



US00D976458S

(12) **United States Design Patent** (10) **Patent No.:** **US D976,458 S**  
**Wu** (45) **Date of Patent:** **\*\* Jan. 24, 2023**

(54) **VEHICLE LIGHT**  
(71) Applicant: **COPLUS INC., Tainan (TW)**  
(72) Inventor: **Po-Hua Wu, Tainan (TW)**  
(73) Assignee: **COPLUS INC., Tainan (TW)**  
(\*\*) Term: **15 Years**

D665,112 S \* 8/2012 Yamada ..... D26/28  
D726,941 S \* 4/2015 Kato ..... D26/28  
D740,981 S \* 10/2015 Hanaoka ..... D26/28  
D864,438 S \* 10/2019 Janssen ..... D26/28  
D874,031 S \* 1/2020 Herzog ..... D26/28  
D897,010 S \* 9/2020 Momokawa ..... D26/28  
D919,135 S \* 5/2021 Yu ..... D26/28  
D921,243 S \* 6/2021 He ..... D26/28  
D932,066 S \* 9/2021 Nordgren ..... D26/118  
D933,267 S \* 10/2021 Lin ..... D26/28  
D936,869 S \* 11/2021 Wu ..... D26/28

(21) Appl. No.: **29/772,129**

\* cited by examiner

(22) Filed: **Feb. 26, 2021**

*Primary Examiner* — Angela J Lee

(30) **Foreign Application Priority Data**

(74) *Attorney, Agent, or Firm* — Lewis Roca Rothgerber  
Christie LLP

Dec. 31, 2020 (TW) ..... 109307486

(51) **LOC (14) Cl.** ..... **26-06**

(52) **U.S. Cl.**  
USPC ..... **D26/28**

(57) **CLAIM**

The ornamental design for vehicle light, as shown and described.

(58) **Field of Classification Search**

USPC ..... D26/28, 29, 30, 31, 32, 33, 34, 35, 36  
CPC ..... F21W 2103/35; F21W 2103/40; F21W  
2102/17; F21W 2102/30; F21W 2103/00;  
F21W 2103/55; F21W 2104/00; F21W  
2107/17; F21W 2107/13; F21S 41/00;  
F21S 41/141; F21S 41/162; F21S 41/18;  
F21S 41/20; F21S 41/33; F21S 41/36;  
F21S 41/60; F21S 43/00; F21V 21/04

**DESCRIPTION**

FIG. 1 is a perspective view of the vehicle light;  
FIG. 2 is a front view thereof;  
FIG. 3 is a back view thereof;  
FIG. 4 is a left side view thereof;  
FIG. 5 is a right side view thereof;  
FIG. 6 is a top view thereof; and,  
FIG. 7 is a bottom view thereof.

See application file for complete search history.

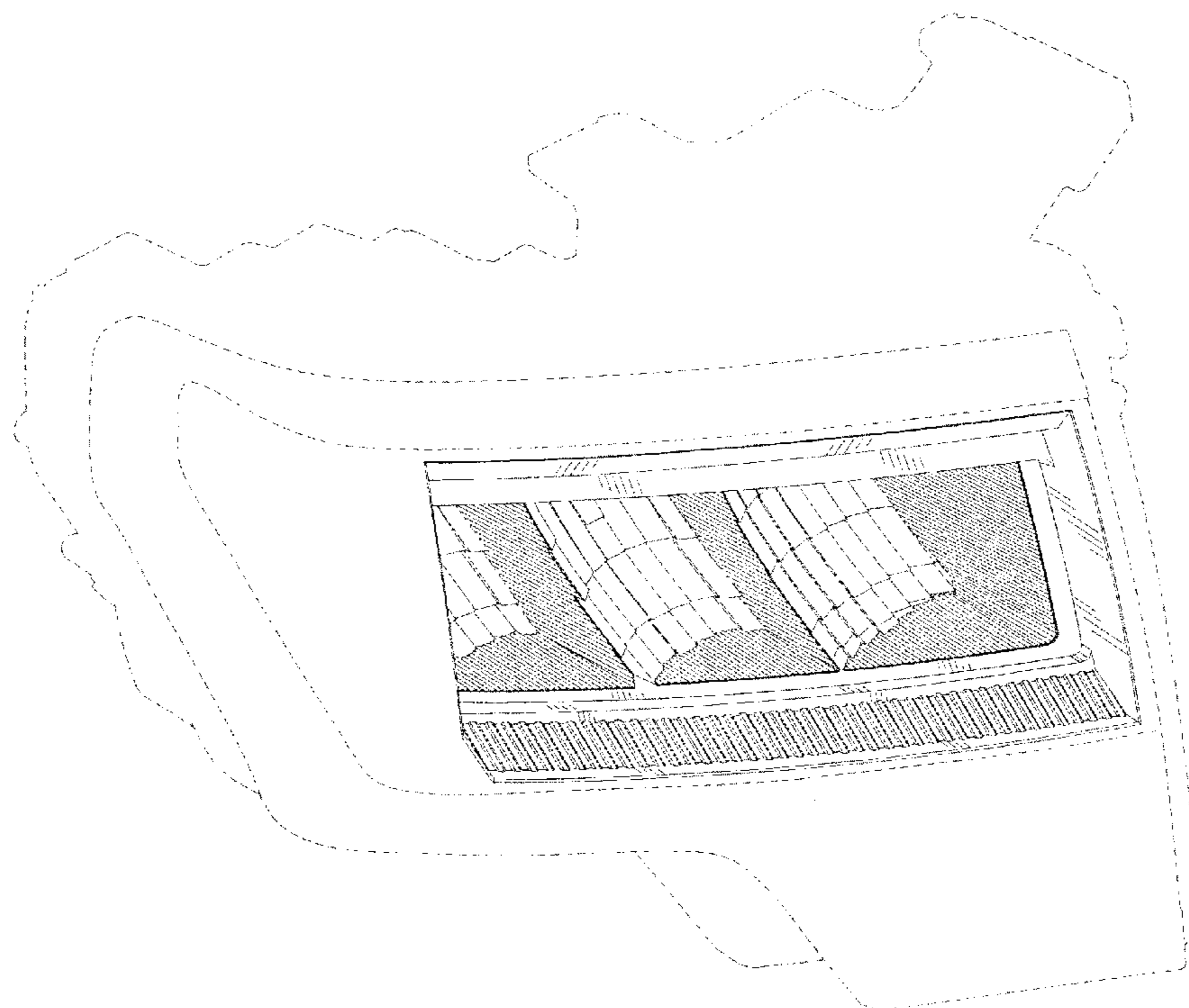
The broken lines in the drawings depict portions of the article that form no part of the claimed design.

(56) **References Cited**

U.S. PATENT DOCUMENTS

D561,358 S \* 2/2008 Tachibana ..... D26/28  
D602,619 S \* 10/2009 Krugger ..... D26/28

**1 Claim, 7 Drawing Sheets**



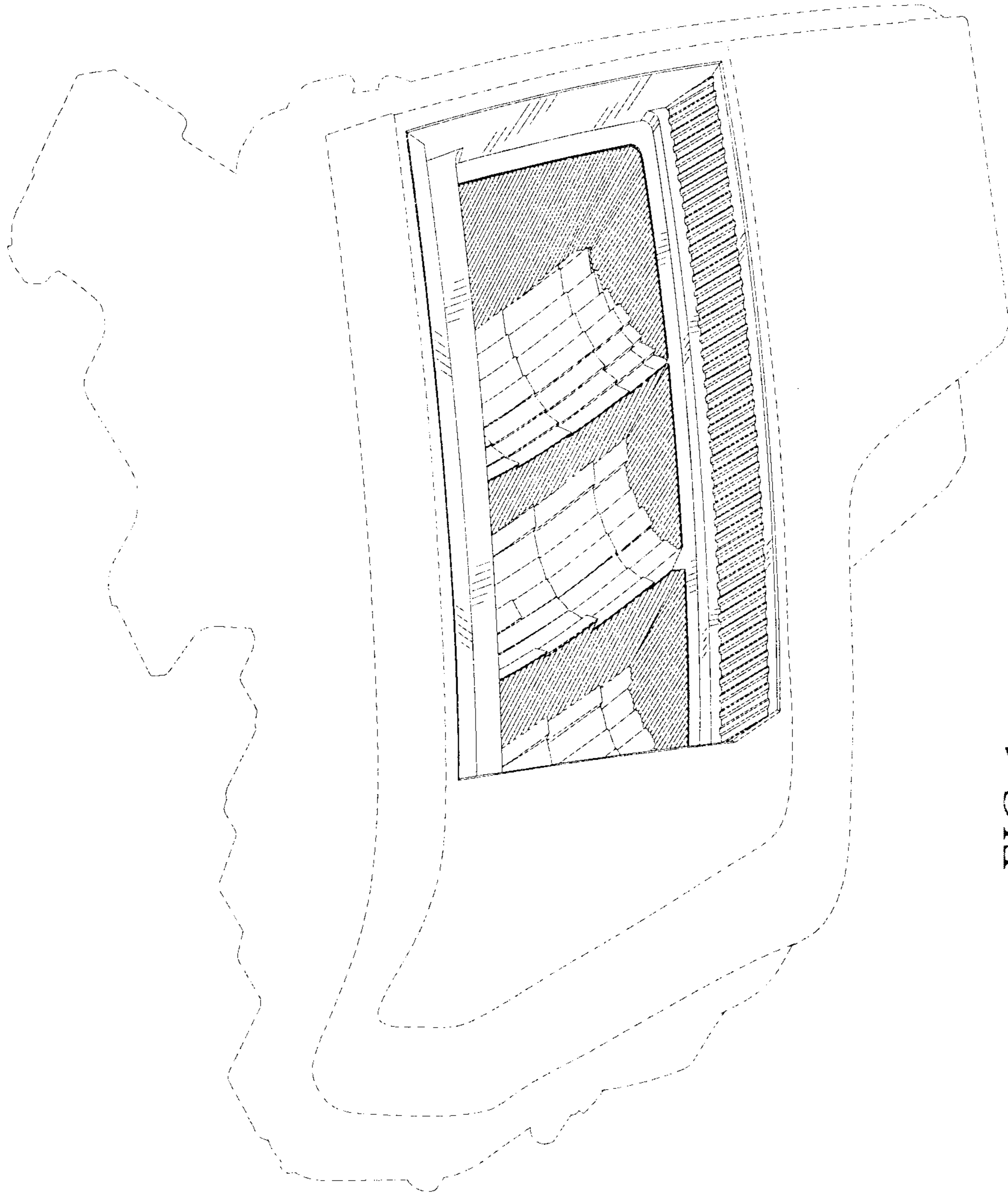


FIG. 1

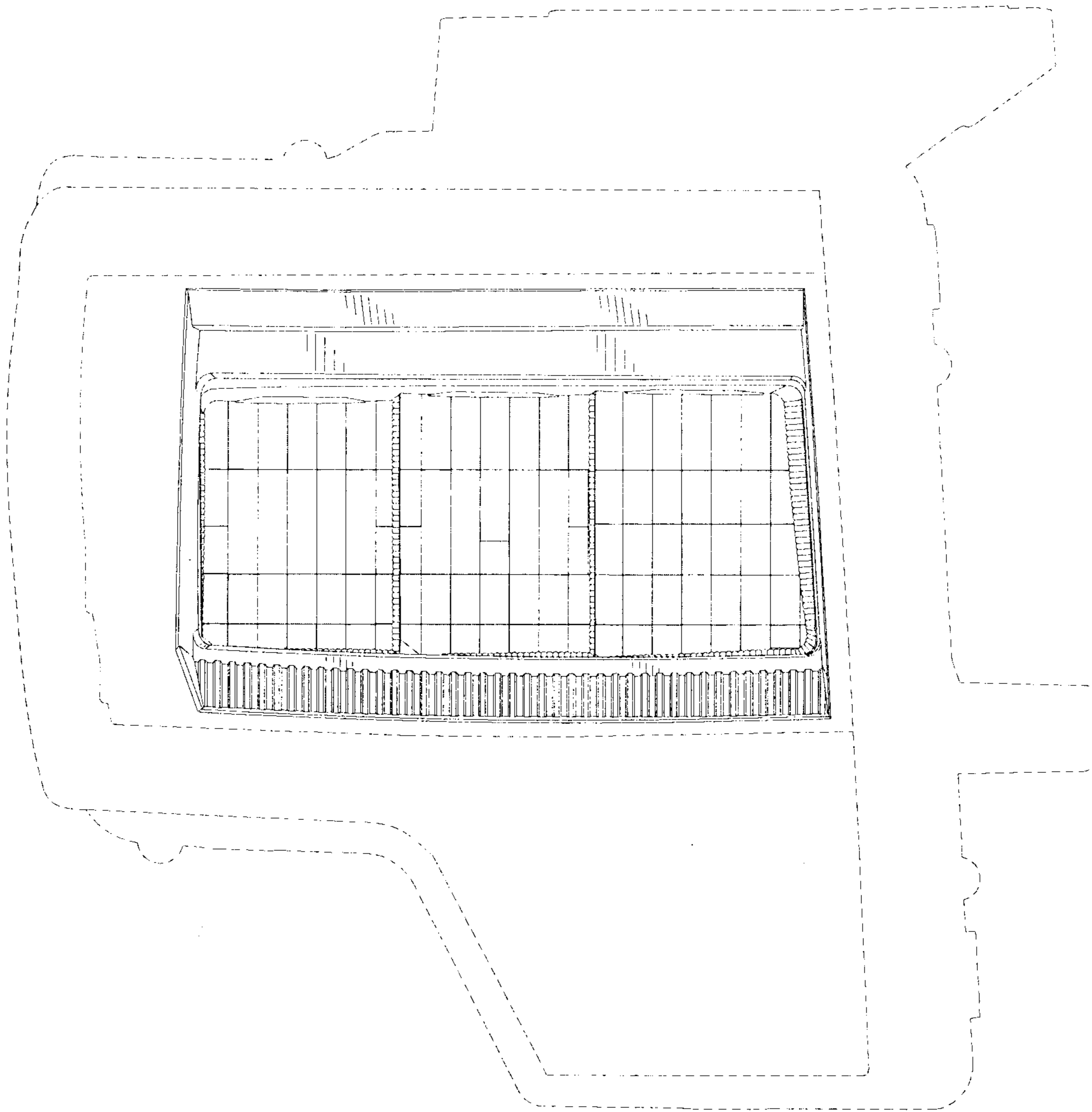


FIG. 2



FIG. 3

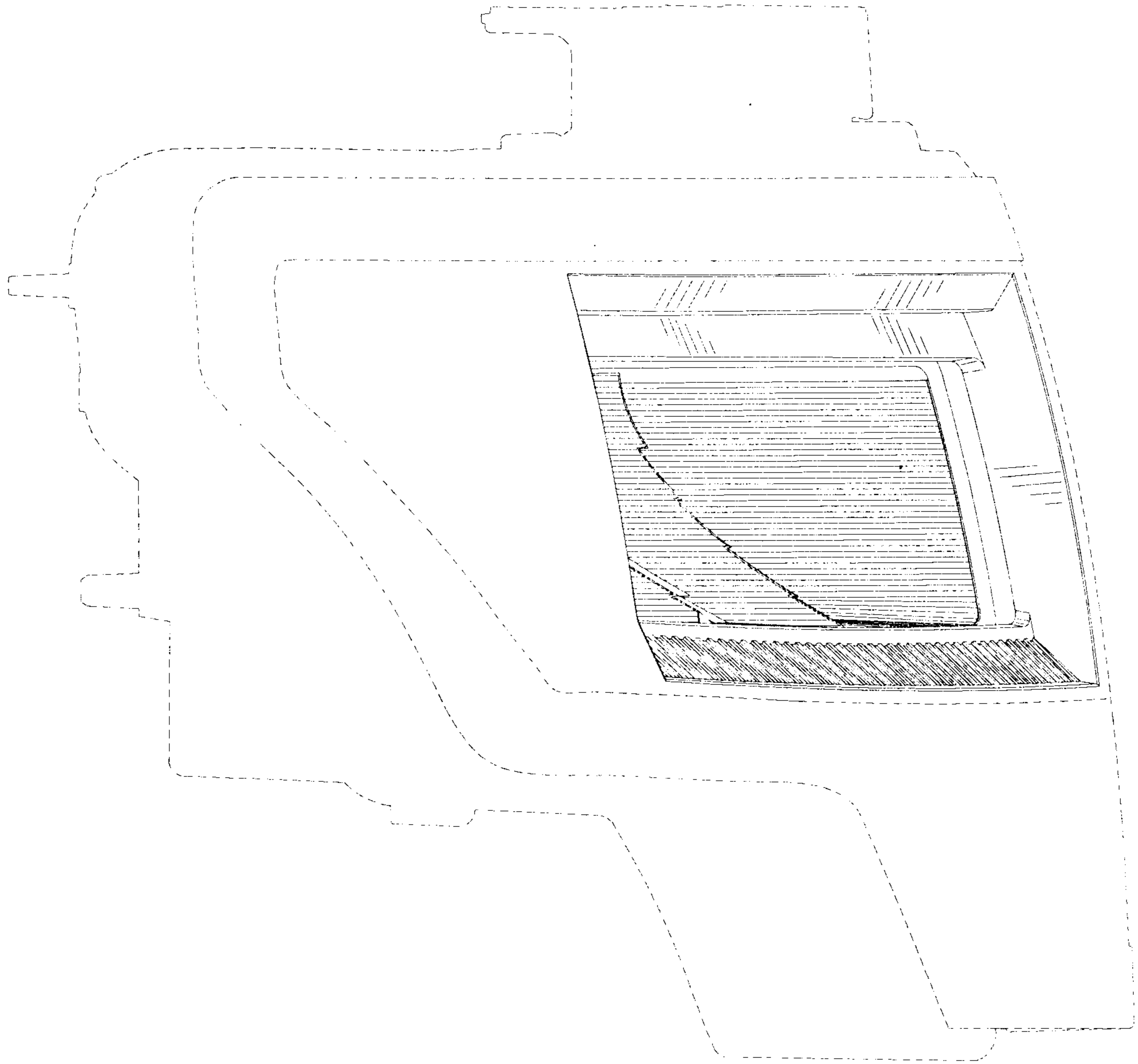


FIG. 4




FIG. 5

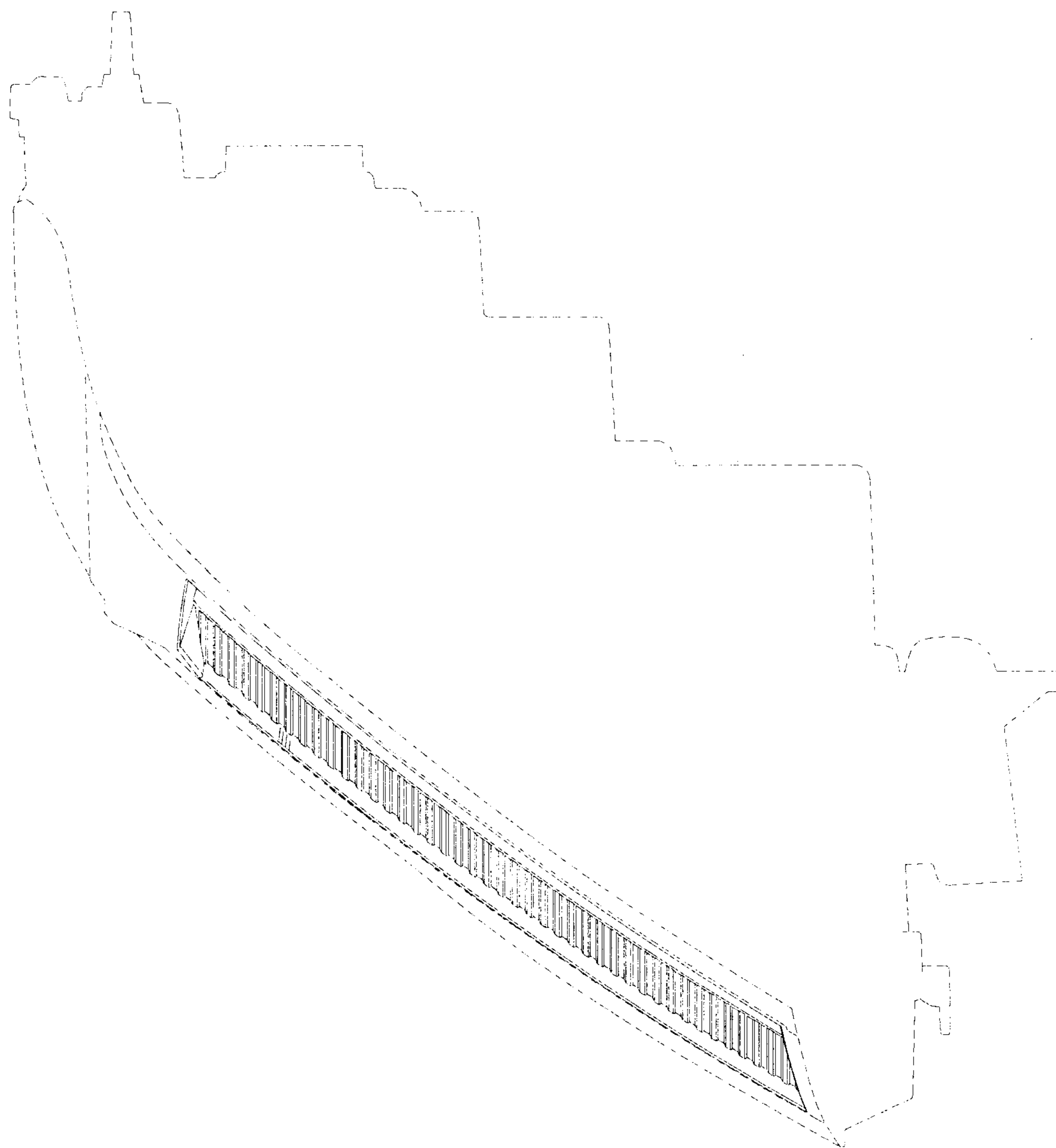


FIG. 6

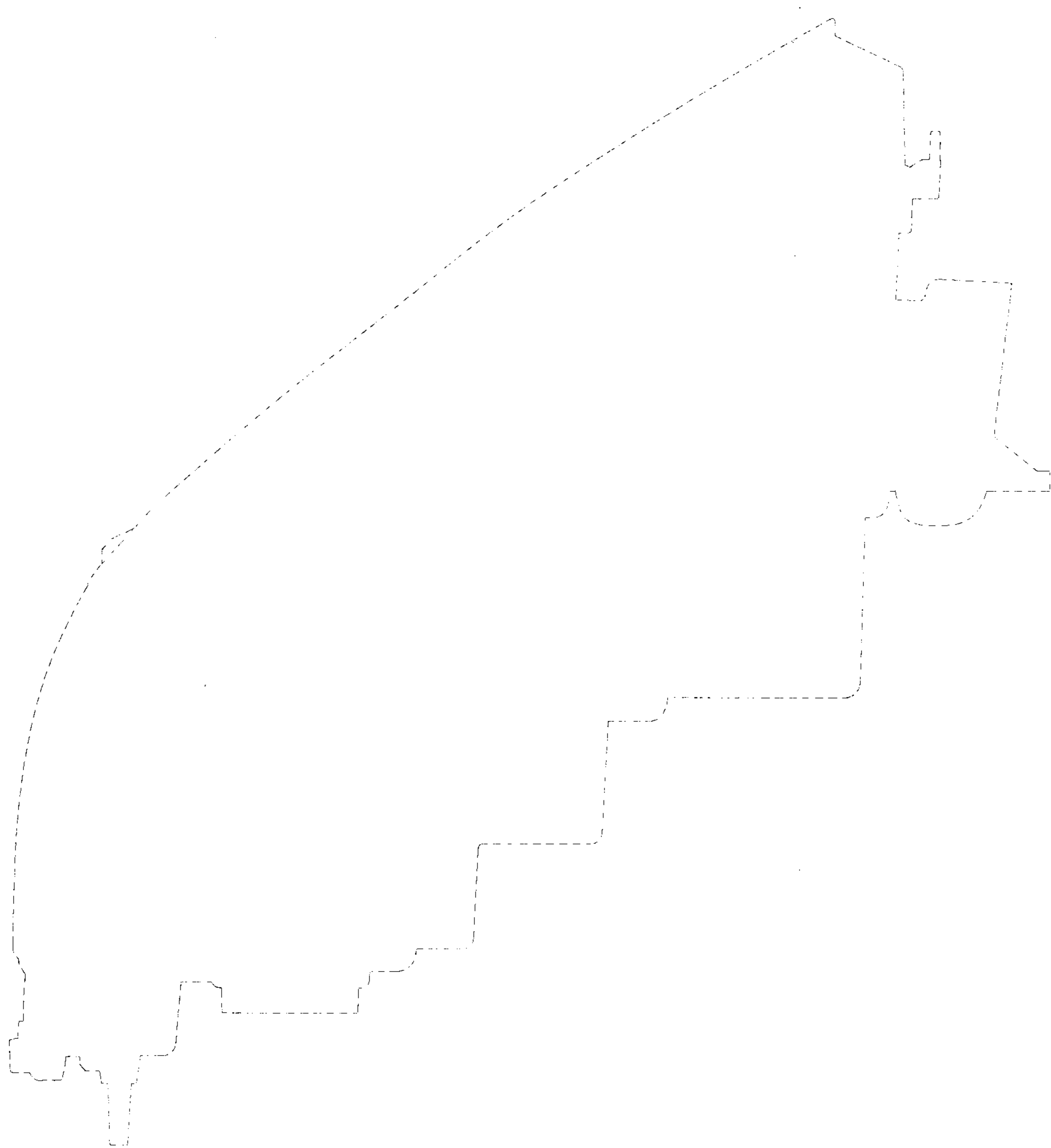


FIG. 7