



US00D976454S

(12) **United States Design Patent**
Tao

(10) **Patent No.:** **US D976,454 S**
(45) **Date of Patent:** **** Jan. 24, 2023**

(54) **LAMP**

(71) Applicant: **Chunfei Tao**, Linhai (CN)

(72) Inventor: **Chunfei Tao**, Linhai (CN)

(**) Term: **15 Years**

(21) Appl. No.: **29/864,078**

(22) Filed: **May 9, 2022**

(51) **LOC (14) Cl.** **26-04**

(52) **U.S. Cl.**
USPC **D26/25**

(58) **Field of Classification Search**
USPC D26/24, 25, 42, 43, 60, 75, 80, 86, 87;
D11/108, 117, 121, 124, 131, 157
CPC F21S 4/00; F21S 4/10; F21S 4/15; F21S
4/20; F21S 4/22; F21S 4/26; F21S 4/28;
F21S 8/00; F21S 8/06; F21S 8/068
See application file for complete search history.

(56) **References Cited**

U.S. PATENT DOCUMENTS

5,359,502	A *	10/1994	Cantin	A47G 33/06 362/123
6,254,250	B1 *	7/2001	Shieh	F21S 4/15 362/249.19
6,309,087	B1 *	10/2001	Huang	F21S 4/10 362/249.15
D603,535	S *	11/2009	Sterijevski	D26/25
D781,491	S	3/2017	Waldmann		
D862,745	S	10/2019	Jin		
D875,973	S *	2/2020	Zhou	D26/25
D917,083	S *	4/2021	Zhou	D26/25
D938,627	S *	12/2021	Li	D26/25

D960,403	S *	8/2022	Wei	D26/25
D961,123	S *	8/2022	Bai	D26/25
D962,495	S *	8/2022	Yu	D11/121
D962,497	S *	8/2022	Yu	D11/121
D963,902	S *	9/2022	Wang	D26/25
D963,905	S *	9/2022	Tao	D26/25
2006/0158888	A1 *	7/2006	Wang	B44C 5/005 362/351

* cited by examiner

Primary Examiner — Wan Laymon
Assistant Examiner — Clint A Samuel

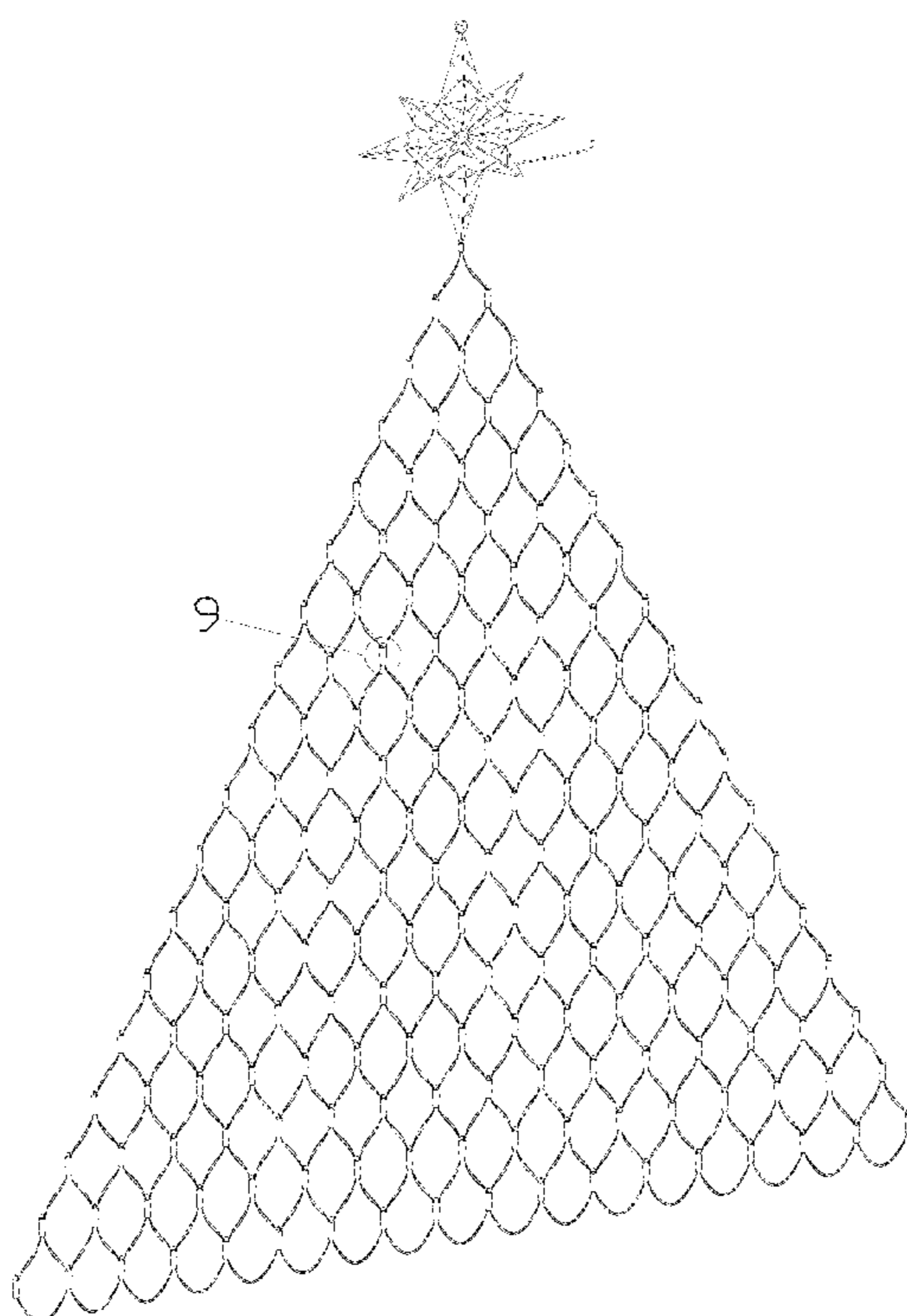
(57) **CLAIM**

The ornamental design for a lamp, as shown and described.

DESCRIPTION

FIG. 1 is a perspective view of a lamp showing my new design;
FIG. 2 is another perspective view thereof;
FIG. 3 is a front elevational view thereof;
FIG. 4 is a rear elevational view thereof;
FIG. 5 is a left side elevational view thereof;
FIG. 6 is a right side elevational view thereof;
FIG. 7 is a top plan view thereof;
FIG. 8 is a bottom plan view thereof;
FIG. 9 is an enlarged view of portion 9 shown in FIG. 1; and,
FIG. 10 is an enlarged view of portion 10 shown in FIG. 2.
The dash-dash broken lines in the drawings depict portions of the lamp that form no part of the claimed design. The dot-dash broken lines represent boundaries of the enlarged portions and form no part of the claimed design.

1 Claim, 10 Drawing Sheets



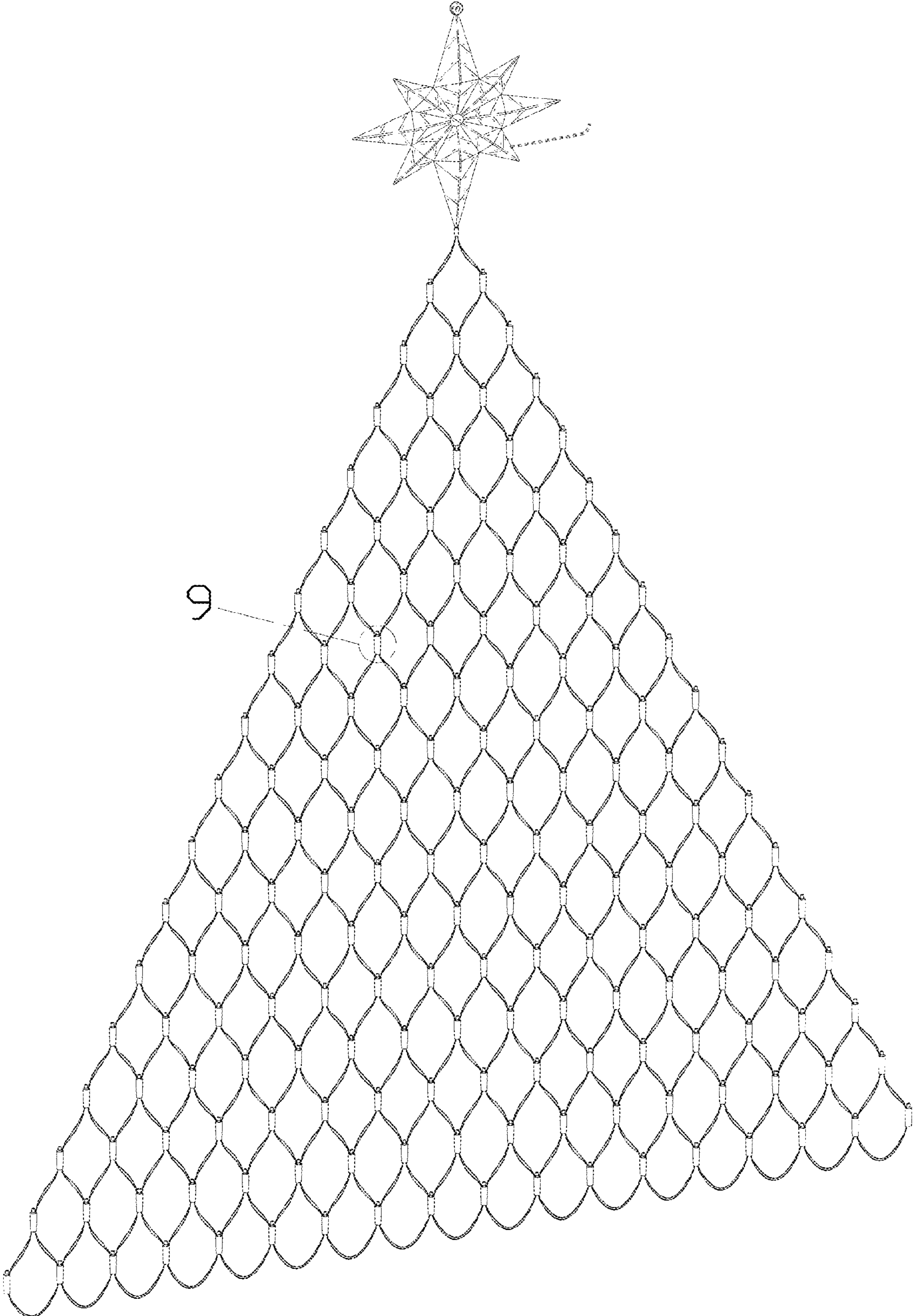


FIG. 1

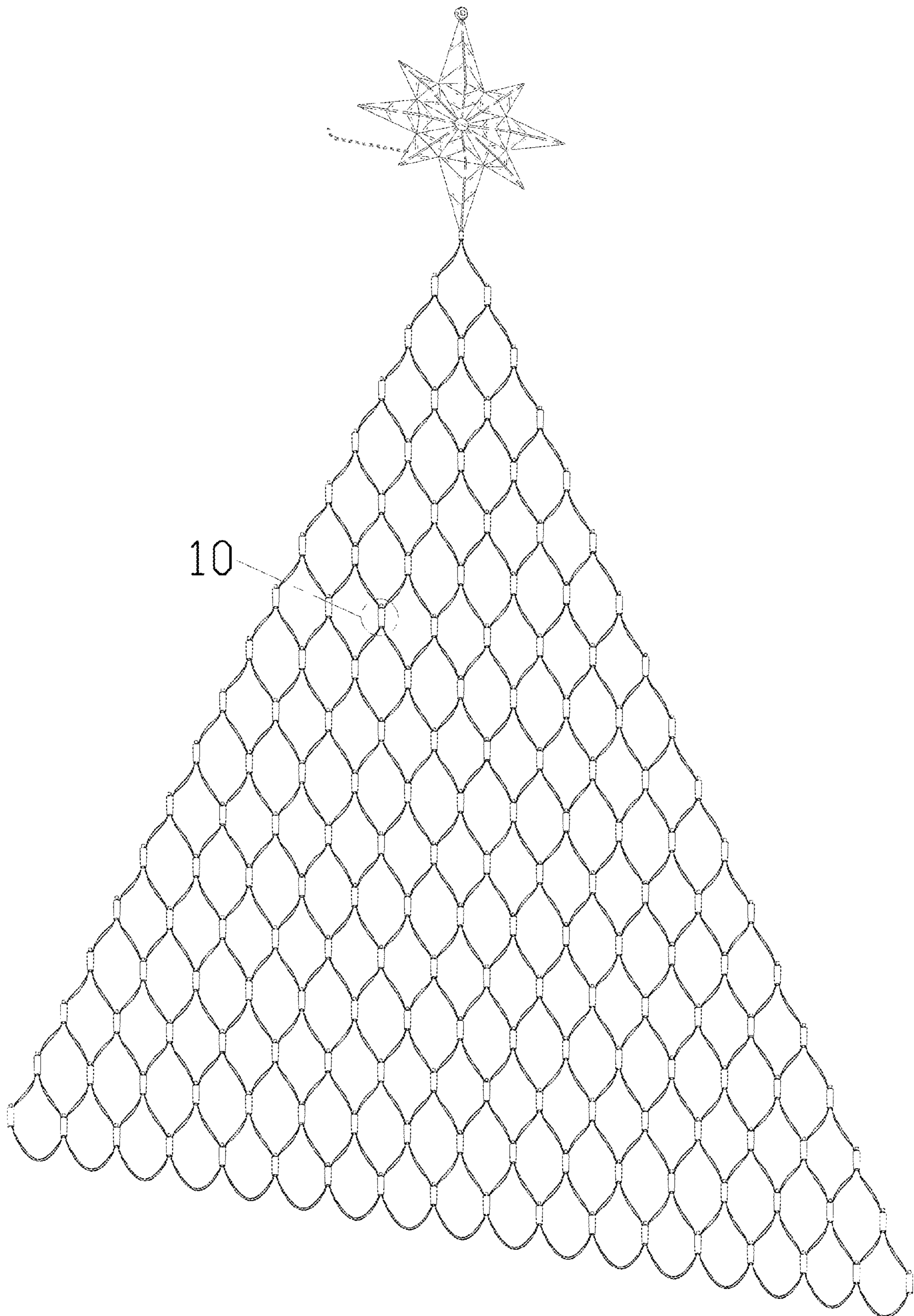


FIG. 2




FIG. 3




FIG. 4



FIG. 5



FIG. 6



FIG. 7



FIG. 8

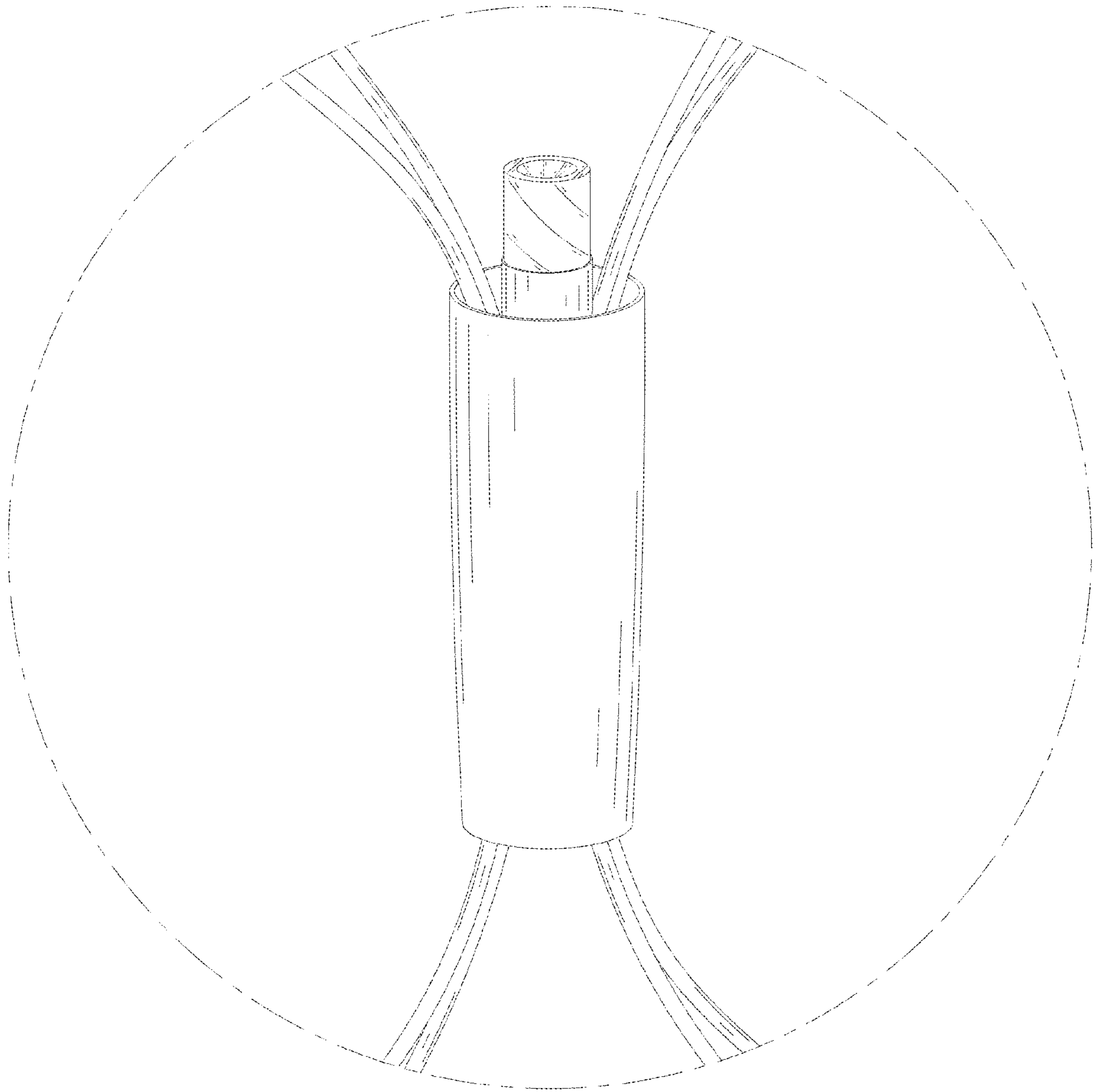


FIG. 9

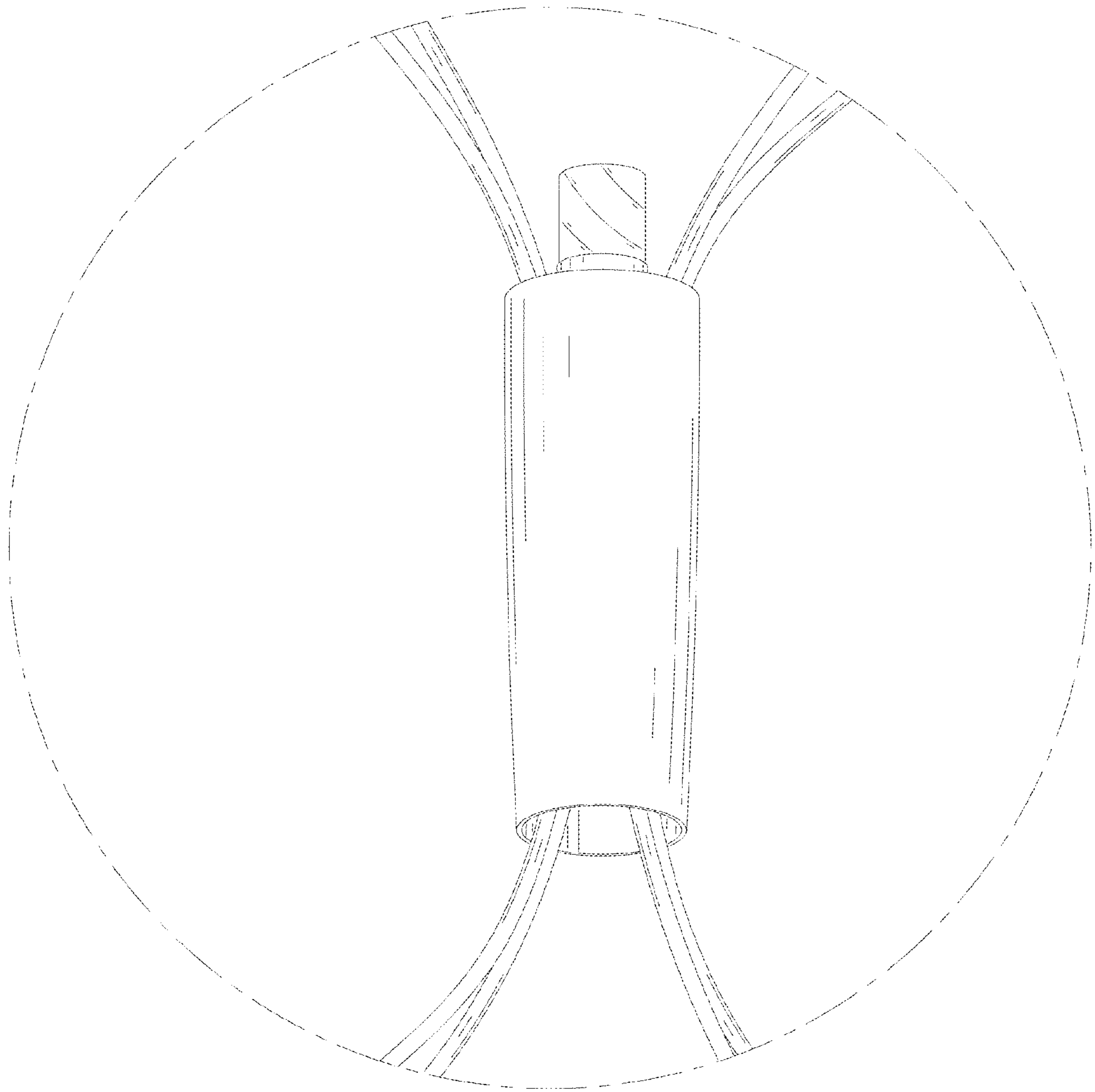


FIG. 10