



US00D976444S

(12) **United States Design Patent**
Byers

(10) **Patent No.: US D976,444 S**

(45) **Date of Patent: ** *Jan. 24, 2023**

(54) **COMPOSITE AND SYNTHETIC COLUMN AND COLUMN WRAP**

(71) Applicant: **HB&G Building Products, Inc.**, Troy, AL (US)

(72) Inventor: **Jeffrey Owen Byers**, Pike Road, AL (US)

(73) Assignee: **HB&G BUILDING PRODUCTS, INC.**, Troy, AL (US)

(*) Notice: This patent is subject to a terminal disclaimer.

(**) Term: **15 Years**

(21) Appl. No.: **29/624,278**

(22) Filed: **Oct. 31, 2017**

(51) **LOC (14) Cl.** **25-01**

(52) **U.S. Cl.**
USPC **D25/133**

(58) **Field of Classification Search**
USPC D25/125, 126, 127, 128, 129, 130, 131, D25/132, 133, 134, 135, 136
CPC G01C 15/10; G01C 9/14
See application file for complete search history.

(56) **References Cited**

U.S. PATENT DOCUMENTS

D443,365 S * 6/2001 Walker D24/232
D586,481 S * 2/2009 Blair D25/133

D782,074 S * 3/2017 Miller D25/133
9,689,674 B1 * 6/2017 Byers G01C 9/14
9,976,855 B1 * 5/2018 Byers G01C 15/10
D849,904 S * 5/2019 Pontillas D23/332
D849,905 S * 5/2019 Inovero D23/332
2019/0101390 A1 * 4/2019 Sasaki G06T 15/005

* cited by examiner

Primary Examiner — Samantha Q Lawrence

(74) *Attorney, Agent, or Firm* — Suiter Swantz pc llo

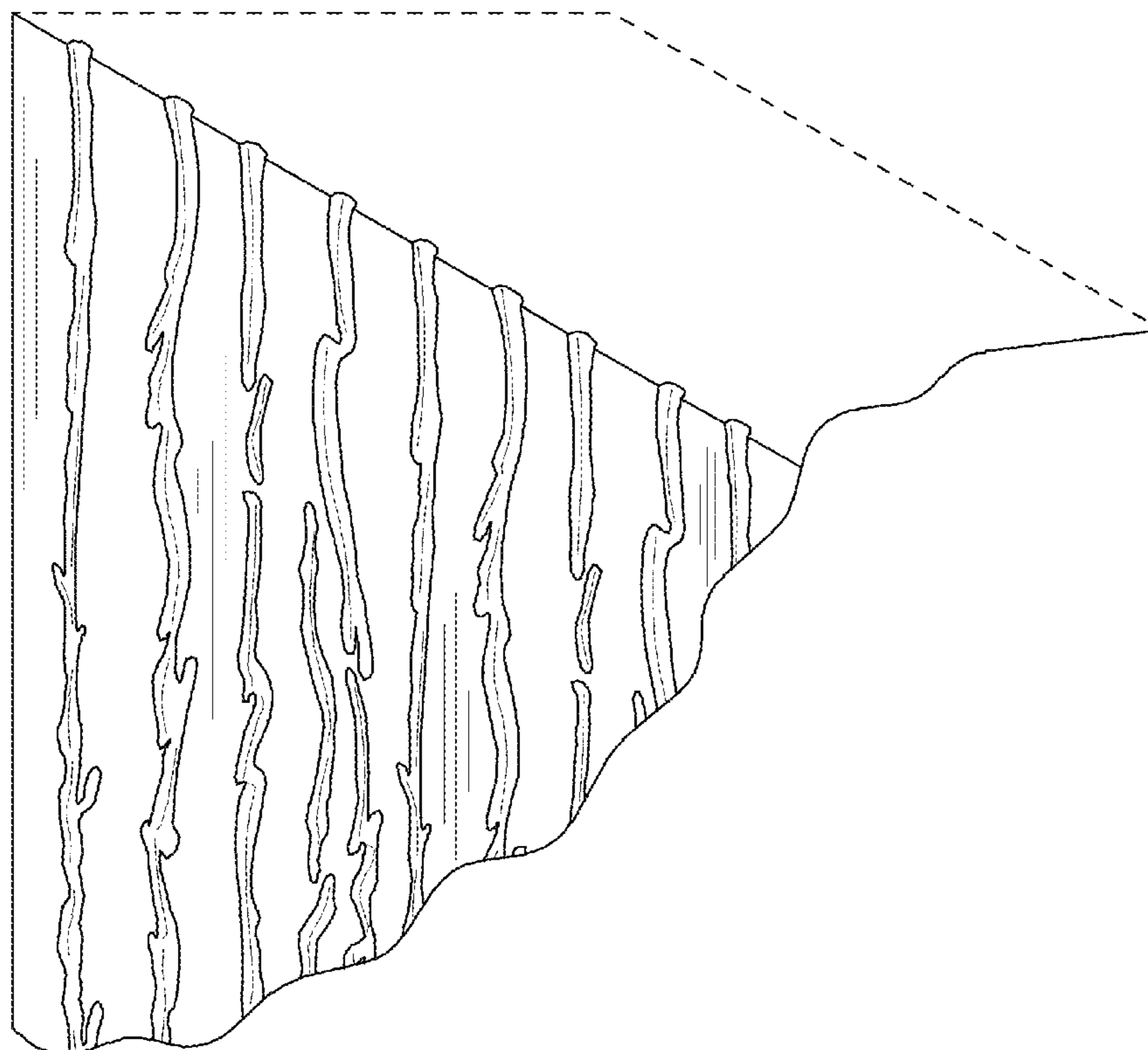
(57) **CLAIM**

The ornamental design for a composite and synthetic column and column wrap, as shown.

DESCRIPTION

FIG. 1 shows an enlarged perspective view of a portion of a composite and synthetic column and column wrap; FIG. 2 shows a perspective view thereof; FIG. 3 shows a top plan view thereof; FIG. 4 shows a front elevation view thereof; FIG. 5 shows a side elevation view thereof; FIG. 6 shows a back elevation view thereof; FIG. 7 shows a side elevation view thereof; and, FIG. 8 shows a bottom plan view thereof. The broken lines shown in FIGS. 1-3 and 8 illustrate portions of the composite and synthetic column and column wrap that form no part of the claimed design.

1 Claim, 8 Drawing Sheets



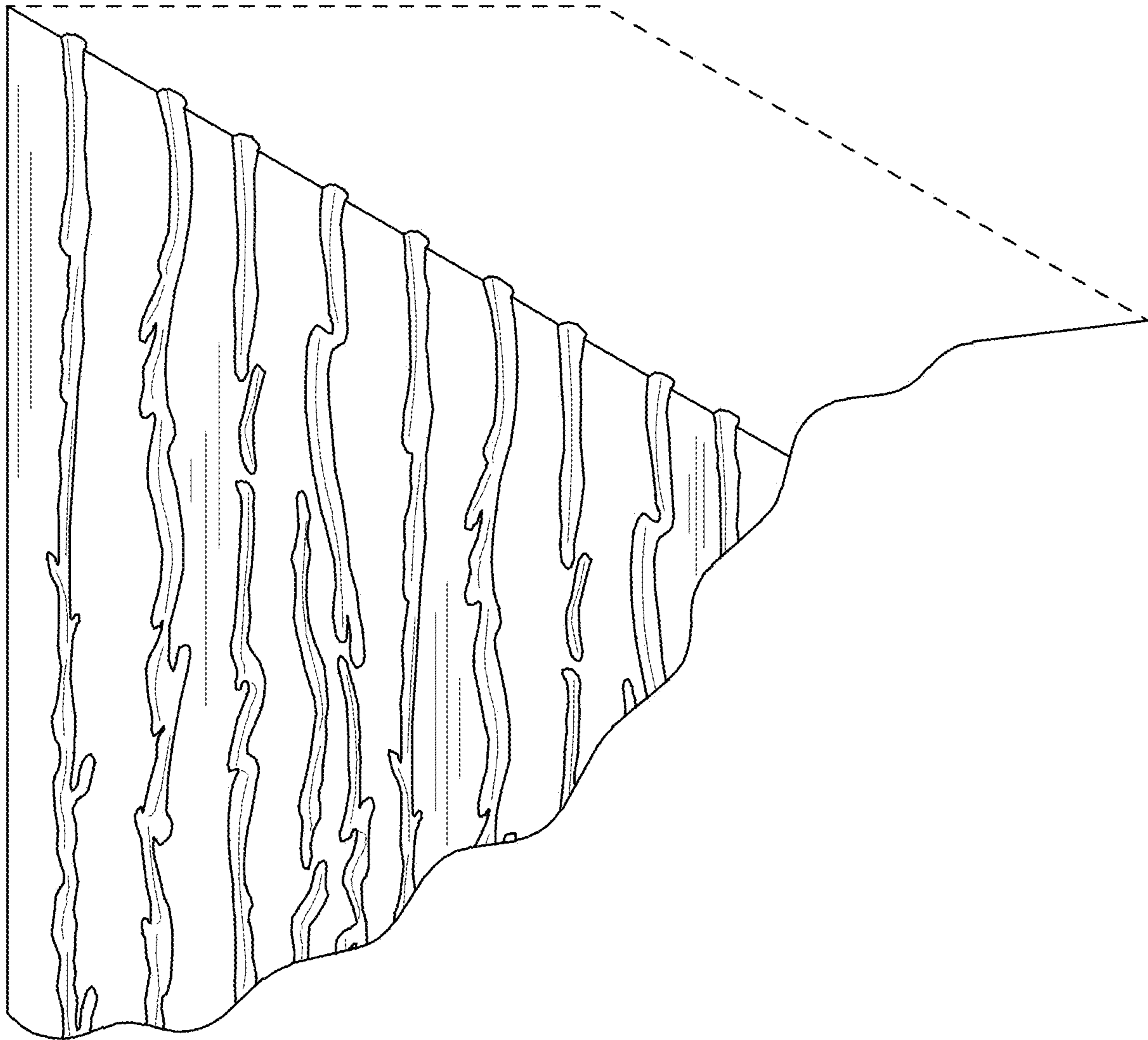


FIG. 1




FIG. 2




FIG. 3




FIG. 4




FIG. 5




FIG. 6




FIG. 7




FIG. 8