



US00D976439S

(12) **United States Design Patent**
Laverack et al.

(10) **Patent No.:** **US D976,439 S**
(45) **Date of Patent:** **** Jan. 24, 2023**

(54) **TEST DEVICE COMPRISING A PIPETTE HOLDER**

(71) Applicant: **SPD Swiss Precision Diagnostics GMBH**, Geneva (CH)

(72) Inventors: **Paul J. Laverack**, Leighton Buzzard (GB); **James Gani**, Bedford (GB); **Sunil Kalbandi**, Redlodge (GB)

(73) Assignee: **SPD Swiss Precision Diagnostics GMBH**, Geneva (CH)

(**) Term: **15 Years**

(21) Appl. No.: **29/737,453**

(22) Filed: **Jun. 9, 2020**

(30) **Foreign Application Priority Data**

Dec. 10, 2019 (EM) 007370762

(51) **LOC (14) Cl.** **24-02**

(52) **U.S. Cl.**
USPC **D24/223**; D24/222; D24/227

(58) **Field of Classification Search**
USPC D24/216, 222–226, 231, 232, 227;
D10/81; D14/251, 253, 432, 434;
D13/107–110, 118–119, 184; D9/345,
D9/434, 455, 752, 753
CPC B01L 3/502738; B01L 2300/0609; B01L
2300/0672; B01L 2300/0829; B01L
2200/025; B01L 2200/028; B01L
2200/16; B01L 3/0217; B01L 3/0279;
B01L 3/0244; B01L 9/00; G01N 21/01;
G01N 21/75; G01N 33/66; B05B 11/048
See application file for complete search history.

(56) **References Cited**

U.S. PATENT DOCUMENTS

D325,442 S * 4/1992 Lin D24/217
D386,176 S * 11/1997 Diamantis D14/149

D400,165 S * 10/1998 Nagele D13/108
D469,427 S * 1/2003 Ma D14/253
D493,801 S * 8/2004 Byun D14/453
D535,986 S * 1/2007 Eroma D3/218
D638,831 S * 5/2011 Paradise D14/253
D669,460 S * 10/2012 Wikel D14/253
D670,283 S * 11/2012 Wikel D14/253
D734,022 S * 7/2015 Harper D3/218
D739,551 S * 9/2015 Castaing D24/222
D775,626 S * 1/2017 McWilliam D14/432
D835,783 S * 12/2018 Smith D24/140
D846,499 S * 4/2019 Fahlborg D13/108
D879,316 S * 3/2020 Ullman D24/163

(Continued)

FOREIGN PATENT DOCUMENTS

JP D2010-18944 * 1/2011

Primary Examiner — Omeed Agilee

(74) *Attorney, Agent, or Firm* — Erik A. Huestis; Lee Chedister; Foley Hoag LLP

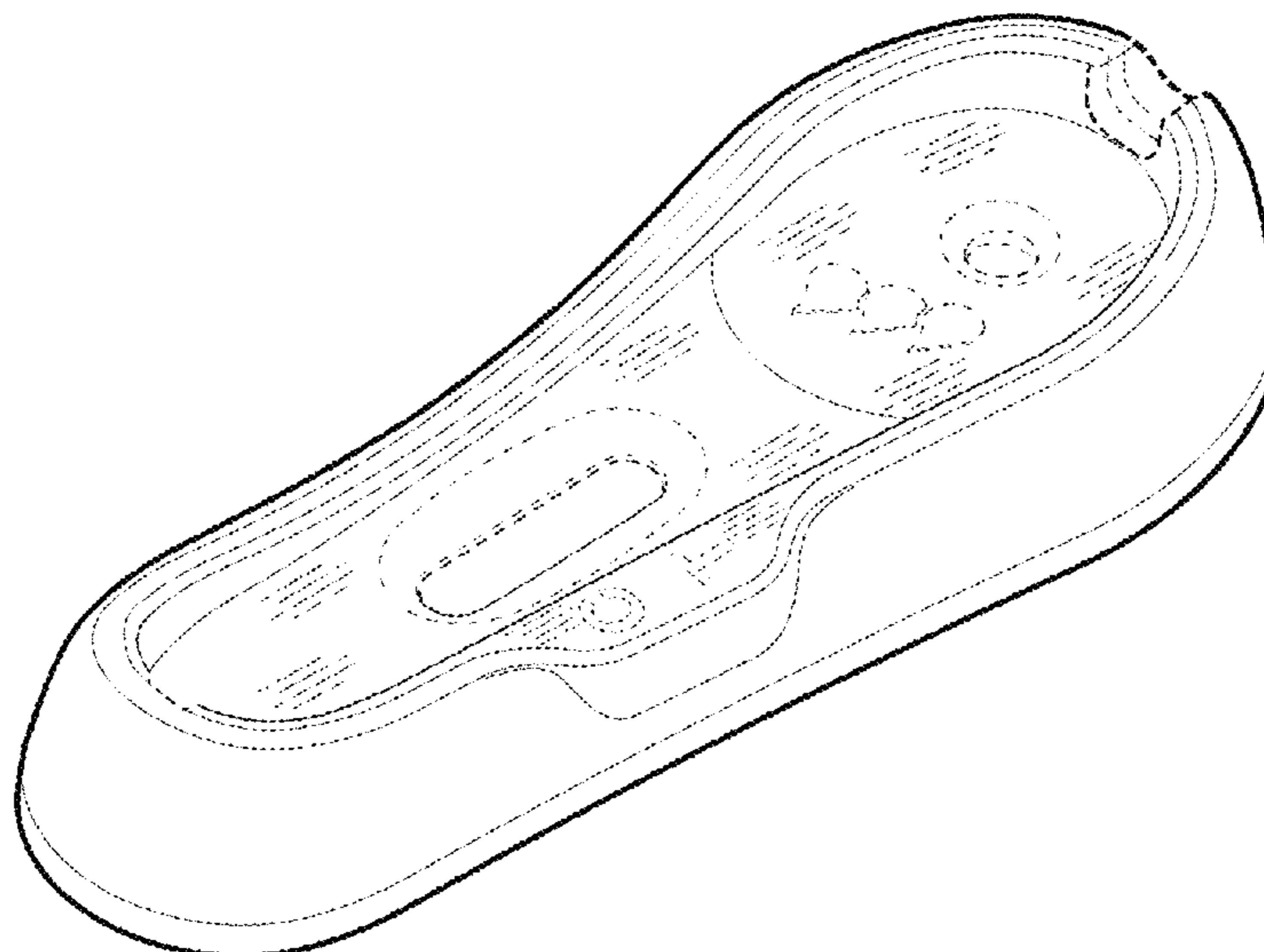
(57) **CLAIM**

The ornamental design for a test device comprising a pipette holder, as shown and described.

DESCRIPTION

FIG. 1 is a top perspective view of a test device comprising a pipette holder;
FIG. 2 is a first end view thereof;
FIG. 3 is a second end view thereof;
FIG. 4 is a first side view thereof;
FIG. 5 is a second side view thereof;
FIG. 6 is a top view thereof;
FIG. 7 is a bottom view thereof; and,
FIG. 8 is a top perspective view thereof.
The broken lines in the figures depict portions of the test device comprising a pipette holder that form no part of the claimed design. The dot-dash broken lines depict the boundaries of the claims and form no part thereof.

1 Claim, 8 Drawing Sheets



(56)

References Cited

U.S. PATENT DOCUMENTS

D898,906 S * 10/2020 Reaux D24/123
D938,607 S * 12/2021 Lamble D24/216
D939,105 S * 12/2021 Li D24/223

* cited by examiner

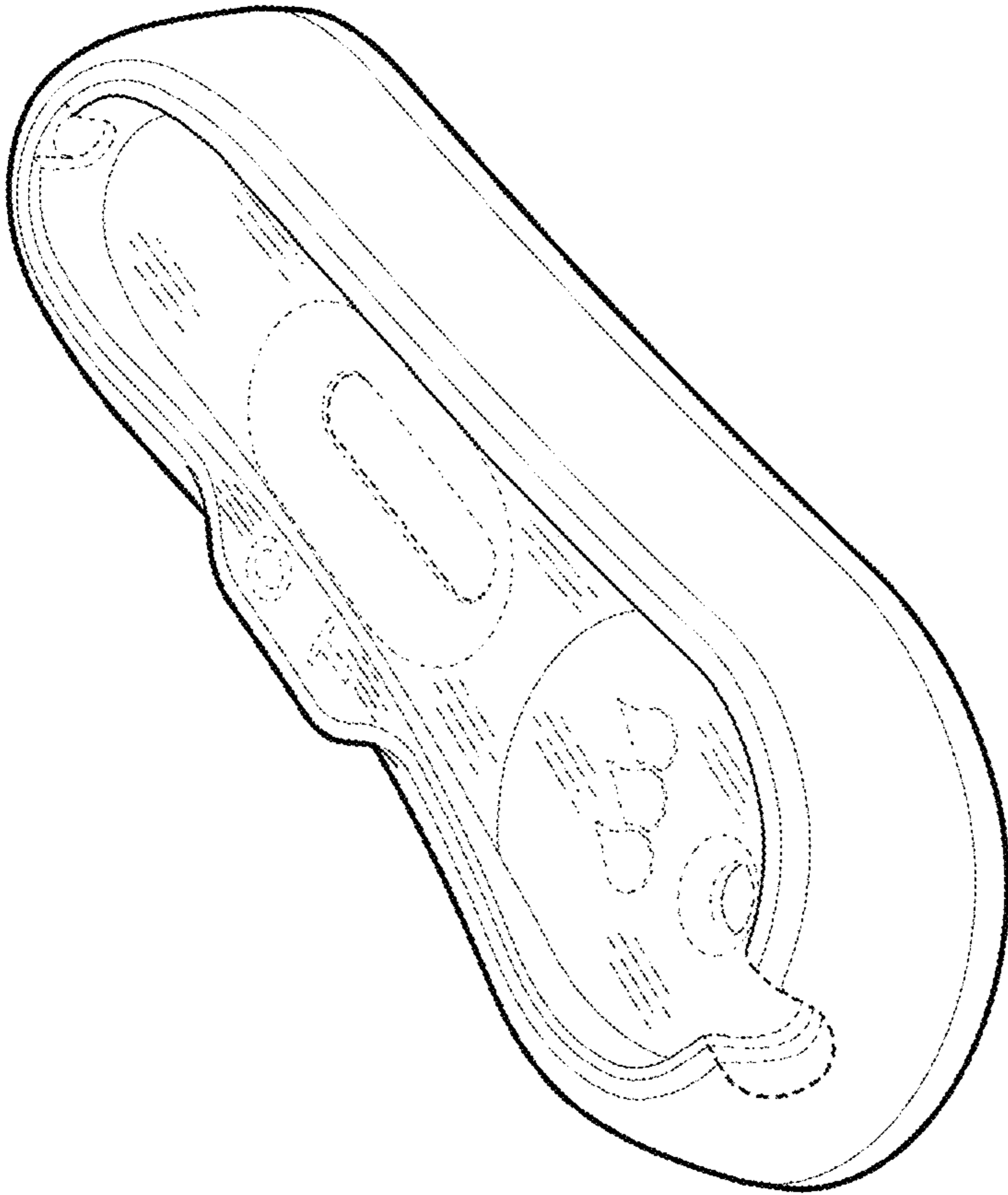


Fig. 1




Fig. 2

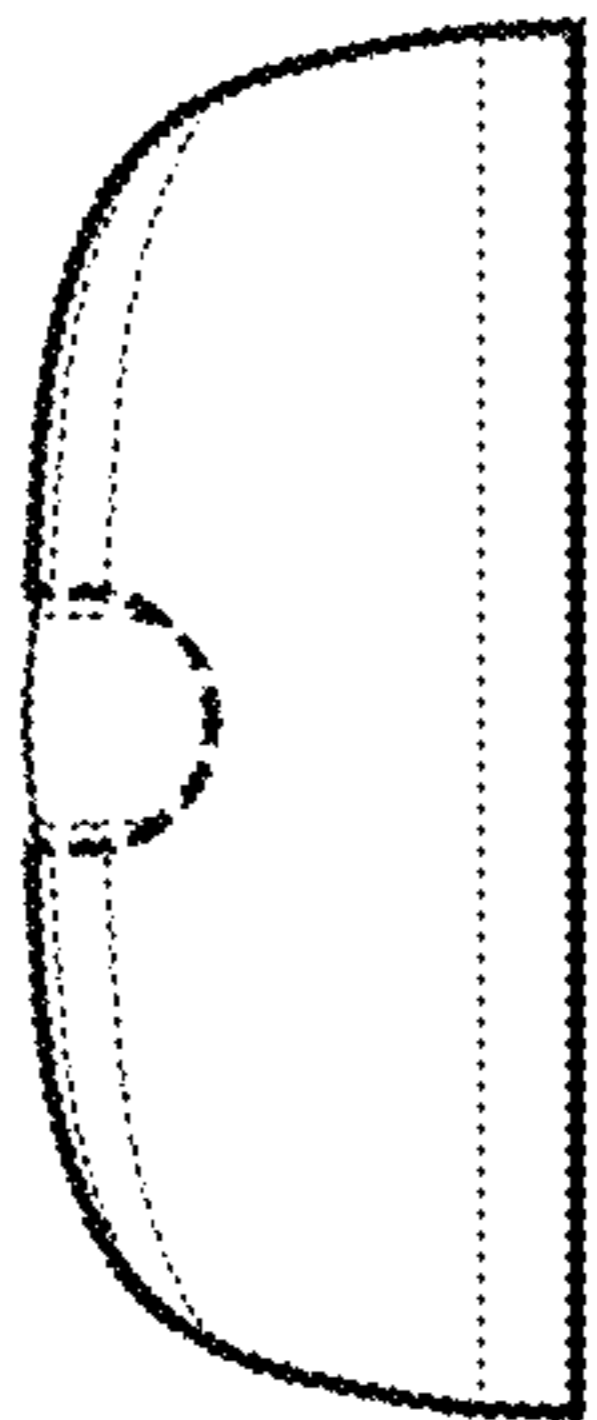


Fig. 3




Fig. 4




Fig. 5

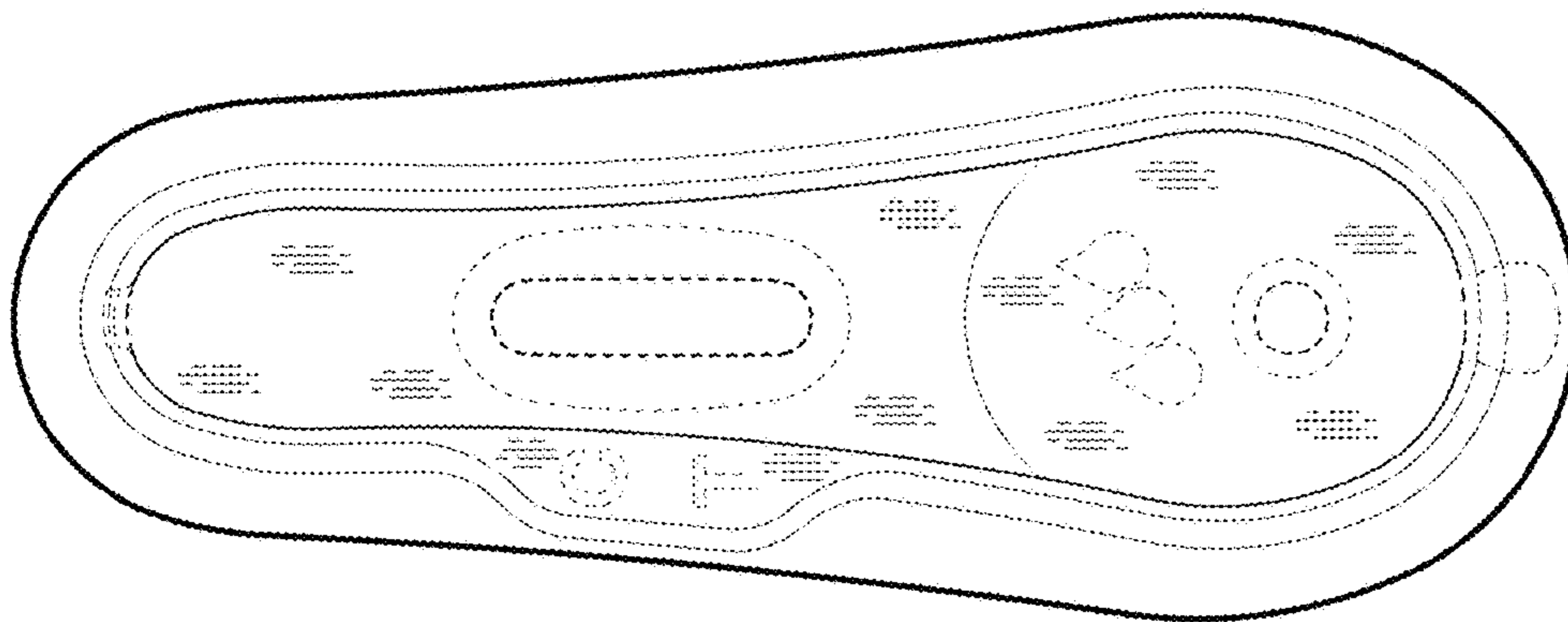


Fig. 6

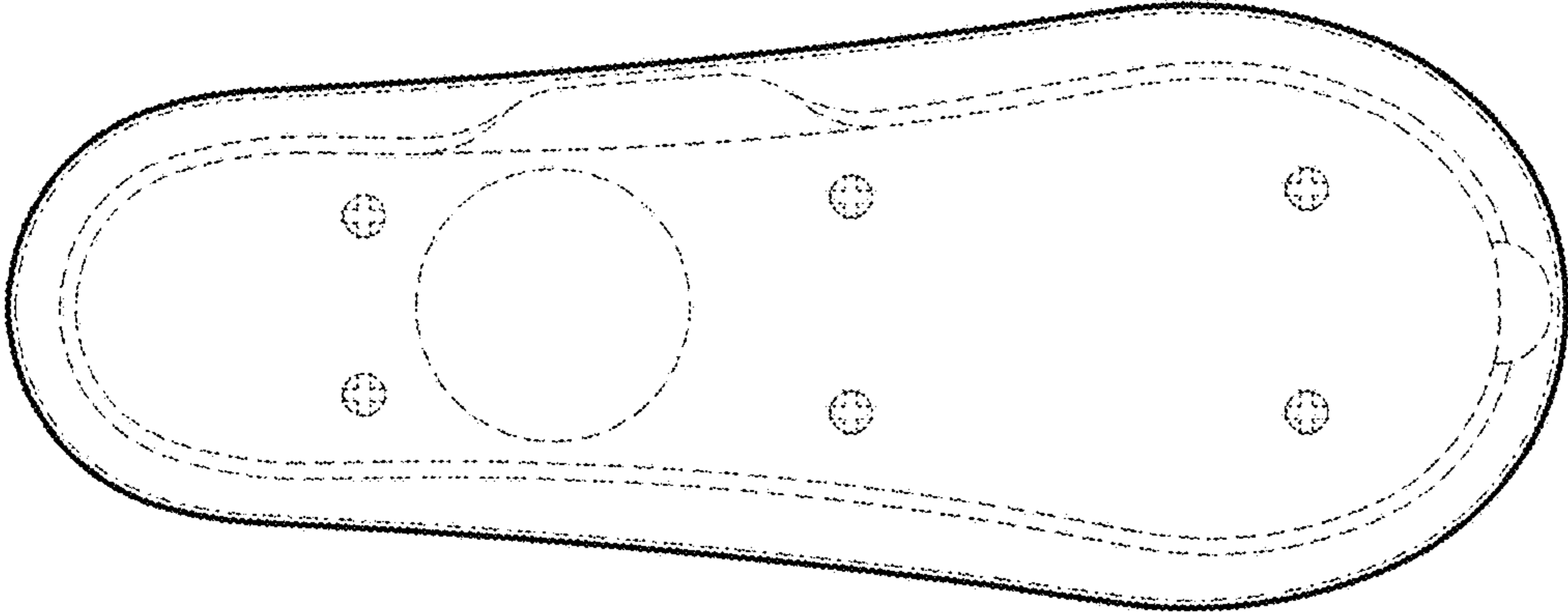


Fig. 7

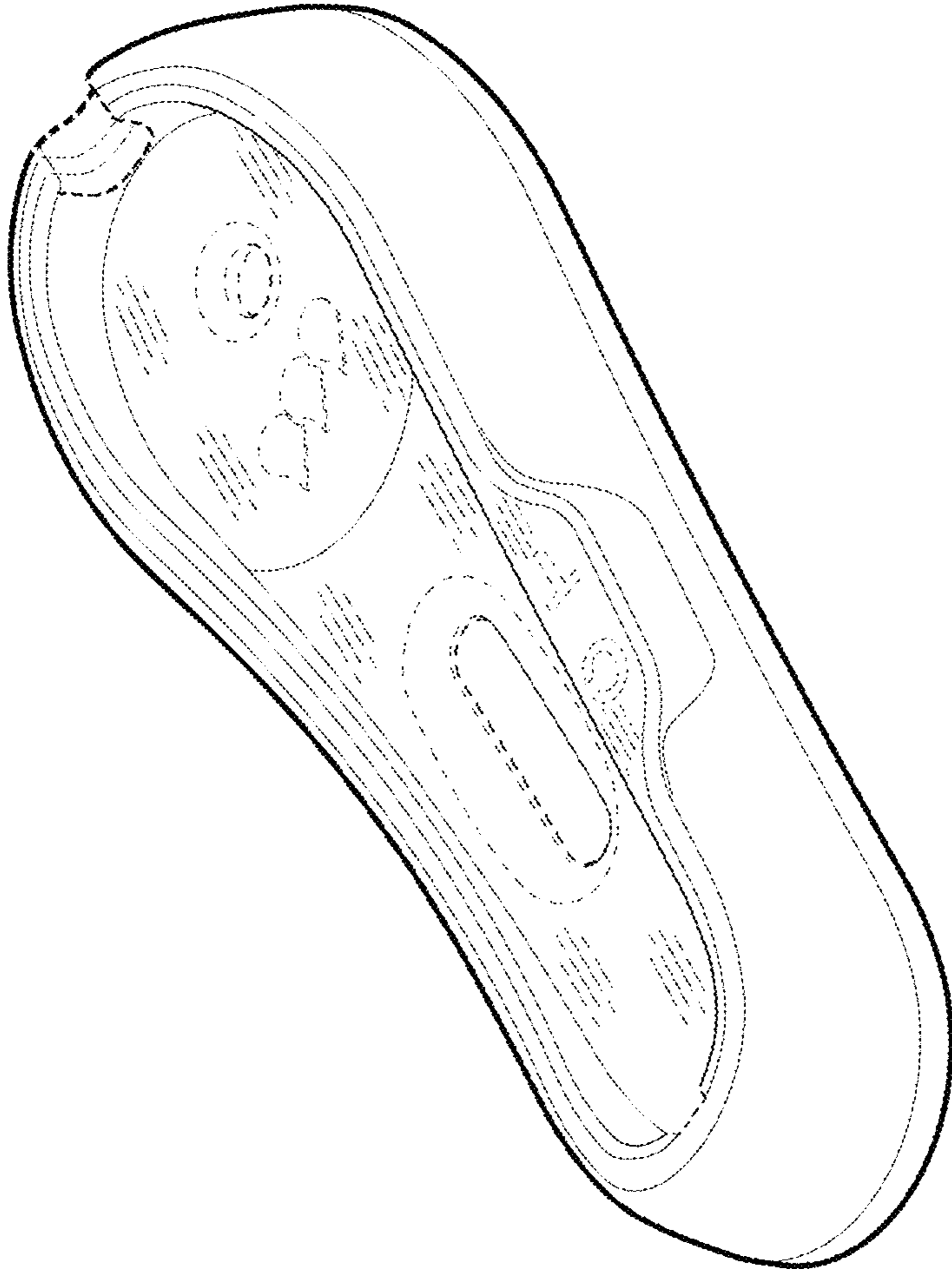


Fig. 8