

US00D976430S

(12) **United States Design Patent** (10) **Patent No.:** **US D976,430 S**  
**Zhang** (45) **Date of Patent:** **\*\* Jan. 24, 2023**

(54) **MESSAGE HEAD OF MESSAGE APPARATUS**

D949,366 S \* 4/2022 Li ..... D24/211  
D949,417 S \* 4/2022 Khubani ..... D24/215  
D949,418 S \* 4/2022 Khubani ..... D24/215  
D952,878 S \* 5/2022 Lin ..... D24/211  
2020/0352821 A1\* 11/2020 Wersland ..... A61H 23/006

(71) Applicant: **Sichuan Qianli-beoka Medical Technology Inc.**, Sichuan (CN)

(72) Inventor: **Wen Zhang**, Chengdu (CN)

(73) Assignee: **Sichuan Qianli-beoka Medical Technology Inc.**

(\*\*) Term: **15 Years**

(21) Appl. No.: **29/771,214**

(22) Filed: **Feb. 21, 2021**

(30) **Foreign Application Priority Data**

Aug. 21, 2020 (CN) ..... 202030484398.7

(51) **LOC (14) Cl.** ..... **24-01**

(52) **U.S. Cl.**  
USPC ..... **D24/215**

(58) **Field of Classification Search**  
USPC ..... D24/200, 211, 212, 213, 214, 215;  
D26/113, 154; D8/300; D9/434, 443;  
D11/181

CPC ..... A61H 2015/0014; A61H 7/007; A61H 23/006; A61H 2015/0042; A61H 33/6089  
See application file for complete search history.

(56) **References Cited**

**U.S. PATENT DOCUMENTS**

D833,029 S \* 11/2018 Guenst ..... D24/215  
D845,500 S \* 4/2019 Wersland ..... D24/211  
D849,261 S \* 5/2019 Wersland ..... D24/211  
D861,182 S \* 9/2019 Wersland ..... D24/211  
D918,405 S \* 5/2021 Wersland ..... D24/211

**OTHER PUBLICATIONS**

Amazon, "Fascia Massage Gun Head", Access Date Jul. 2, 2022.  
<https://www.amazon.com/Massage-Massager-Replacement-Accessories-Relaxation/dp/B08MZGVF1X> (Year: 2022).\*

\* cited by examiner

*Primary Examiner* — Michael A Maharajh

(74) *Attorney, Agent, or Firm* — Timothy T. Wang; Ni, Wang & Massand, PLLC

(57) **CLAIM**

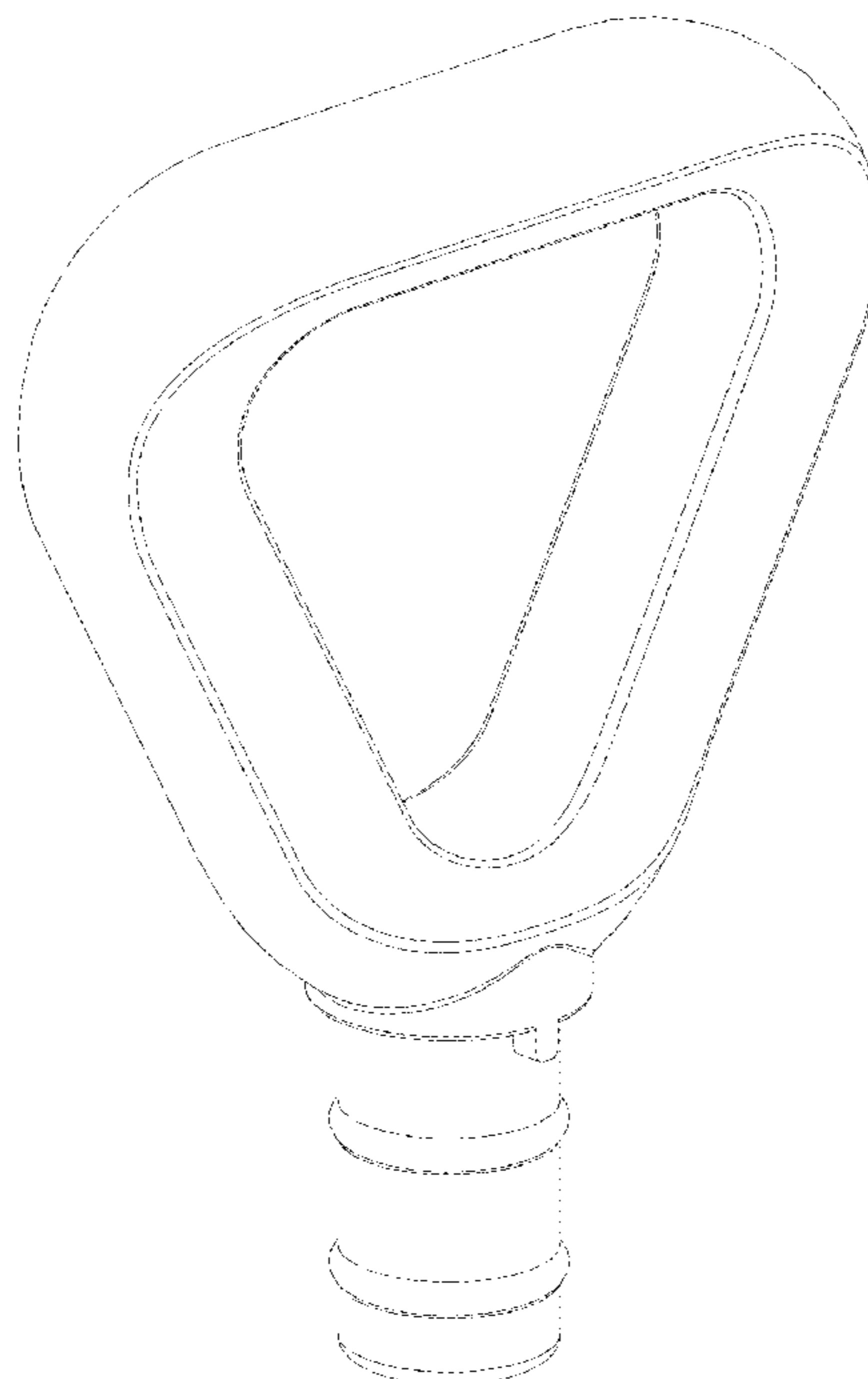
The ornamental design for a massage head of message apparatus, as shown and described.

**DESCRIPTION**

FIG. 1 is a front perspective view of a massage head of message apparatus showing my new design; FIG. 2 is a back elevational view thereof; FIG. 3 is a front elevational view thereof; FIG. 4 is a right-side elevational view thereof; FIG. 5 is a left-side elevational view thereof; FIG. 6 is a top plan view thereof; and, FIG. 7 is a bottom plan view thereof.

The broken lines shown in the figures are for the purpose of illustrating portions of the massage head of message apparatus, which form no part of the claimed design.

**1 Claim, 7 Drawing Sheets**



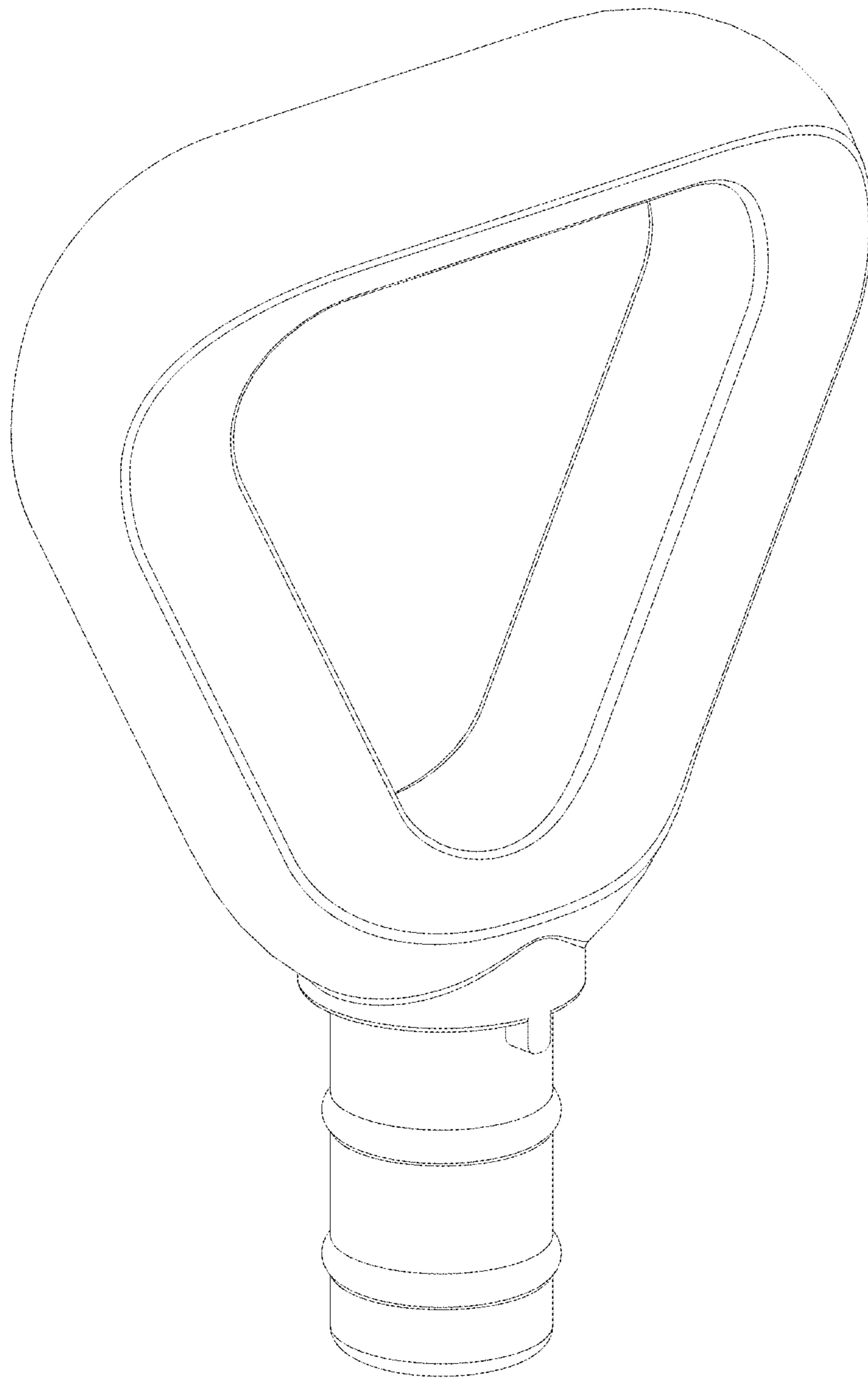


FIG. 1

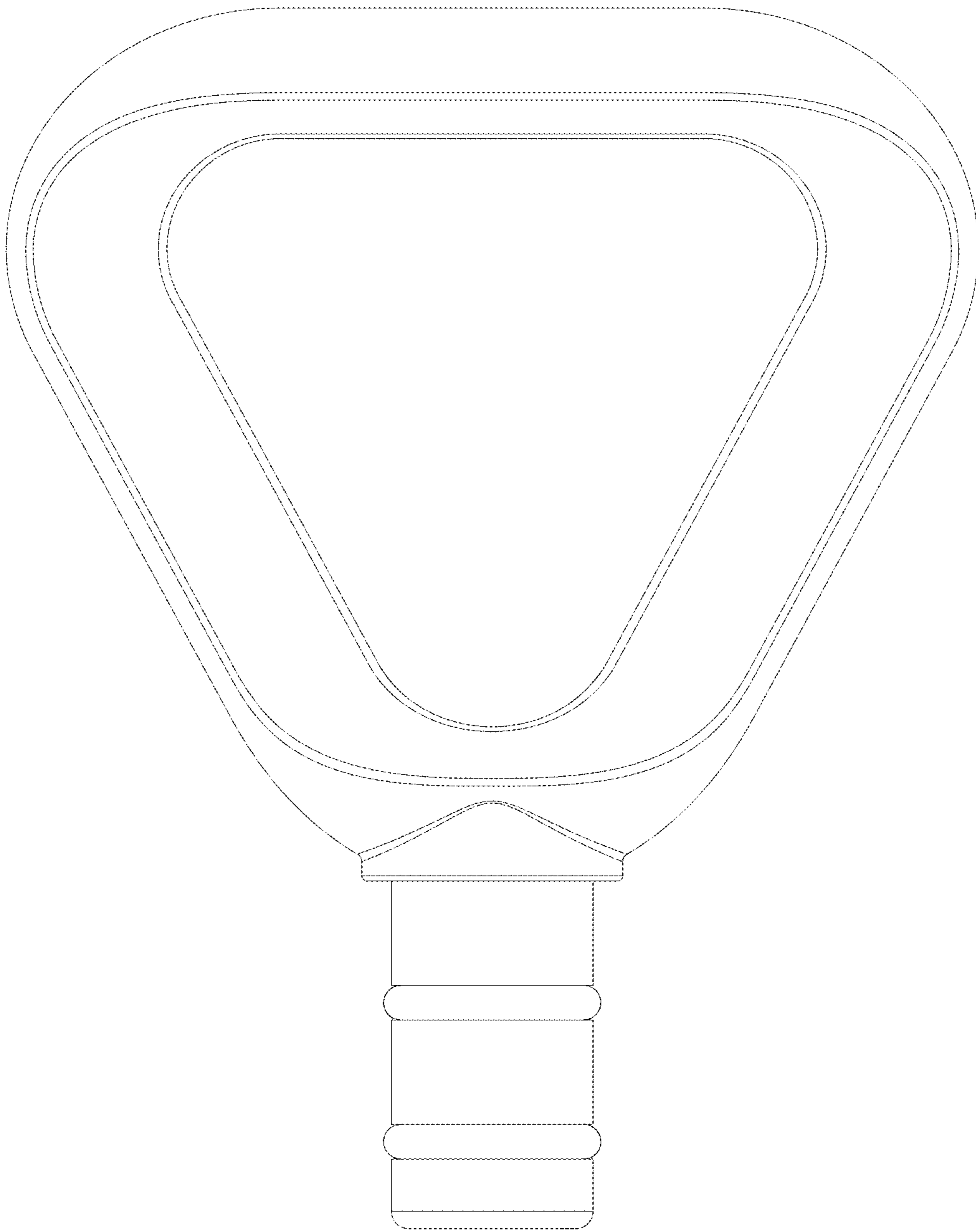


FIG. 2

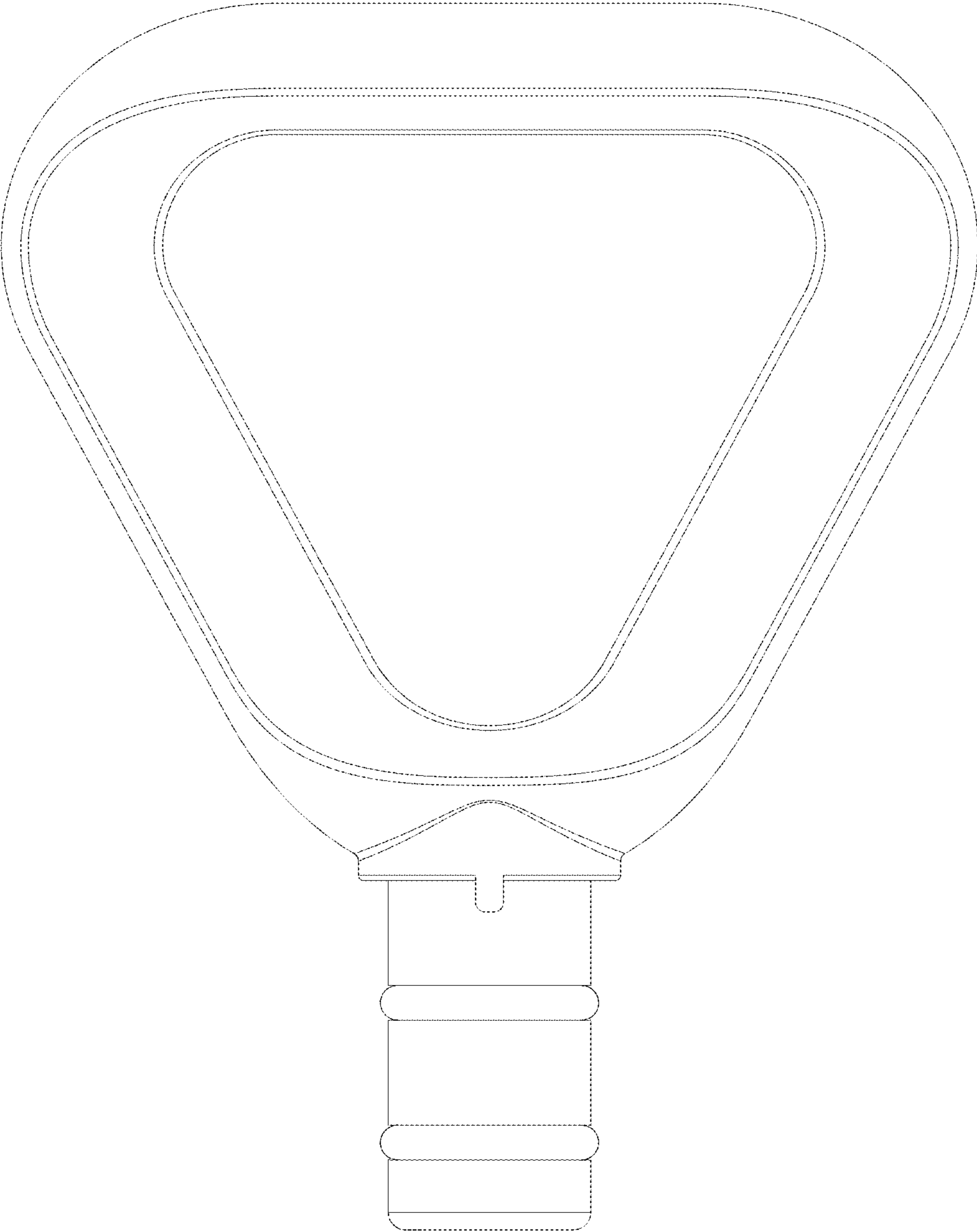


FIG. 3

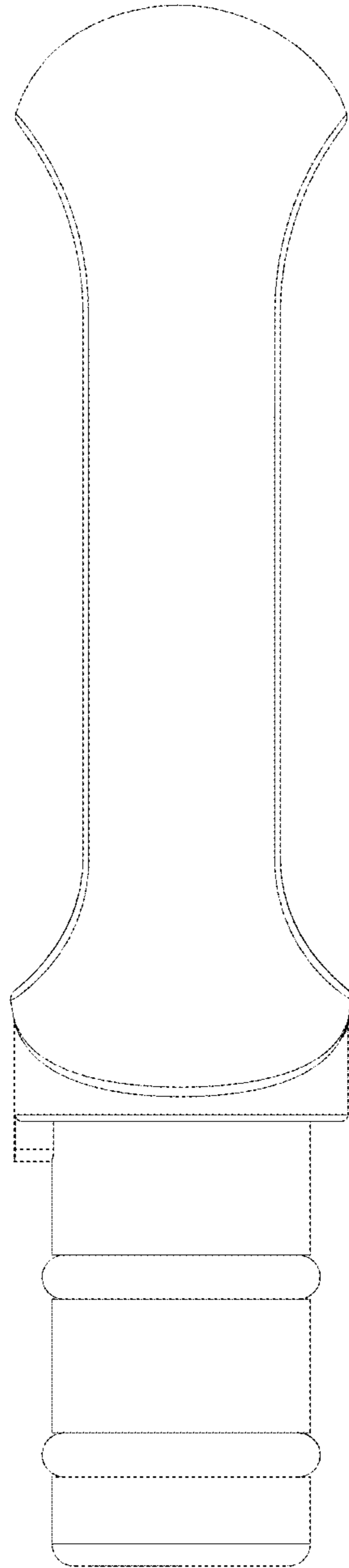


FIG. 4

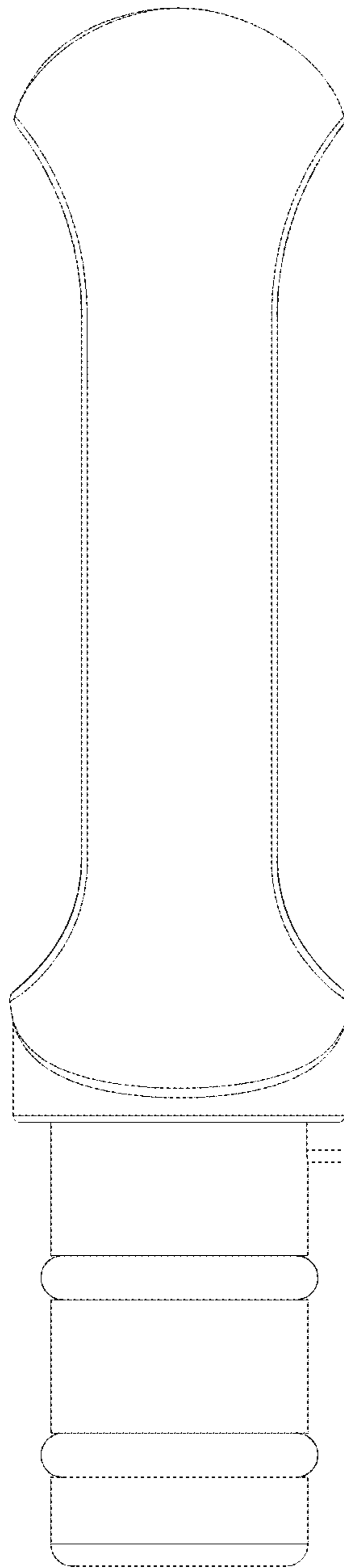


FIG. 5




FIG. 6

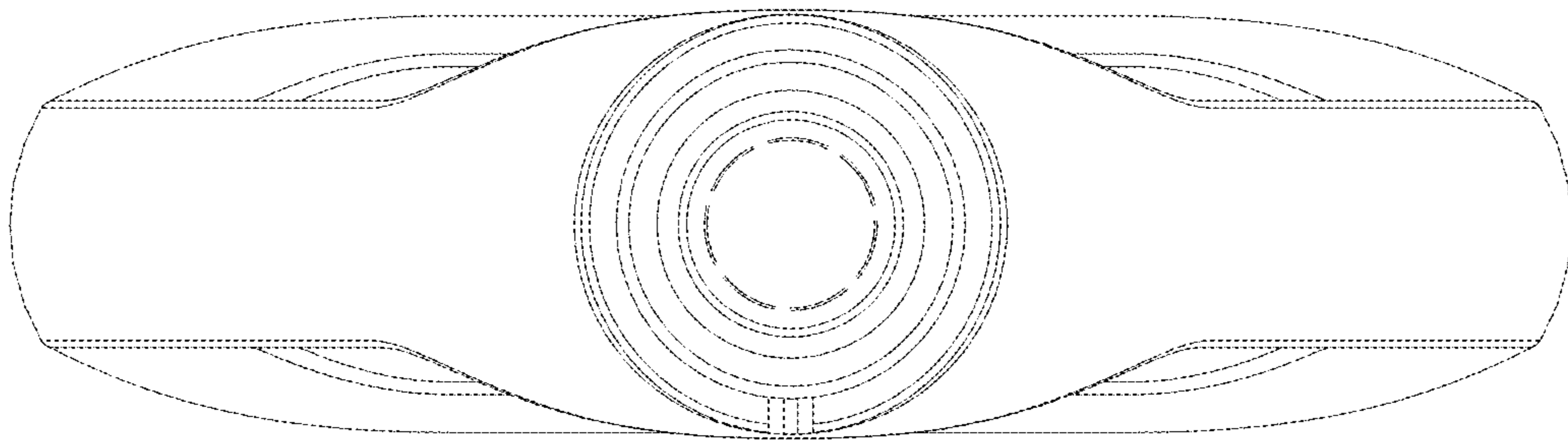


FIG. 7