



US00D976426S

(12) **United States Design Patent**  
**Solana et al.**

(10) **Patent No.:** **US D976,426 S**  
(45) **Date of Patent:** **\*\* Jan. 24, 2023**

(54) **MESSAGE DEVICE ATTACHMENT**  
(71) Applicant: **THERABODY, INC.**, Los Angeles, CA (US)

D848,011 S 5/2019 Champeval  
D853,127 S 7/2019 Kling  
D859,680 S \* 9/2019 Wersland ..... D24/211  
(Continued)

(72) Inventors: **Jaime Sanchez Solana**, Los Angeles, CA (US); **Eduardo Merino**, Los Angeles, CA (US); **Zenger Zhou**, Shenzhen (CN)

**FOREIGN PATENT DOCUMENTS**

CN 305795900 S 5/2020  
CN 306164748 S 11/2020  
(Continued)

(73) Assignee: **Therabody, Inc.**, Los Angeles, CA (US)

**OTHER PUBLICATIONS**

(\*\*) Term: **15 Years**

Beurer—Infrared Massager. Date: May 4, 2012. [online]. [Site visited Sep. 15, 2022]. Available from Internet URL: <https://www.amazon.co.uk/dp/B0081DLKPC/> (Year: 2012).\*

(21) Appl. No.: **29/833,093**

(Continued)

(22) Filed: **Mar. 31, 2022**

(51) **LOC (14) Cl.** ..... **28-03**

(52) **U.S. Cl.**  
USPC ..... **D24/214**

(58) **Field of Classification Search**  
USPC ..... D24/215, 200, 211, 212, 213, 214, 133, D24/107, 231, 184; D8/75, 78, 79, 29; D7/669, 682  
CPC ..... A61H 9/00; A61H 9/0021; A61H 15/00; A61H 2015/007; A61H 2015/0042; A61H 15/0078; A61H 15/0085; A61H 23/00; A61H 2023/002; A61H 23/006  
See application file for complete search history.

*Primary Examiner* — Vy N Koenig  
*Assistant Examiner* — Landon Thomas Cassell  
(74) *Attorney, Agent, or Firm* — Sterne, Kessler, Goldstein & Fox P.L.L.C.

(57) **CLAIM**

The ornamental design for a massage device attachment, as shown and described.

**DESCRIPTION**

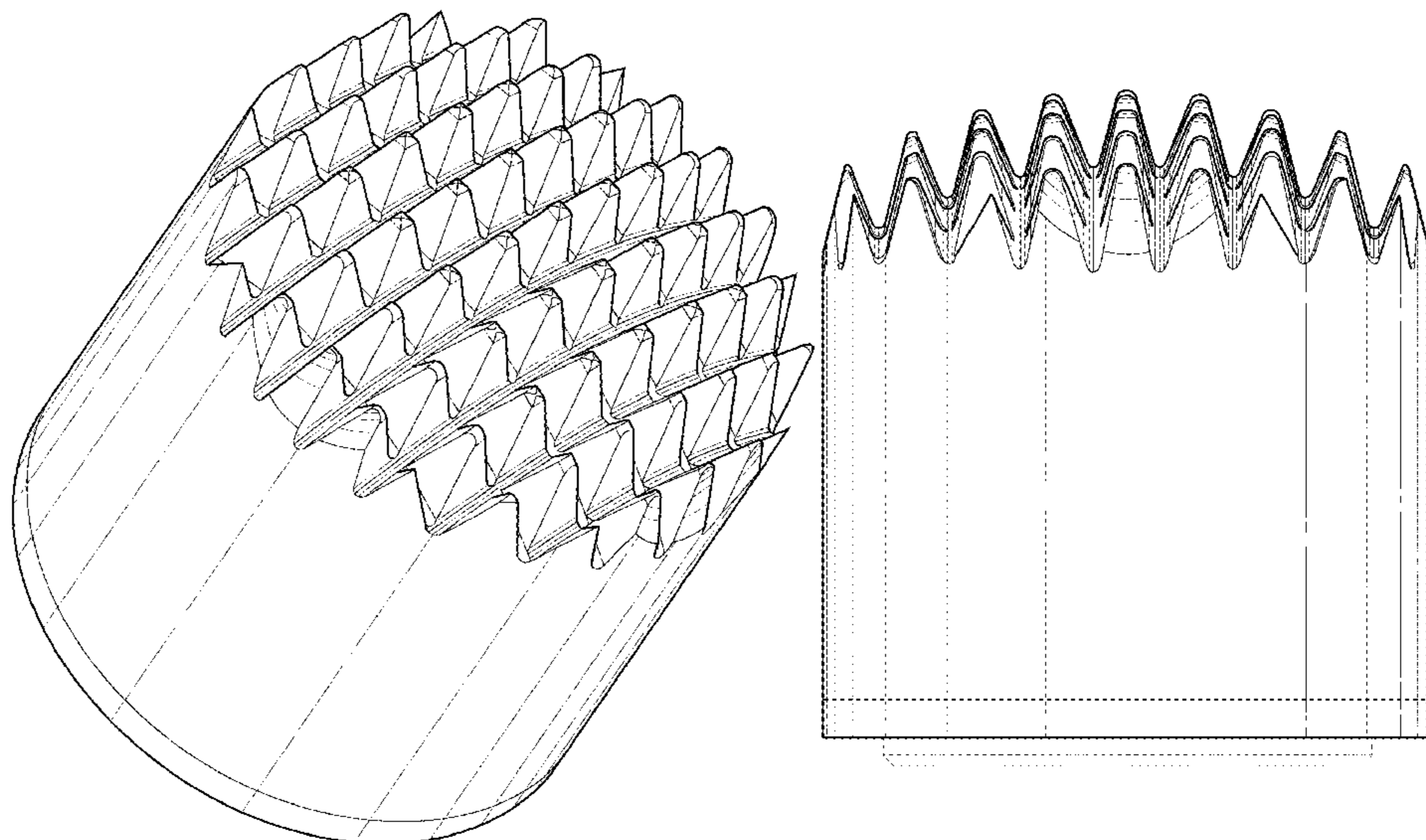
FIG. 1 is a top perspective view of a massage device attachment showing the claimed design; FIG. 2 is a bottom perspective view thereof; FIG. 3 is a top plan view thereof; FIG. 4 is a bottom plan view thereof; FIG. 5 is a right elevational view thereof; FIG. 6 is a left elevational view thereof; FIG. 7 is a front elevational view thereof; and, FIG. 8 is a rear elevational view thereof. The broken lines in the figures show portions of the massage device attachment that form no part of the claimed design.

(56) **References Cited**

**U.S. PATENT DOCUMENTS**

D48,170 S \* 11/1915 Colley ..... D7/682  
D315,038 S 2/1991 Strickler  
5,140,979 A 8/1992 Nakagawa  
D398,505 S \* 9/1998 Gossage ..... D8/78  
D430,936 S 9/2000 Noble  
D523,962 S 6/2006 Huang  
7,141,030 B2 11/2006 Chen  
D639,430 S 6/2011 Yoo  
D843,732 S 3/2019 Kling

**1 Claim, 5 Drawing Sheets**



(56)

**References Cited**

U.S. PATENT DOCUMENTS

D865,991 S 11/2019 Grigorenko  
D874,888 S \* 2/2020 Niles ..... D7/682  
D910,405 S \* 2/2021 Raymond ..... D8/78  
D910,866 S \* 2/2021 Chen ..... D24/211  
D918,404 S \* 5/2021 Wersland ..... D24/211  
D919,327 S \* 5/2021 Hagglund ..... D6/582  
2006/0019589 A1\* 1/2006 Wangler ..... A22C 9/007  
452/102  
2021/0007923 A1\* 1/2021 Schwarer ..... A61H 1/006

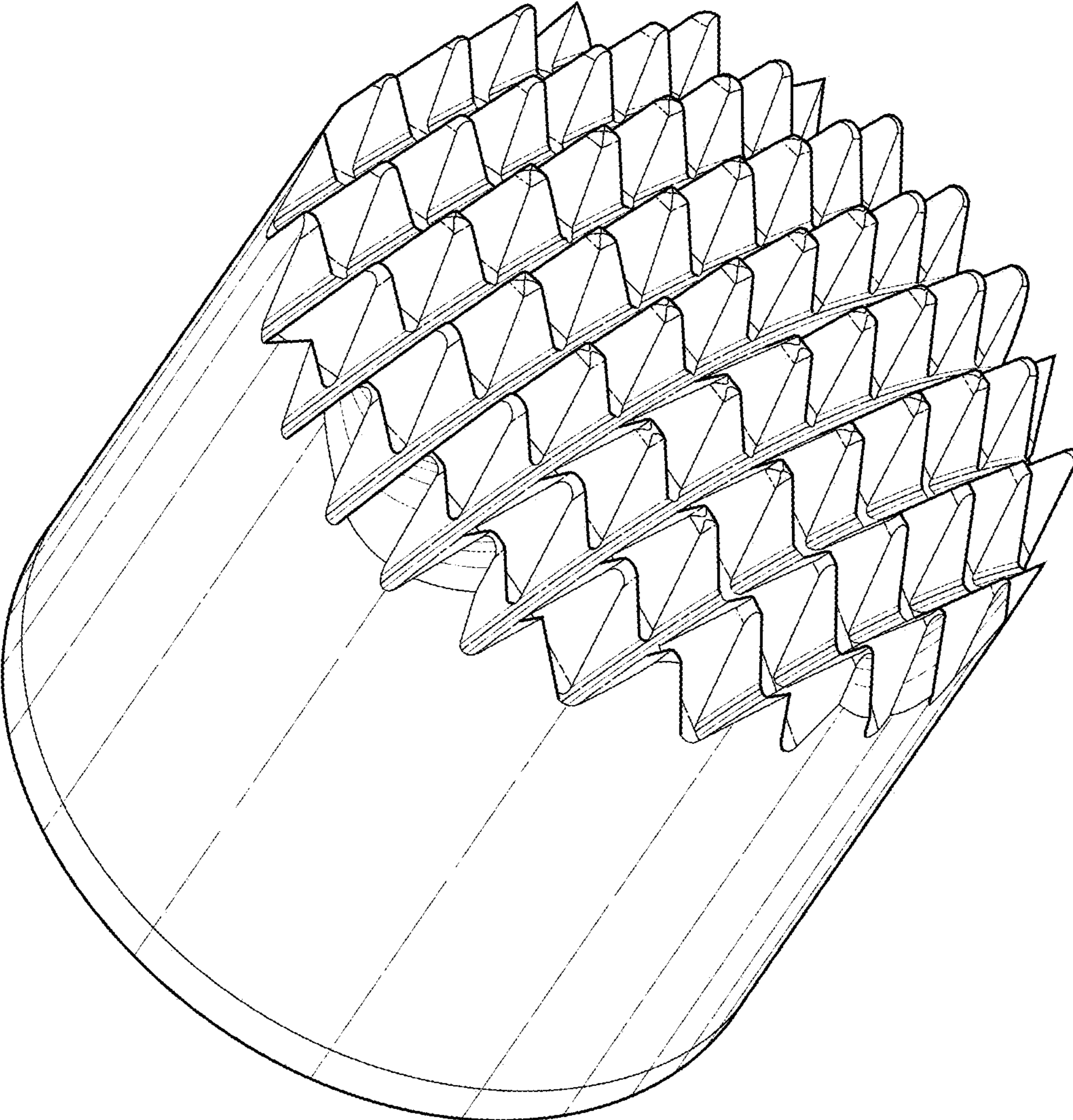
FOREIGN PATENT DOCUMENTS

CN 306535777 S 5/2021  
CN 306835278 S 9/2021  
CN 306865934 S 10/2021  
CN 306910410 S 10/2021  
CN 307075113 S 1/2022  
CN 307075114 S 1/2022  
CN 307085623 S 1/2022  
CN 307121786 S 2/2022  
CN 307131259 S 2/2022  
CN 307183754 S 3/2022

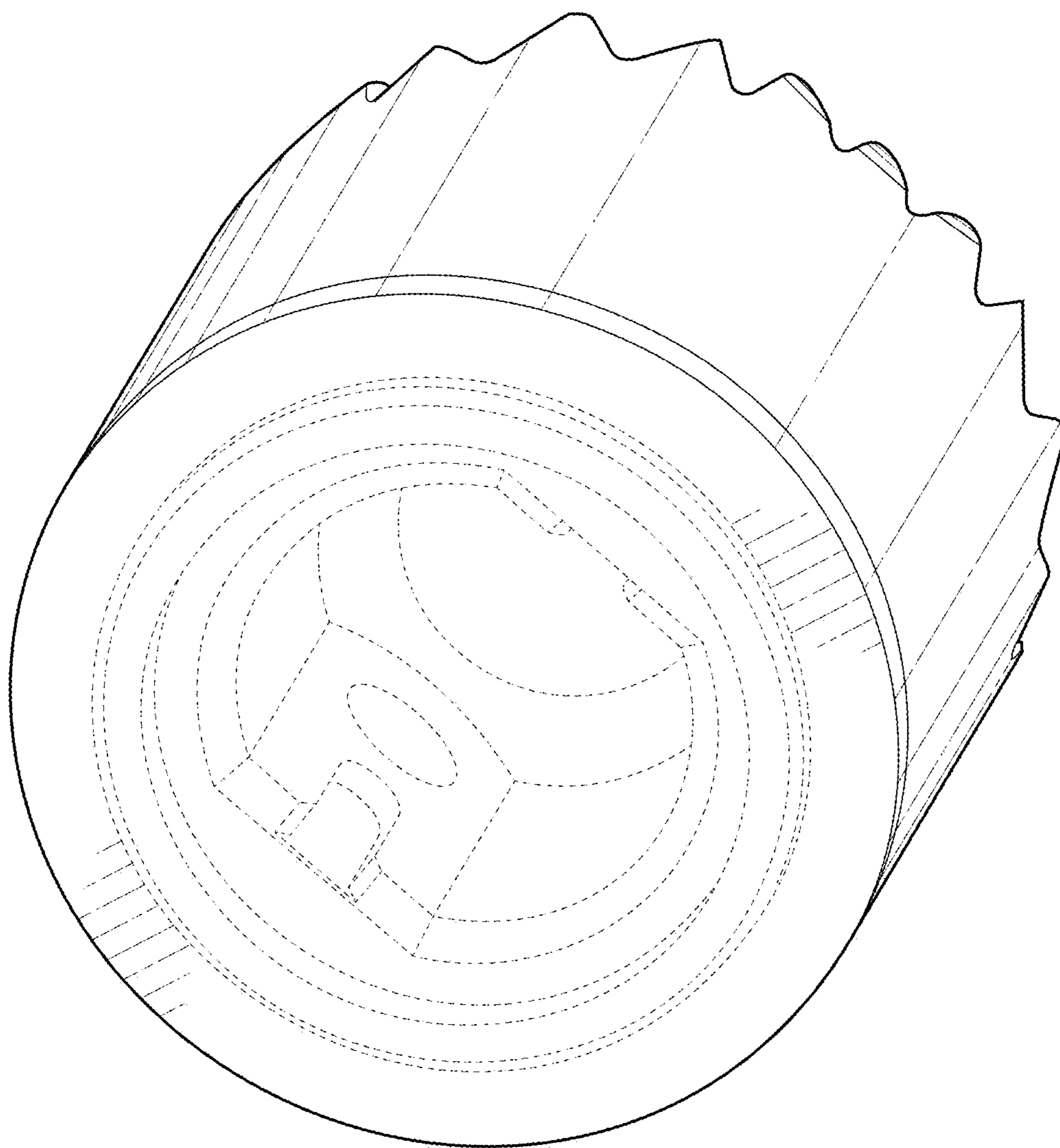
OTHER PUBLICATIONS

Massagers. (Design—© Questel) orbit.com. [Online PDF compilation of references] 26 pgs. Print Dates Range May 11, 2021-Dec. 21, 2021 [Retrieved Sep. 16, 2022] <https://www.orbit.com/export/UCZAH96B/pdf4/f237df01-6d82-44f8-b7b7-071ee3001a4a-000545.pdf> (Year: 2022).\*

\* cited by examiner



**FIG. 1**



**FIG. 2**

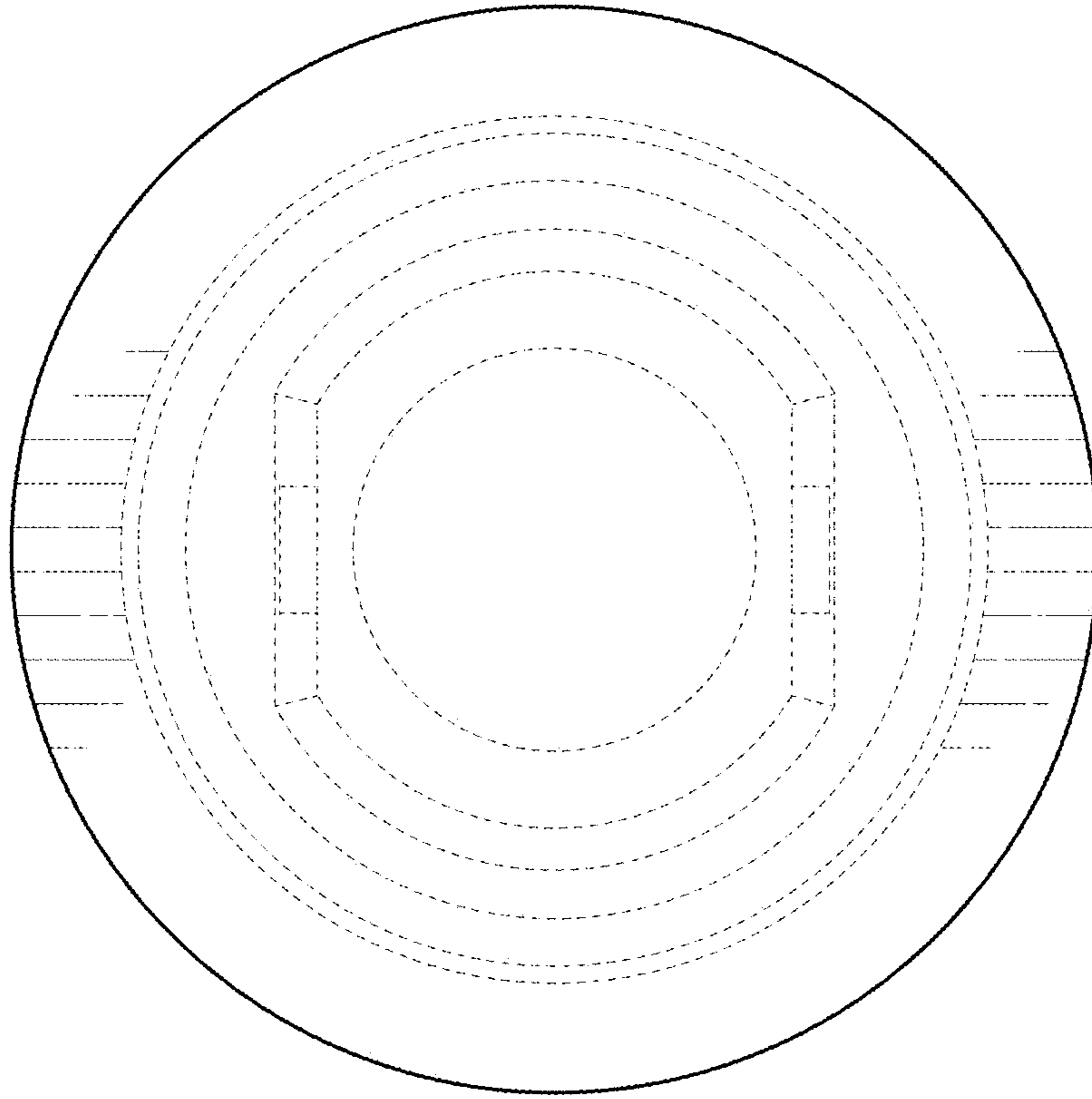


FIG. 4

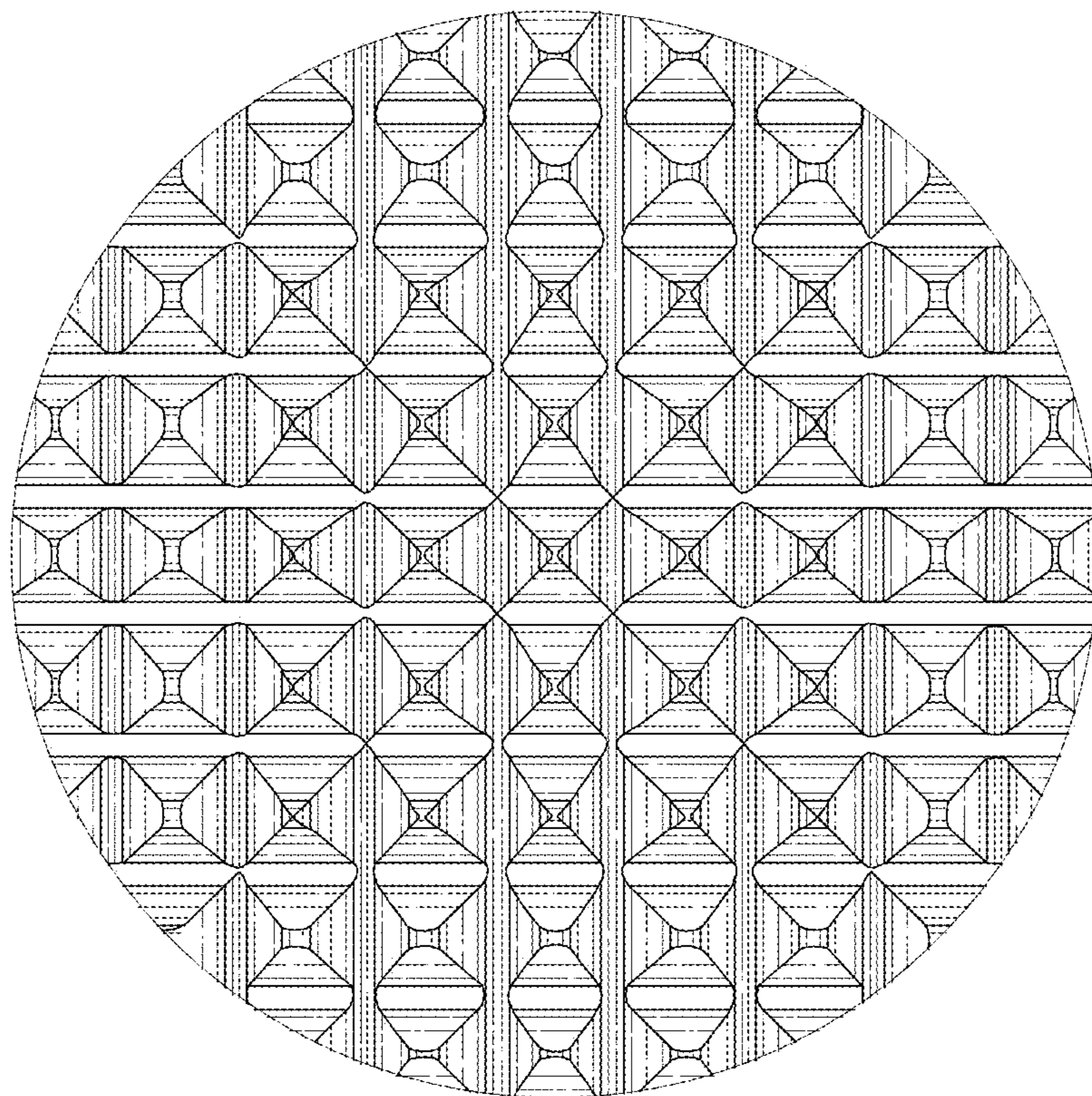


FIG. 3

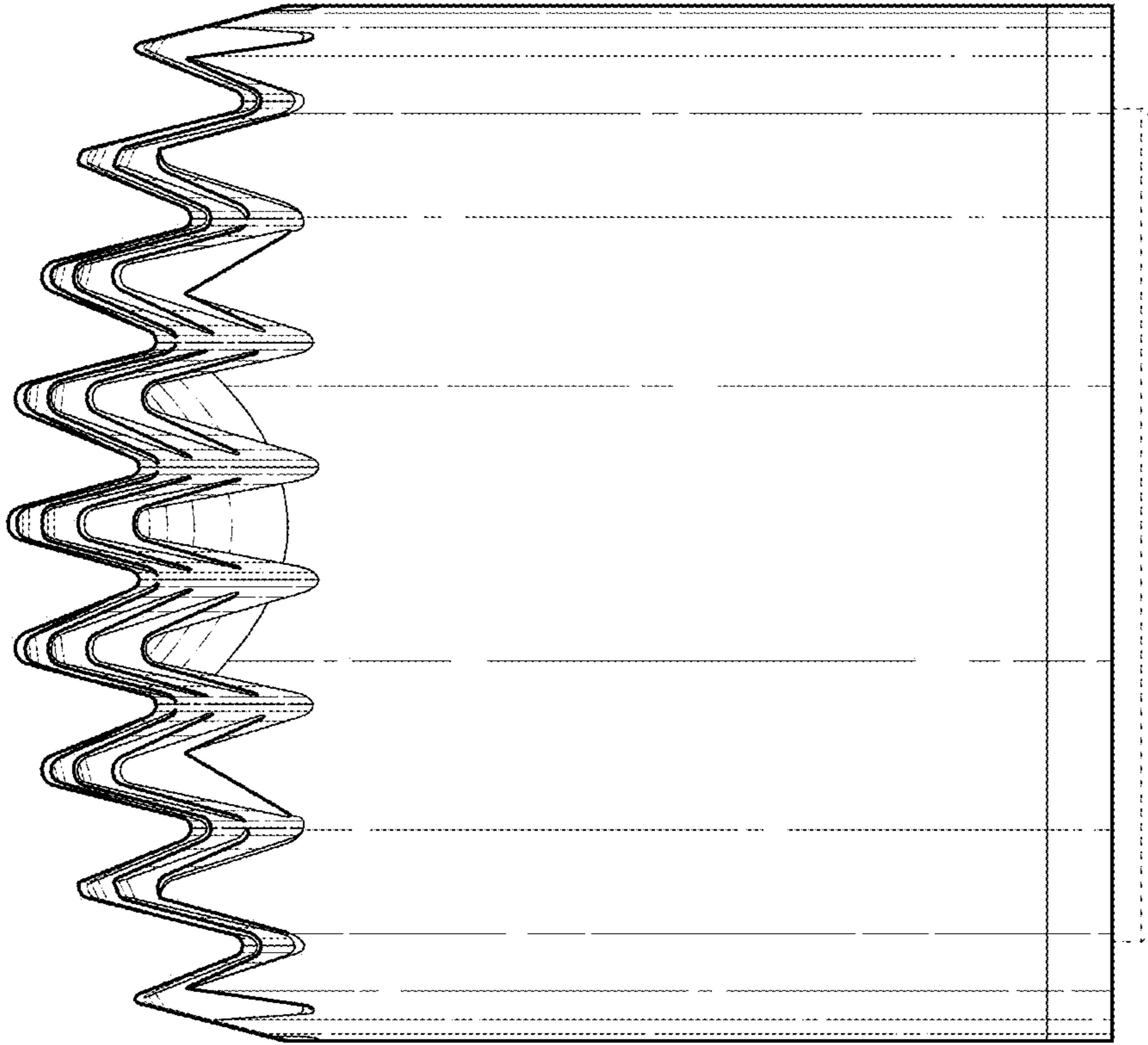


FIG. 5

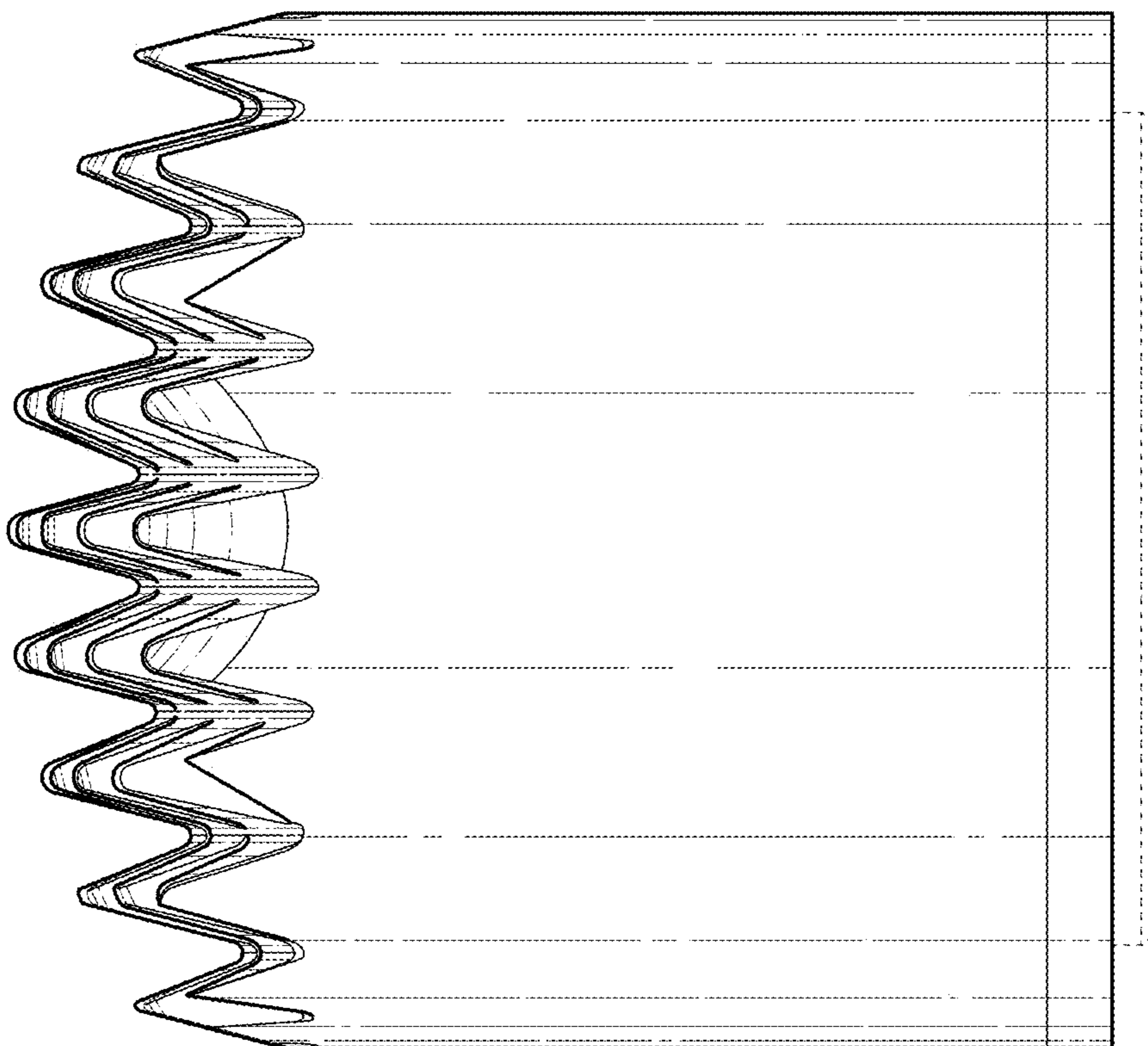


FIG. 6

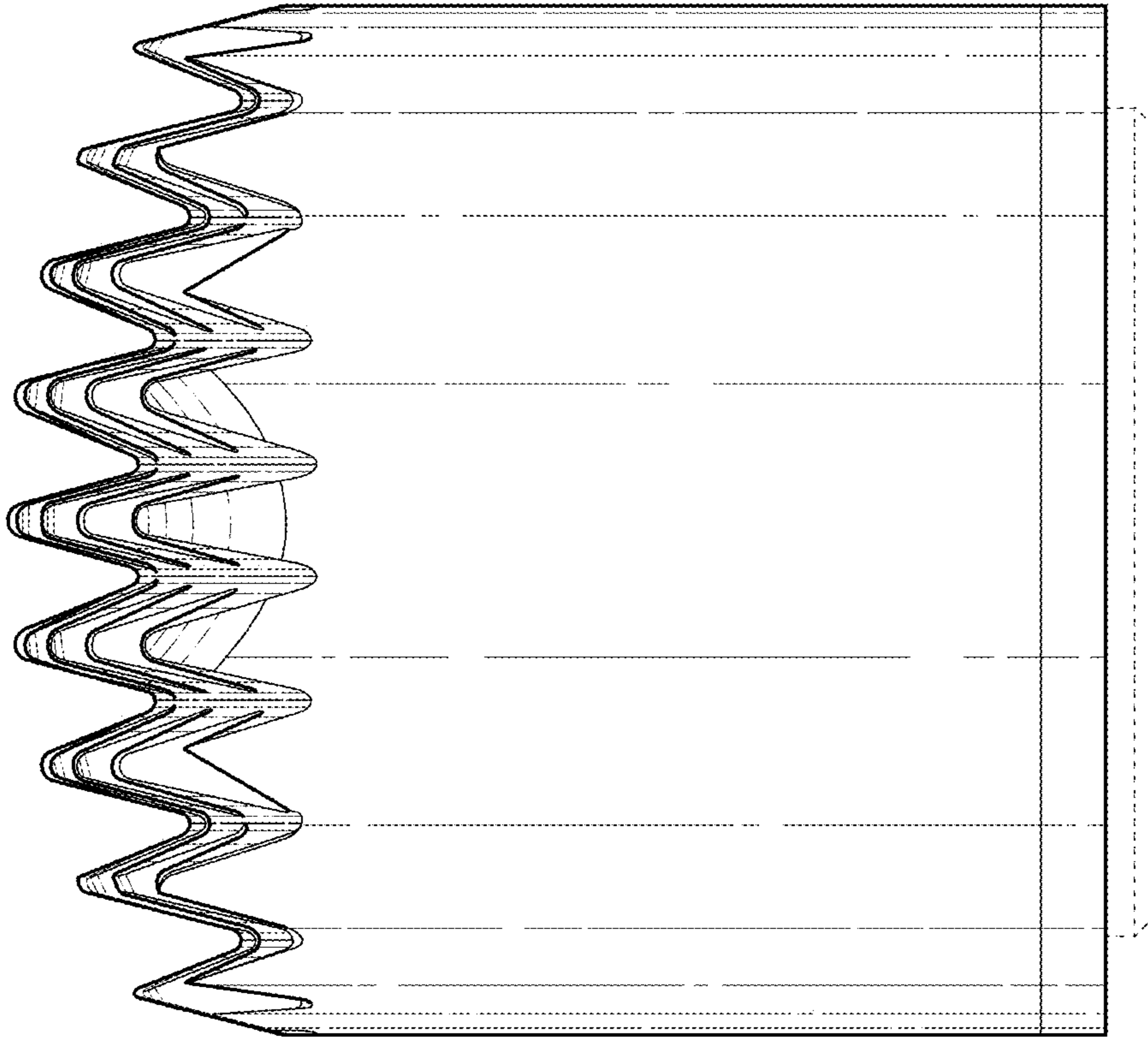


FIG. 7

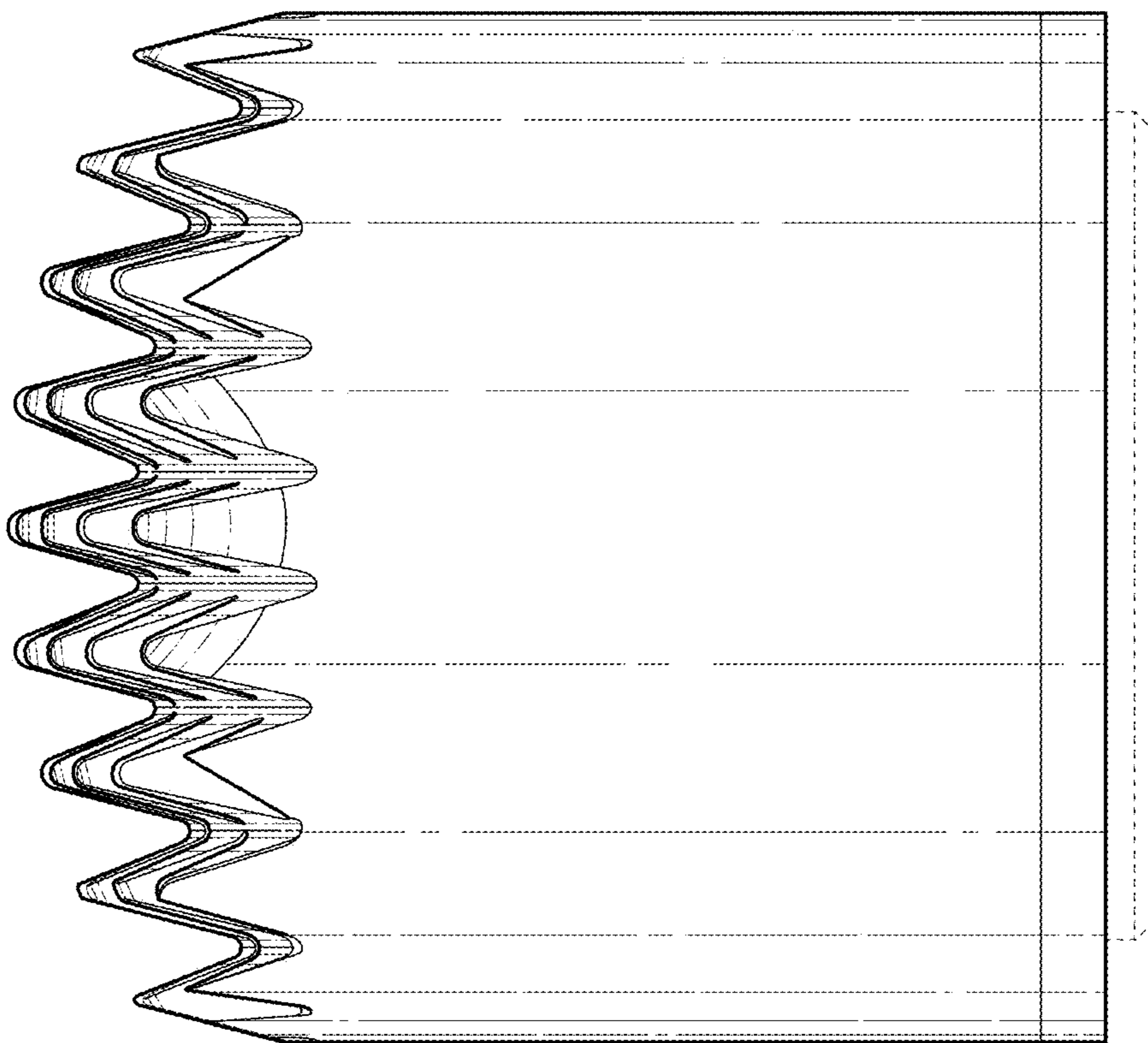


FIG. 8