



US00D976400S

(12) **United States Design Patent**  
**Qi**

(10) **Patent No.:** **US D976,400 S**  
(45) **Date of Patent:** **\*\* Jan. 24, 2023**

(54) **SKIN TAG REMOVER**

D865,990 S 11/2019 Ko  
D930,158 S 9/2021 Quan  
D952,842 S \* 5/2022 Harris ..... D24/133

(71) Applicant: **Shenzhen Jifenghui Technology Co., LTD.**, Shenzhen (CN)

(72) Inventor: **Haiyan Qi**, Shenzhen (CN)

(73) Assignee: **Shenzhen Jifenghui Technology Co., LTD.**, Shenzhen (CN)

(\*\*) Term: **15 Years**

(21) Appl. No.: **29/848,408**

(22) Filed: **Aug. 2, 2022**

(51) **LOC (14) Cl.** ..... **24-02**

(52) **U.S. Cl.**  
USPC ..... **D24/143**

(58) **Field of Classification Search**  
USPC ..... D24/108, 112, 129, 130, 133, 141, 143,  
D24/200, 206, 216, 217, 221, 222, 231,  
D24/233; D9/723, 724  
CPC ... A61B 17/30; A61B 17/062; A61B 17/0467;  
A61B 2017/1225; A61B 2017/505  
See application file for complete search history.

(56) **References Cited**

**U.S. PATENT DOCUMENTS**

D341,200 S *	11/1993	Yoshimoto	.....	D24/152
D364,923 S *	12/1995	Chou	.....	D24/144
D490,152 S *	5/2004	Myall	.....	D24/144
D664,251 S *	7/2012	Ruiz, Sr.	.....	D28/7
D669,986 S *	10/2012	Sepehrnia	.....	D24/146
D704,336 S *	5/2014	Chon	.....	D24/144
D714,936 S *	10/2014	Weber	.....	D24/133
D724,234 S *	3/2015	Hagege	.....	D24/187
D748,780 S *	2/2016	Zhang	.....	D24/133
D748,782 S *	2/2016	Zhang	.....	D24/133
D779,059 S *	2/2017	Nino	.....	D24/133

**OTHER PUBLICATIONS**

Amazon, "Portable Beauty Equipment", Date First Available: Jul. 13, 2020. [https://www.amazon.com/Portable-Beauty-Equipment-Home-Usage/dp/B08CV3TPW2/ref=cm\\_cr\\_arp\\_d\\_product\\_top?ie=UTF8](https://www.amazon.com/Portable-Beauty-Equipment-Home-Usage/dp/B08CV3TPW2/ref=cm_cr_arp_d_product_top?ie=UTF8) (Year: 2020).\*

\* cited by examiner

*Primary Examiner* — Michael A Maharajh  
(74) *Attorney, Agent, or Firm* — ScienBiziP, P.C.

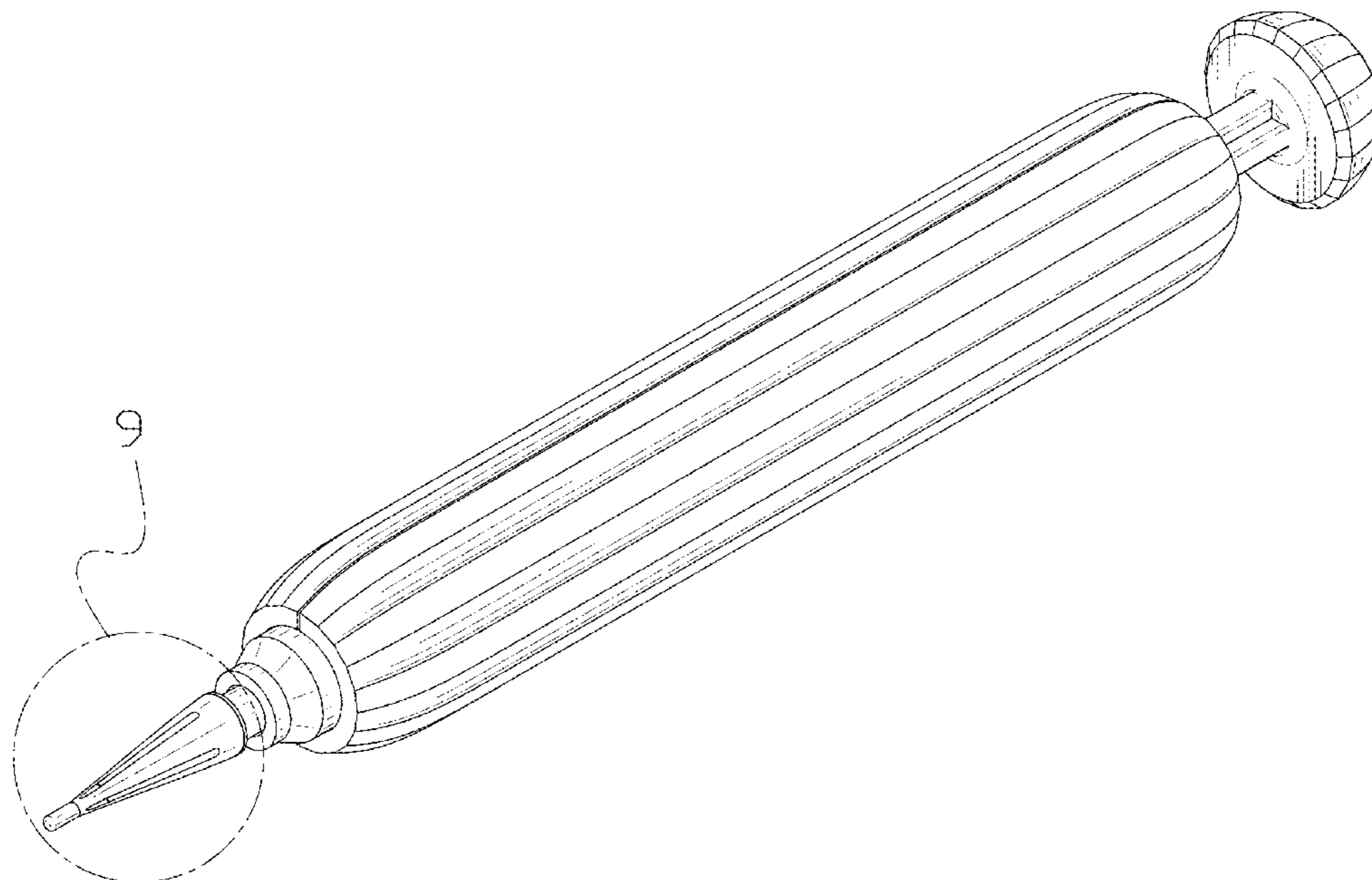
(57) **CLAIM**

The ornamental design for a skin tag remover, as shown and described.

**DESCRIPTION**

FIG. 1 is a front, right and top perspective view of a skin tag remover, showing my design.  
FIG. 2 is a rear, left and bottom perspective view thereof.  
FIG. 3 is a front elevation view thereof.  
FIG. 4 is a rear elevation view thereof.  
FIG. 5 is a left side elevation view thereof.  
FIG. 6 is a right side elevation view thereof.  
FIG. 7 is a top plan view thereof.  
FIG. 8 is a bottom plan view thereof; and,  
FIG. 9 is a partial enlarged view of an area labeled 9 in FIG. 1.  
The broken lines shown in the drawings are included for the purpose of illustrating portions of the skin tag remover that form no part of the claimed design. The dot-dash broken lines in FIGS. 1 and 9 depict the boundaries of the enlargements that form no part of the claimed design.

**1 Claim, 9 Drawing Sheets**



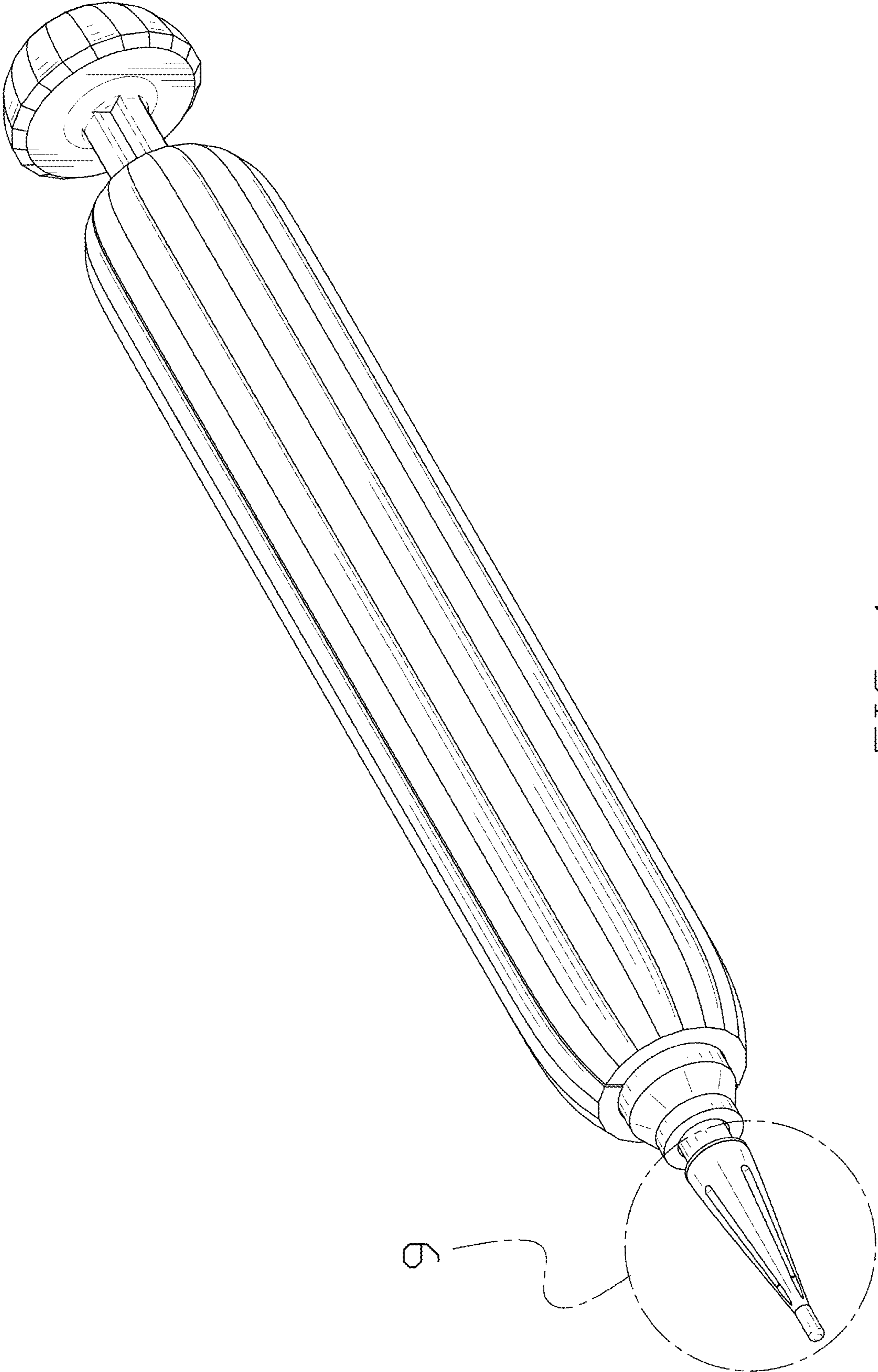


FIG. 1

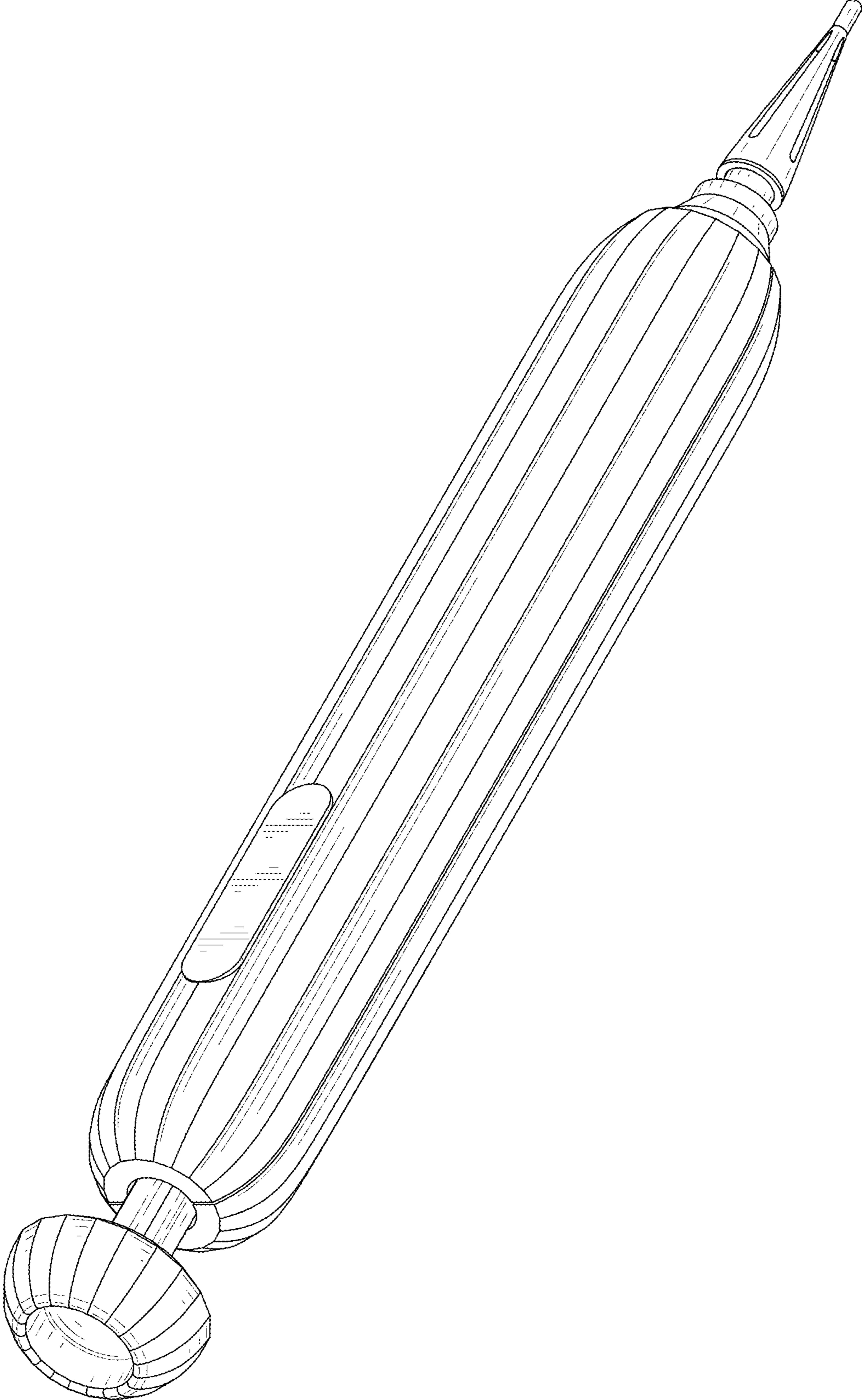


FIG. 2

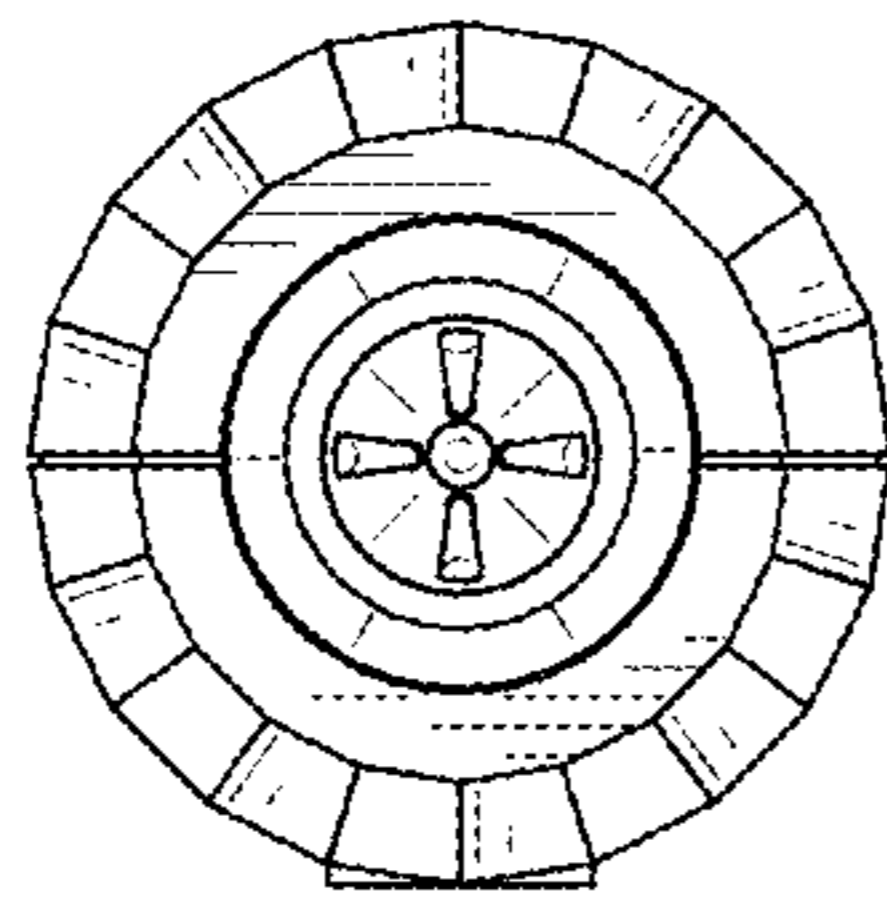


FIG. 3

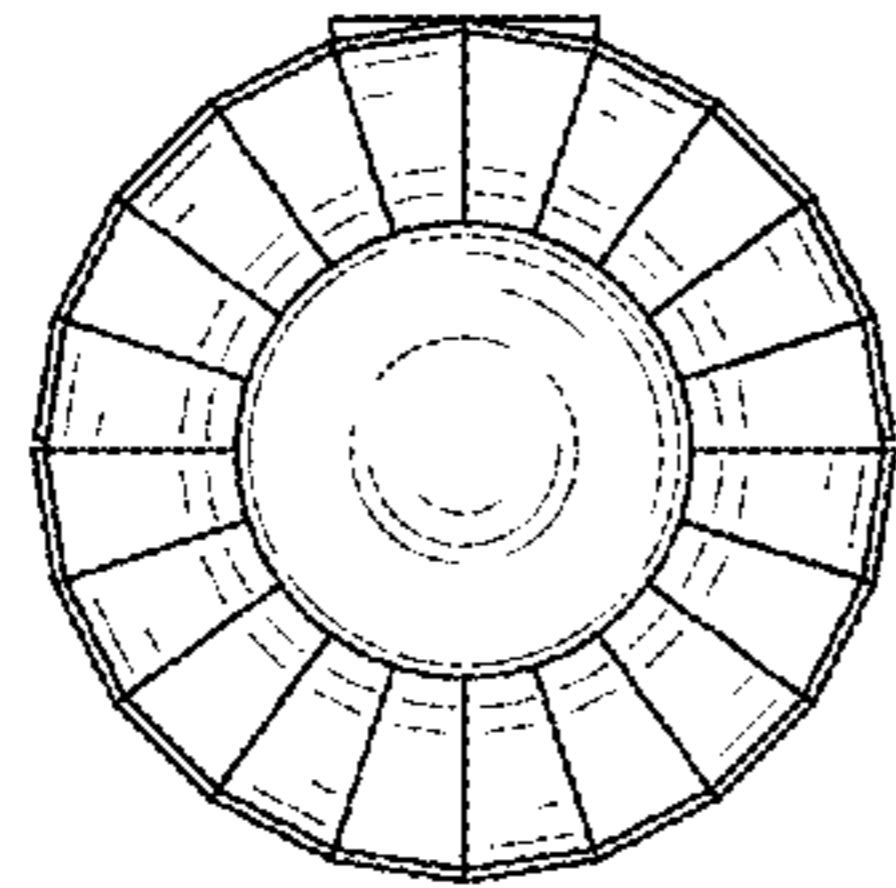


FIG. 4




FIG. 5




FIG. 6




FIG. 7






FIG. 8

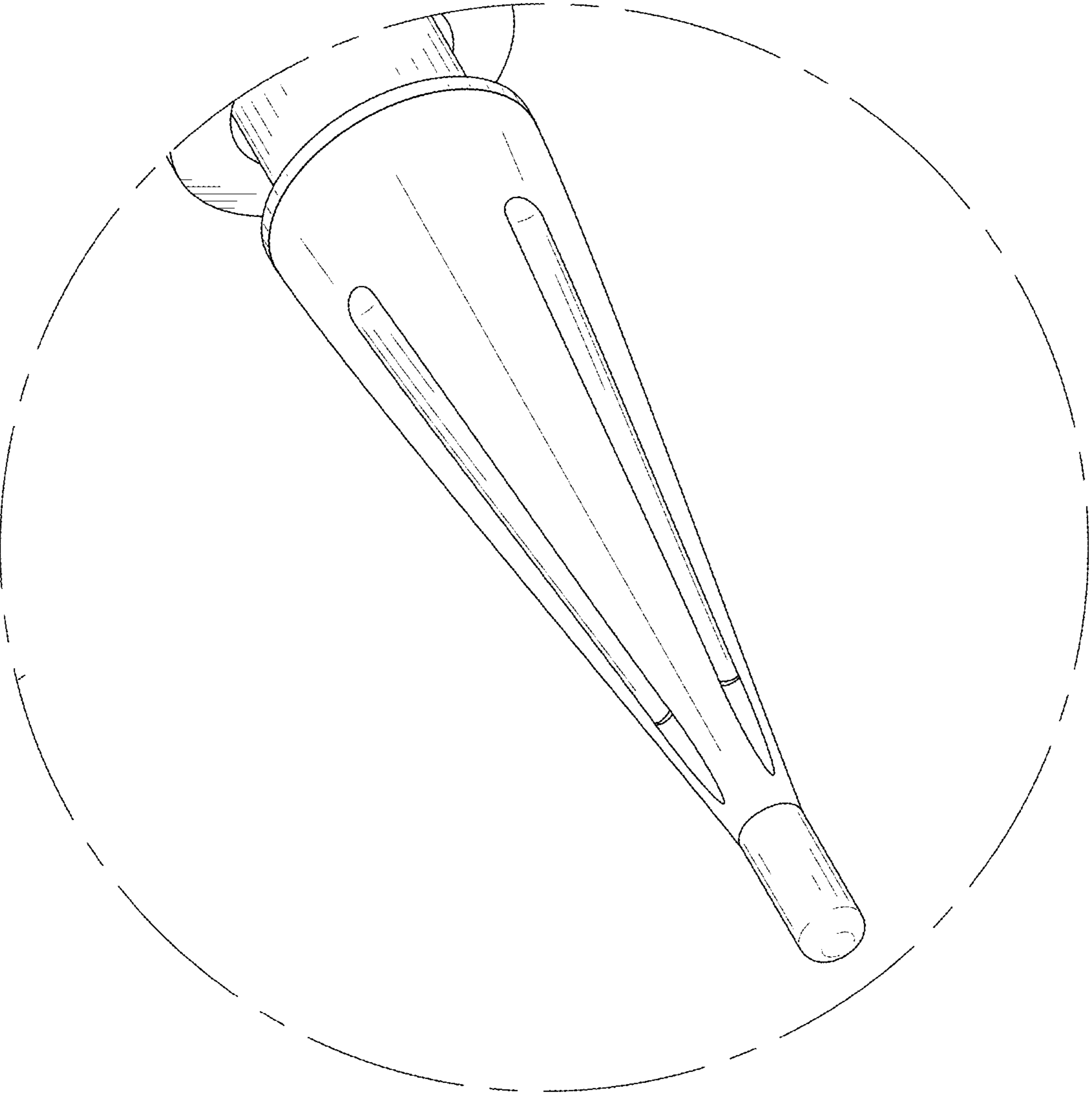


FIG. 9