



US00D976346S

(12) **United States Design Patent** (10) **Patent No.:** **US D976,346 S**
Pritchett et al. (45) **Date of Patent:** **** Jan. 24, 2023**

- (54) **CABINET FOR A WEIGHT RACK**
- (71) Applicant: **Coulter Ventures, LLC.**, Columbus, OH (US)
- (72) Inventors: **Martin Pritchett**, Hilliard, OH (US); **Ahmik Jones**, Upper Arlington, OH (US); **William Henniger**, Columbus, OH (US)
- (73) Assignee: **Coulter Ventures, LLC.**, Columbus, OH (US)
- (**) Term: **15 Years**
- (21) Appl. No.: **29/746,749**
- (22) Filed: **Aug. 17, 2020**
- (51) **LOC (14) Cl.** **21-02**
- (52) **U.S. Cl.**
USPC **D21/686**
- (58) **Field of Classification Search**
USPC D6/553, 556, 559, 560, 561, 329, 396, D6/432, 448, 444, 445, 446; D21/662, D21/686, 691, 694, 826; D25/62, 66, 68, D25/119, 126, 136
CPC A63B 21/078; A63B 21/00047; A63B 21/169; A63B 71/023
See application file for complete search history.

- D883,405 S * 5/2020 Dunahay D8/354
- D886,920 S * 6/2020 Dunahay D21/686
- D888,851 S * 6/2020 Dunahay D8/354
- D898,136 S * 10/2020 Carmichael D21/686
- D898,137 S * 10/2020 Carmichael D21/686
- D911,087 S * 2/2021 Knapp D8/355
- D931,954 S * 9/2021 Dunahay D21/686
- D931,955 S * 9/2021 Dunahay D21/686
- D941,941 S * 1/2022 Tighe D21/686
- D942,561 S * 2/2022 Dunahay D21/686

(Continued)

FOREIGN PATENT DOCUMENTS

CN 305099267 * 11/2018

OTHER PUBLICATIONS

Body-Solid Ball Target Attachment, first available Jan. 18, 2021, fitnessfactory.com [online], site visited [Mar. 10, 2022], https://www.fitnessfactory.com/item/6748/sprbt/body-solid_ball_target_attachment/ (Year: 2021).*

(Continued)

Primary Examiner — Jack Reickel
Assistant Examiner — Salamah Jordan
(74) *Attorney, Agent, or Firm* — Banner & Witcoff, Ltd.

(57) **CLAIM**

The ornamental design for a cabinet for a weight rack, as shown and described.

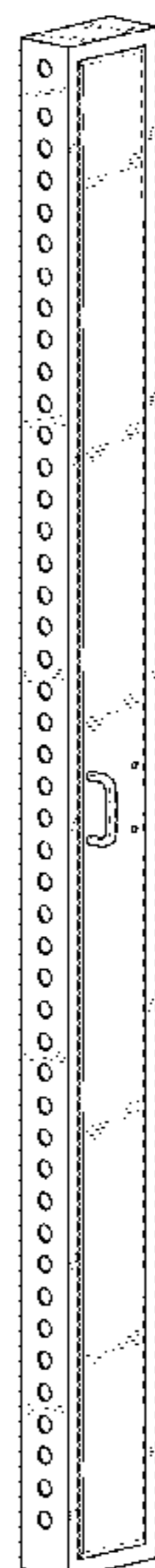
DESCRIPTION

FIG. 1 is a top, front, right perspective view of a cabinet for a weight rack, showing our new design;
FIG. 2 is a front view thereof;
FIG. 3 is a rear view thereof;
FIG. 4 is left side view thereof;
FIG. 5 is a right side view thereof;
FIG. 6 is a top view thereof; and,
FIG. 7 is a bottom view thereof.

1 Claim, 7 Drawing Sheets

(56) **References Cited**
U.S. PATENT DOCUMENTS

- 7,488,277 B1 * 2/2009 Knapp A63B 21/0626 482/106
- D635,206 S * 3/2011 Henniger D21/691
- 8,500,608 B1 * 8/2013 Bonomi A63B 21/0626 482/101
- 8,517,900 B1 * 8/2013 Britt A63B 23/1227 482/93
- 9,095,742 B2 * 8/2015 Henniger A63B 21/0724
- D879,216 S * 3/2020 Dunahay D8/354
- D879,217 S * 3/2020 Dunahay D8/354



(56)

References Cited

U.S. PATENT DOCUMENTS

D952,069 S * 5/2022 Adams D21/686
D952,776 S * 5/2022 Adams D21/686
2009/0301844 A1* 12/2009 Swinderman B65G 45/00
2013/0296146 A1* 11/2013 Staten A63B 21/154
482/120
2017/0246496 A1* 8/2017 Nelson A63B 21/0724

OTHER PUBLICATIONS

Product listing for Rogue Vertical Bar Hanger; from <http://web.archive.org/web/20180830055738/https://www.roguefitness.com/vertical-bar-hanger> ; dated Feb. 6, 2016, accessed Jun. 29, 2021.

* cited by examiner




FIG. 1

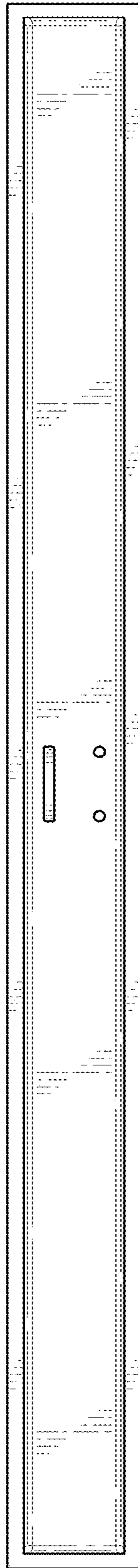


FIG. 2




FIG. 3

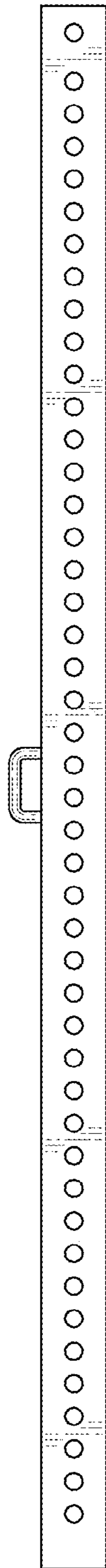


FIG. 4

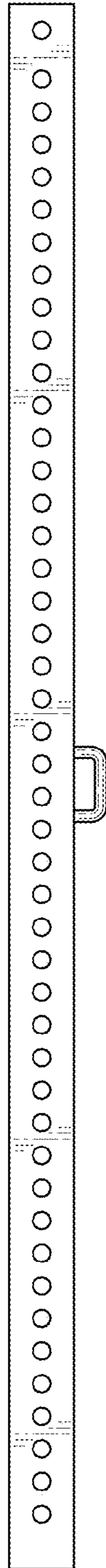


FIG. 5

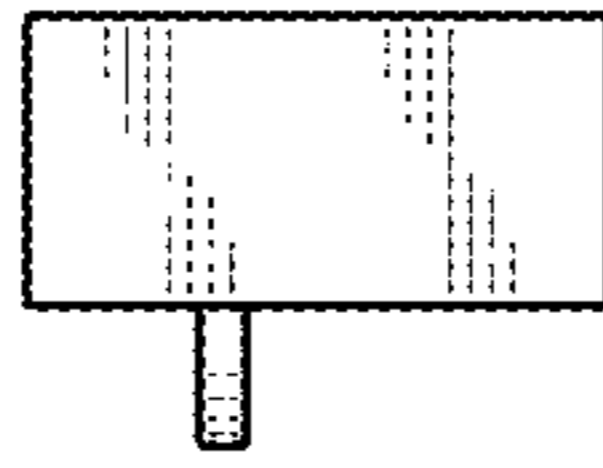


FIG. 6

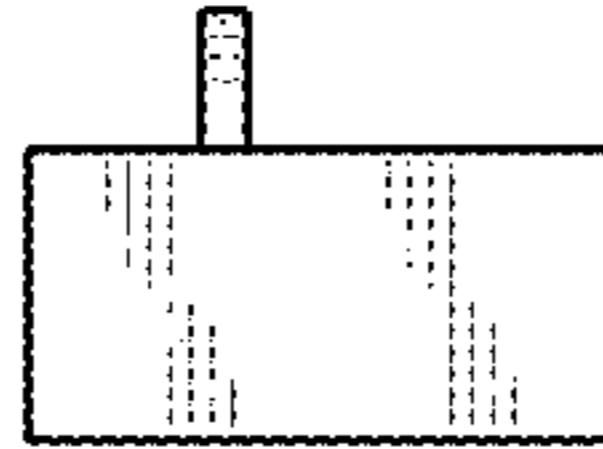


FIG. 7