



US00D976327S

(12) **United States Design Patent** (10) **Patent No.:** **US D976,327 S**
Liao (45) **Date of Patent:** **** Jan. 24, 2023**

(54) **PAIR OF HANDLES FOR GAME CONTROLLERS**

(71) Applicant: **Huimei Liao**, Shenzhen (CN)

(72) Inventor: **Huimei Liao**, Shenzhen (CN)

(**) Term: **15 Years**

(21) Appl. No.: **29/864,454**

(22) Filed: **May 29, 2022**

(51) **LOC (14) Cl.** **21-01**

(52) **U.S. Cl.**
 USPC **D21/333**

(58) **Field of Classification Search**
 USPC D21/324, 328, 329, 330, 331, 333, 341,
 D21/342, 349, 386; D14/203.5, 218, 250,
 D14/299, 322, 341, 345, 346, 353, 354,
 D14/374, 375, 376, 401, 421, 432, 440,
 D14/443, 463, 493; D22/100, 103–105;
 D13/162, 162.1, 168; D10/78, 98, 103
 CPC A45C 13/00; A45C 13/001; A45C 13/002;
 A63F 13/10; A63F 13/98; A63F 13/24;
 A63F 9/0291
 See application file for complete search history.

(56) **References Cited**

U.S. PATENT DOCUMENTS

D567,243 S * 4/2008 Ashida D21/333
 D772,986 S * 11/2016 Chen D21/333
 D780,807 S * 3/2017 Chen D21/333
 9,678,566 B2 * 6/2017 Webb G06F 3/0308
 D795,959 S * 8/2017 Chen D21/333
 D800,841 S * 10/2017 Chen D21/333
 D802,055 S * 11/2017 Chen D21/333
 D804,579 S * 12/2017 Britt D14/401
 D804,580 S * 12/2017 Britt D14/401
 D806,173 S * 12/2017 Britt D14/401
 D812,693 S * 3/2018 Chen D21/333
 D813,203 S * 3/2018 Hardi D14/218

D814,370 S * 4/2018 Kim D12/174
 D815,209 S * 4/2018 Chen D21/333
 D815,697 S * 4/2018 Chen D21/333
 D827,034 S 8/2018 Chen et al.
 D835,104 S * 12/2018 Chen D14/401
 D840,360 S * 2/2019 Scott D13/168
 D844,608 S * 4/2019 Chen D21/333
 D844,609 S * 4/2019 Bristol D21/333
 D849,743 S 5/2019 Chen et al.
 D851,086 S * 6/2019 Chen D14/401
 D864,301 S * 10/2019 Wei D21/333

(Continued)

Primary Examiner — Mehri F Bajoul

(57) **CLAIM**

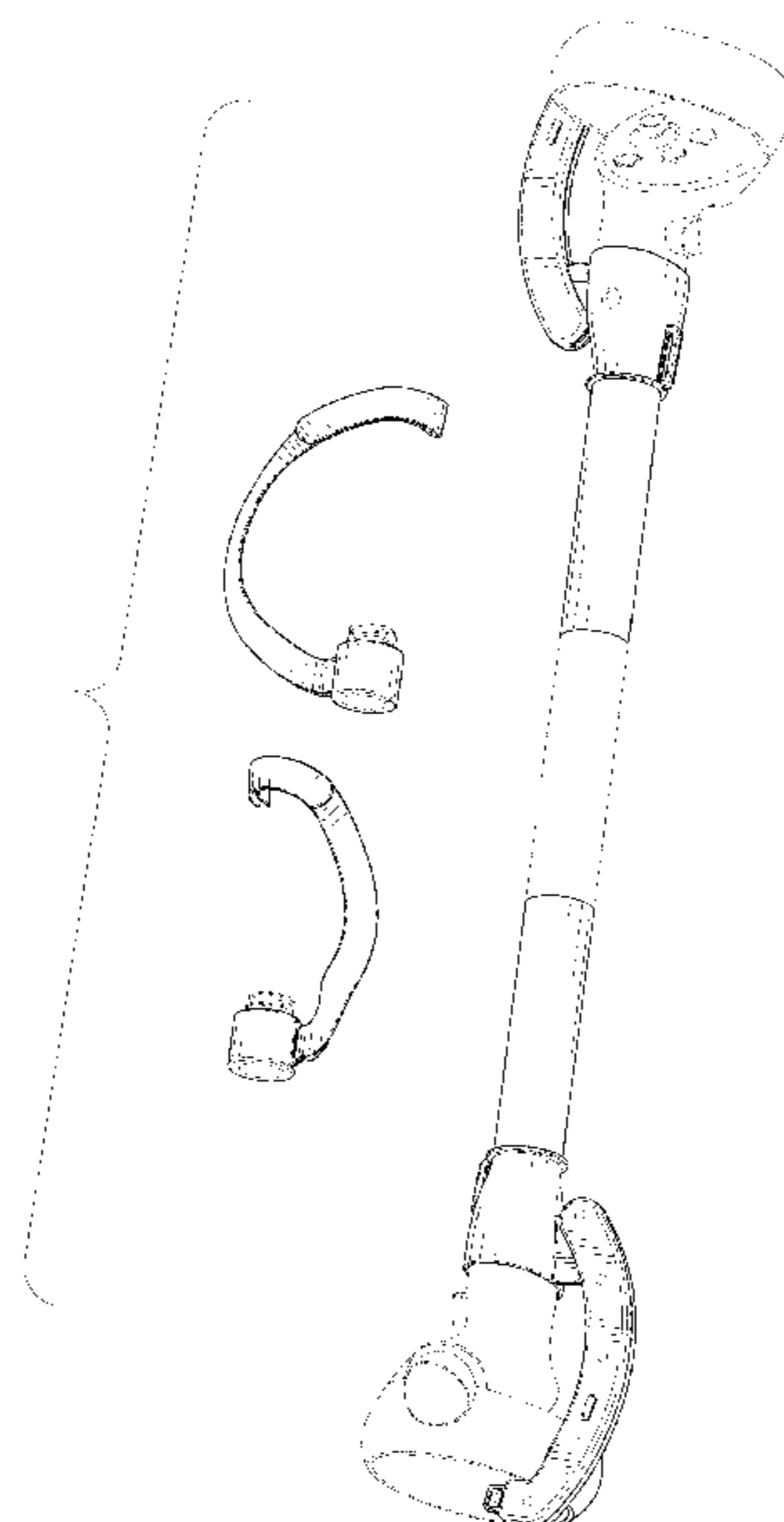
The ornamental design for a pair of handles for game controllers, as shown and described.

DESCRIPTION

FIG. 1 is a perspective view of a pair of handles for game controllers showing my new design;
 FIG. 2 is another perspective view thereof;
 FIG. 3 is a front elevational view thereof;
 FIG. 4 is a rear elevational view thereof;
 FIG. 5 is a left side elevational view thereof;
 FIG. 6 is a right side elevational view thereof;
 FIG. 7 is a top plan view thereof;
 FIG. 8 is a bottom plan view thereof;
 FIG. 9 is a perspective view of the pair of handles for game controllers shown in a first configuration of use; and,
 FIG. 10 is an exploded perspective view of the pair of handles for game controllers shown in a second configuration of use.

The dot-dash broken lines in the drawings depict environment and form no part of the claimed design. The dash-dash broken lines in the drawings depict portions of the pair of handles for game controllers that form no part of the claimed design.

1 Claim, 10 Drawing Sheets



(56)

References Cited

U.S. PATENT DOCUMENTS

D866,554 S * 11/2019 Lo D21/333
D882,529 S * 4/2020 Scott D13/168
D883,283 S * 5/2020 Chen D21/333
D885,386 S * 5/2020 Wei D21/333
D887,410 S * 6/2020 Lo D21/333
D888,056 S * 6/2020 Wei D21/333
D891,429 S * 7/2020 Hsu D21/333
D891,437 S * 7/2020 Chen D21/333
D898,027 S * 10/2020 Lo D21/333
D899,424 S * 10/2020 Chen D21/333
D900,042 S * 10/2020 Scott D13/168
D901,502 S * 11/2020 Kim D21/333
D903,667 S * 12/2020 Wei D21/333
D904,406 S * 12/2020 Wei D21/333
D904,519 S * 12/2020 Adams D21/333
D905,164 S * 12/2020 Adams D21/333
D905,165 S * 12/2020 Adams D21/333
D905,166 S * 12/2020 Adams D21/333
D905,167 S * 12/2020 Adams D21/333
D908,798 S * 1/2021 Conlee, IV D21/333
D931,374 S * 9/2021 Meng D21/333
D931,375 S * 9/2021 Meng D21/333
11,167,213 B2 * 11/2021 Mucha A63F 13/24
D937,833 S * 12/2021 Bristol D21/333
D939,451 S * 12/2021 Tripp D13/168
D945,418 S * 3/2022 Wei D21/333
D954,839 S * 6/2022 Yu D21/333
2016/0361637 A1 * 12/2016 Higgins A63F 13/213
2016/0363996 A1 * 12/2016 Higgins A63F 13/212
2017/0128828 A1 * 5/2017 Long A63F 13/235
2017/0131767 A1 * 5/2017 Long G06F 3/0304
2017/0189799 A1 * 7/2017 Anderson G06F 3/0202
2017/0192506 A1 * 7/2017 Andersen G06F 3/011
2018/0099219 A1 * 4/2018 Hope A63F 13/213
2019/0325651 A1 * 10/2019 Bradner A63F 13/5255

* cited by examiner

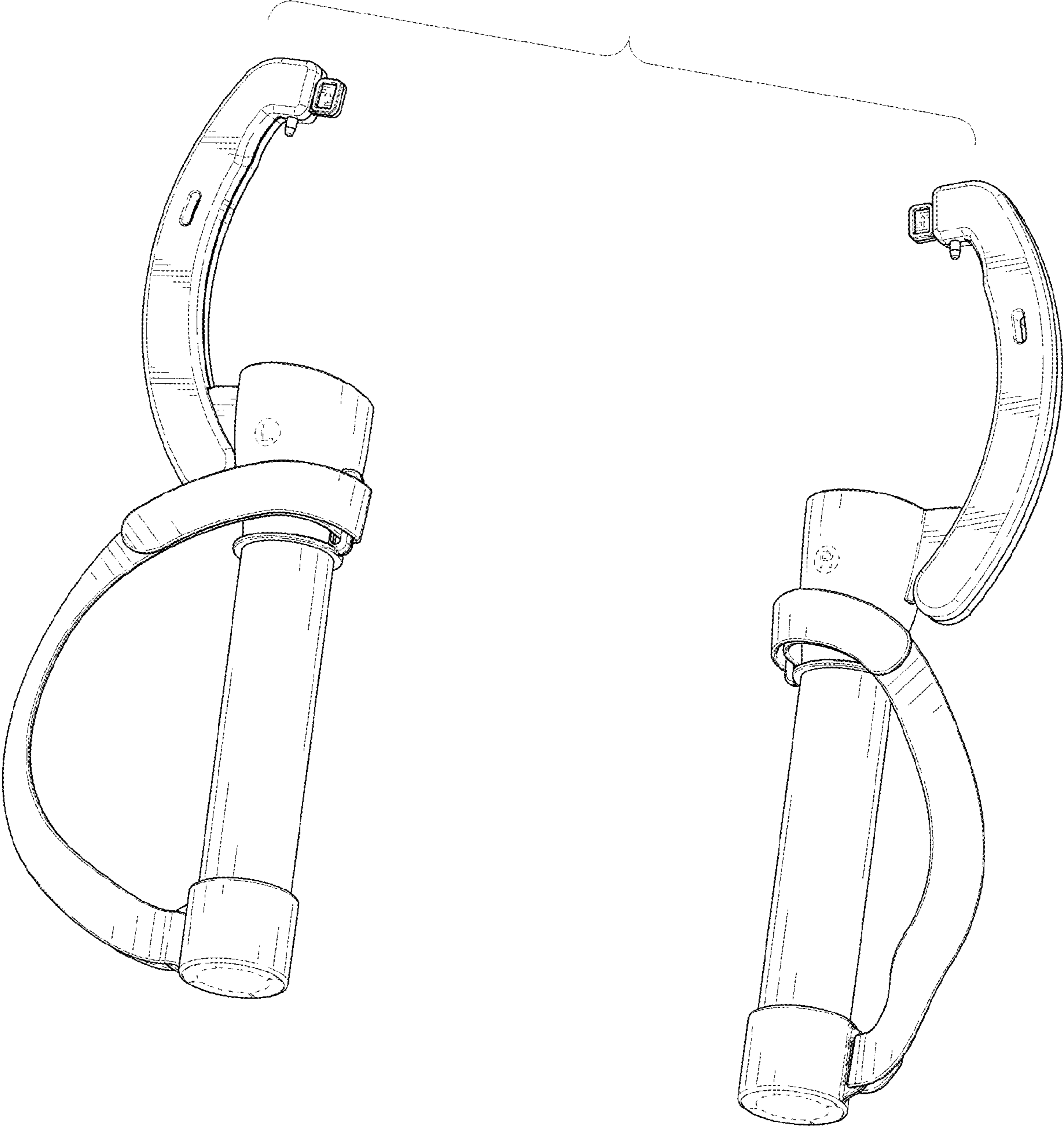


FIG. 1

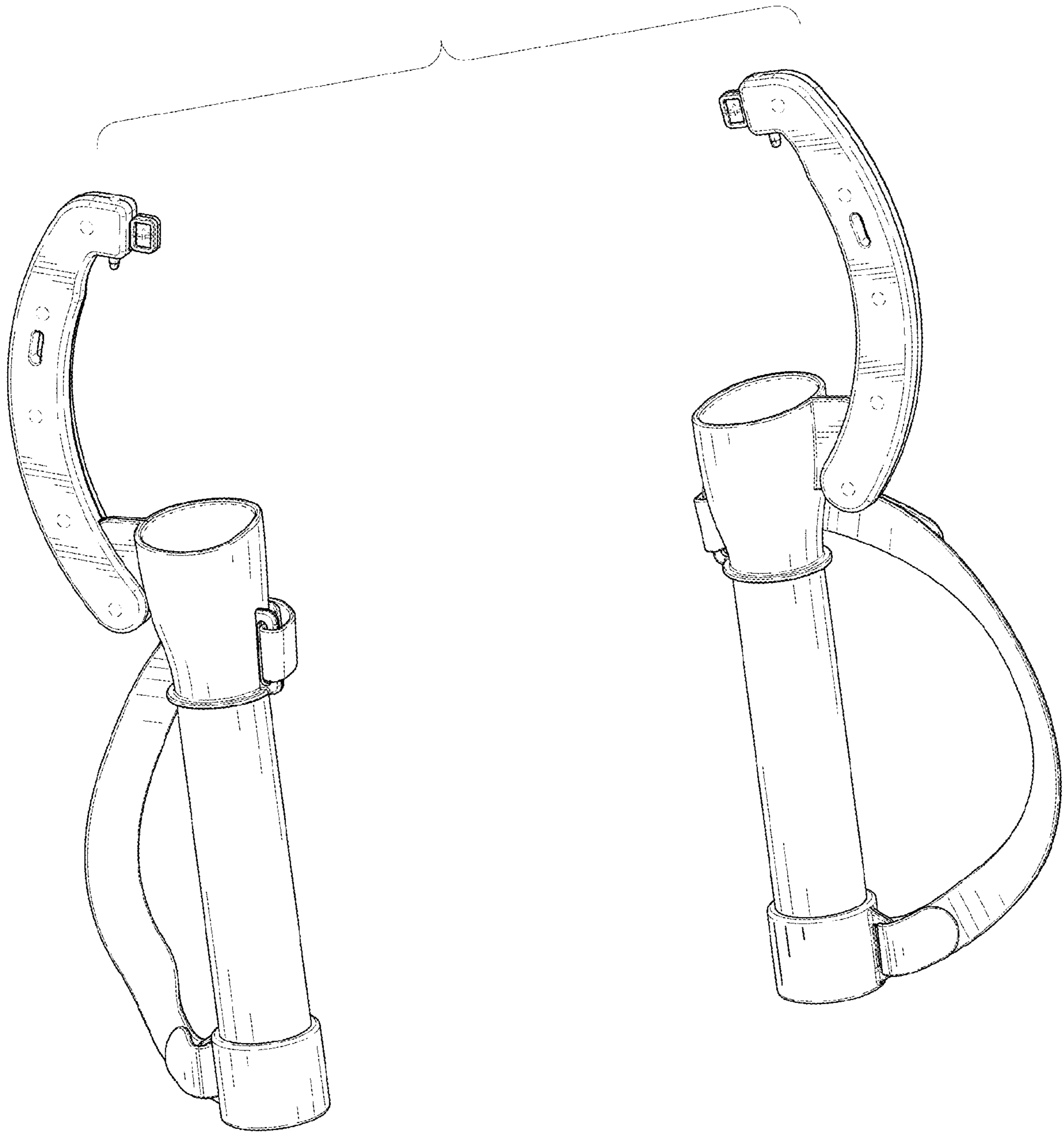


FIG. 2

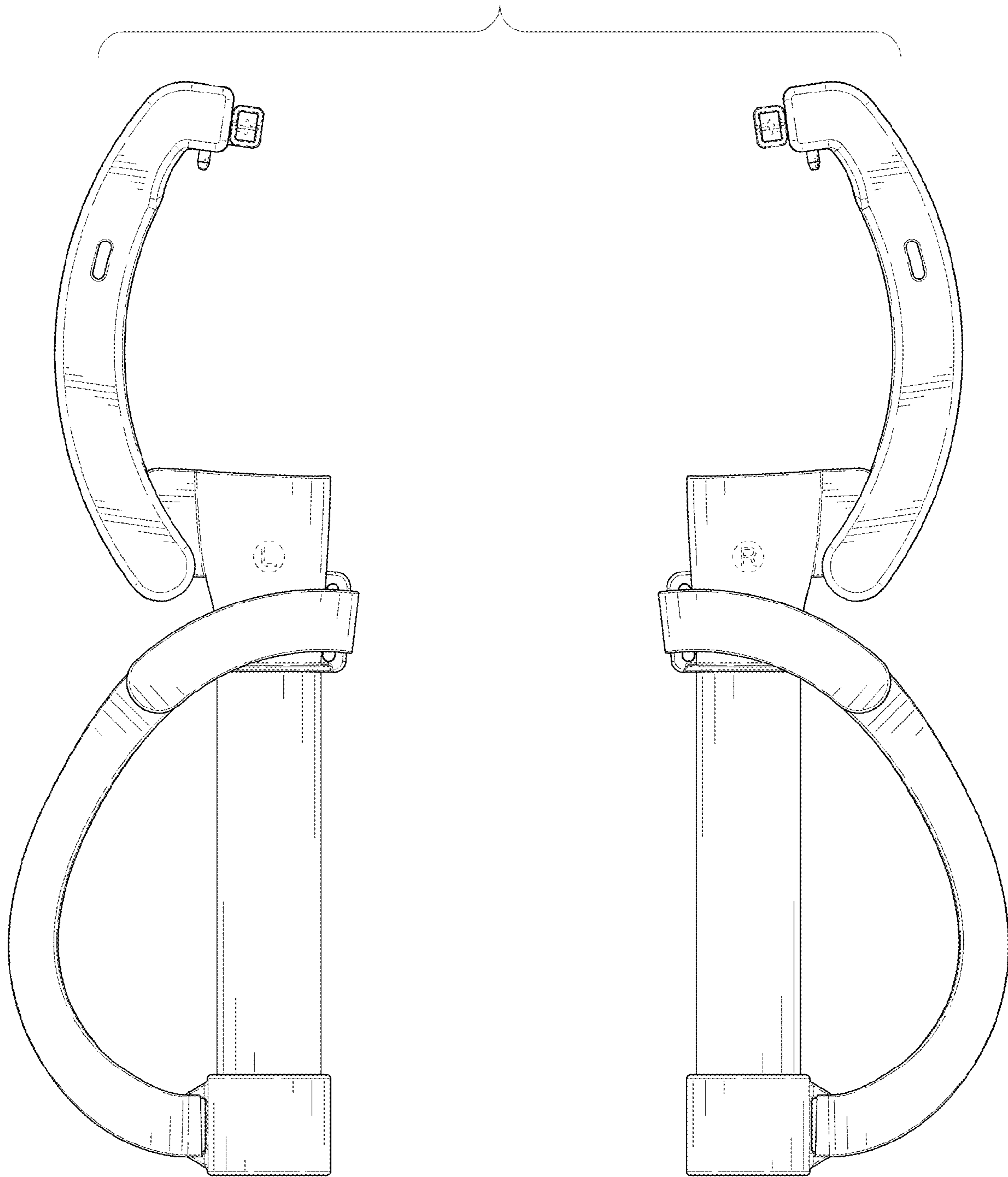


FIG. 3

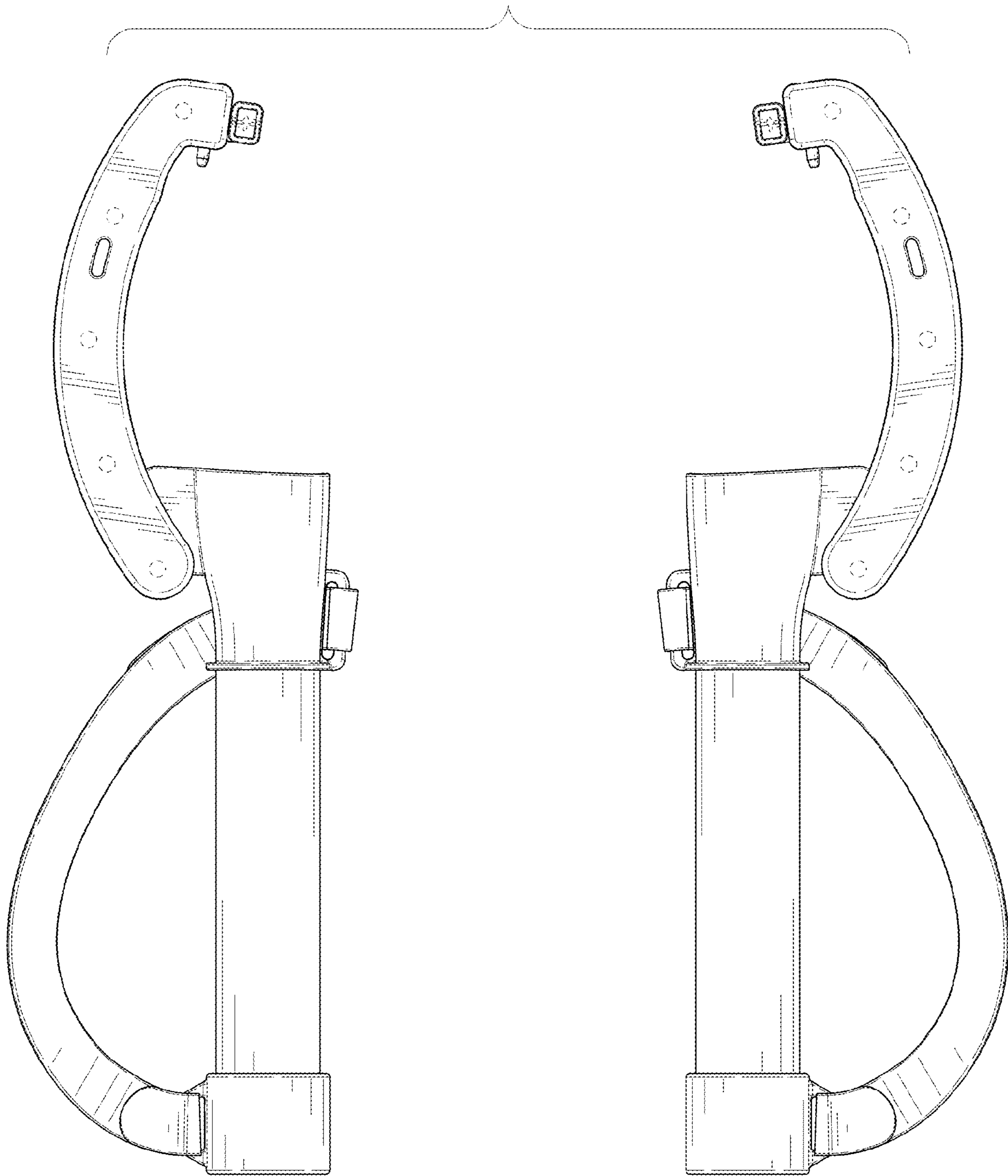


FIG. 4

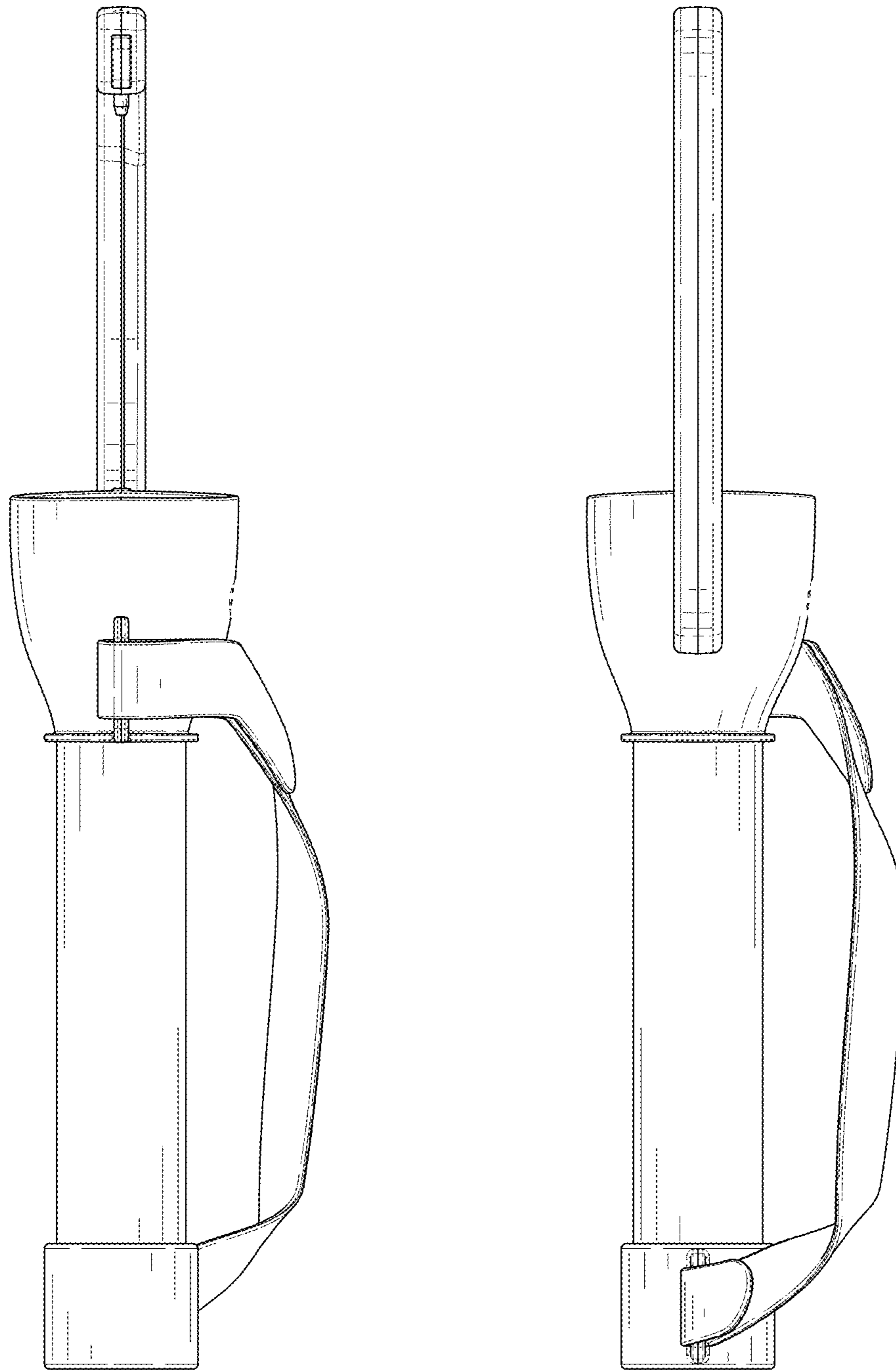


FIG. 5

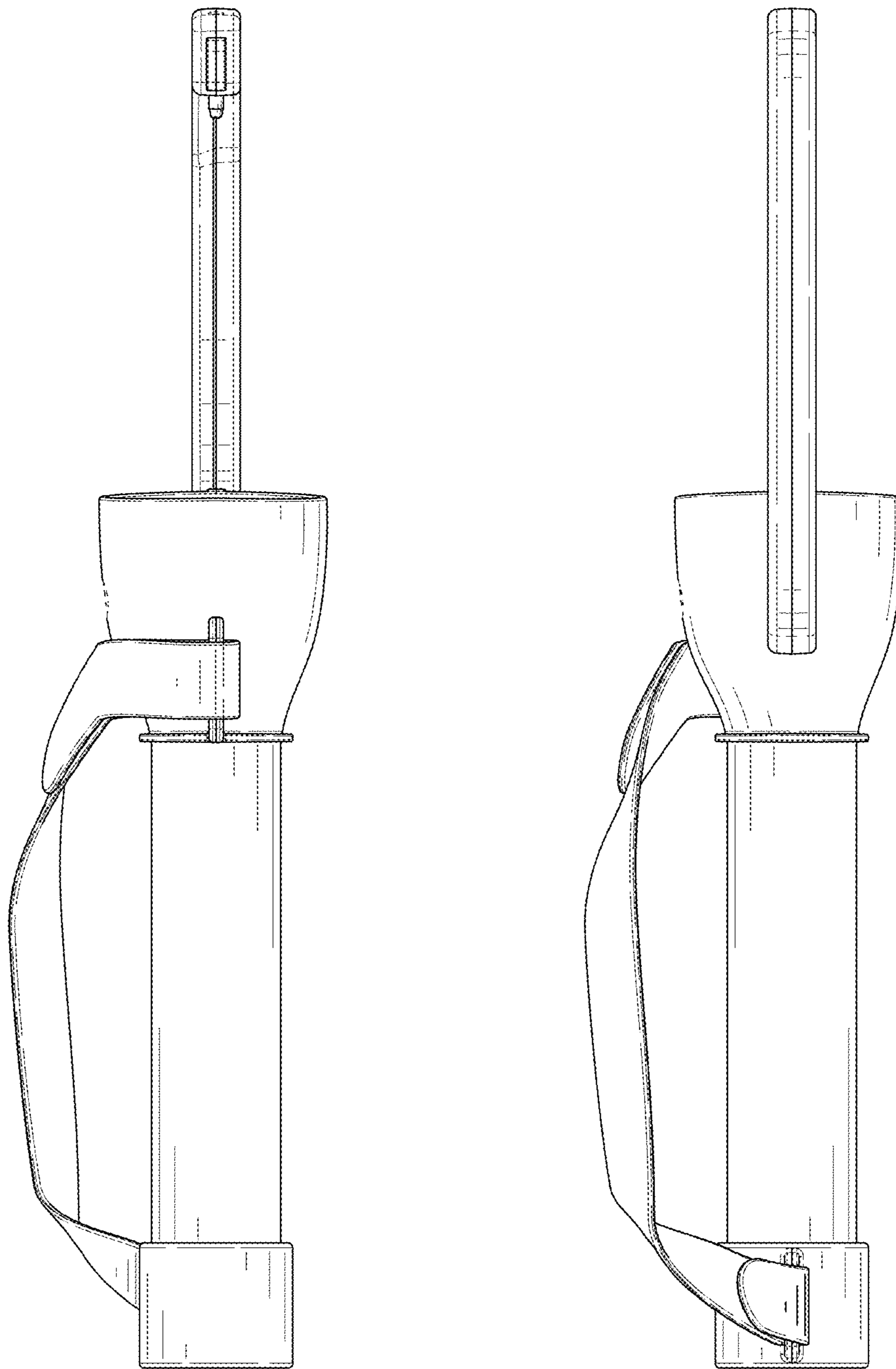


FIG. 6

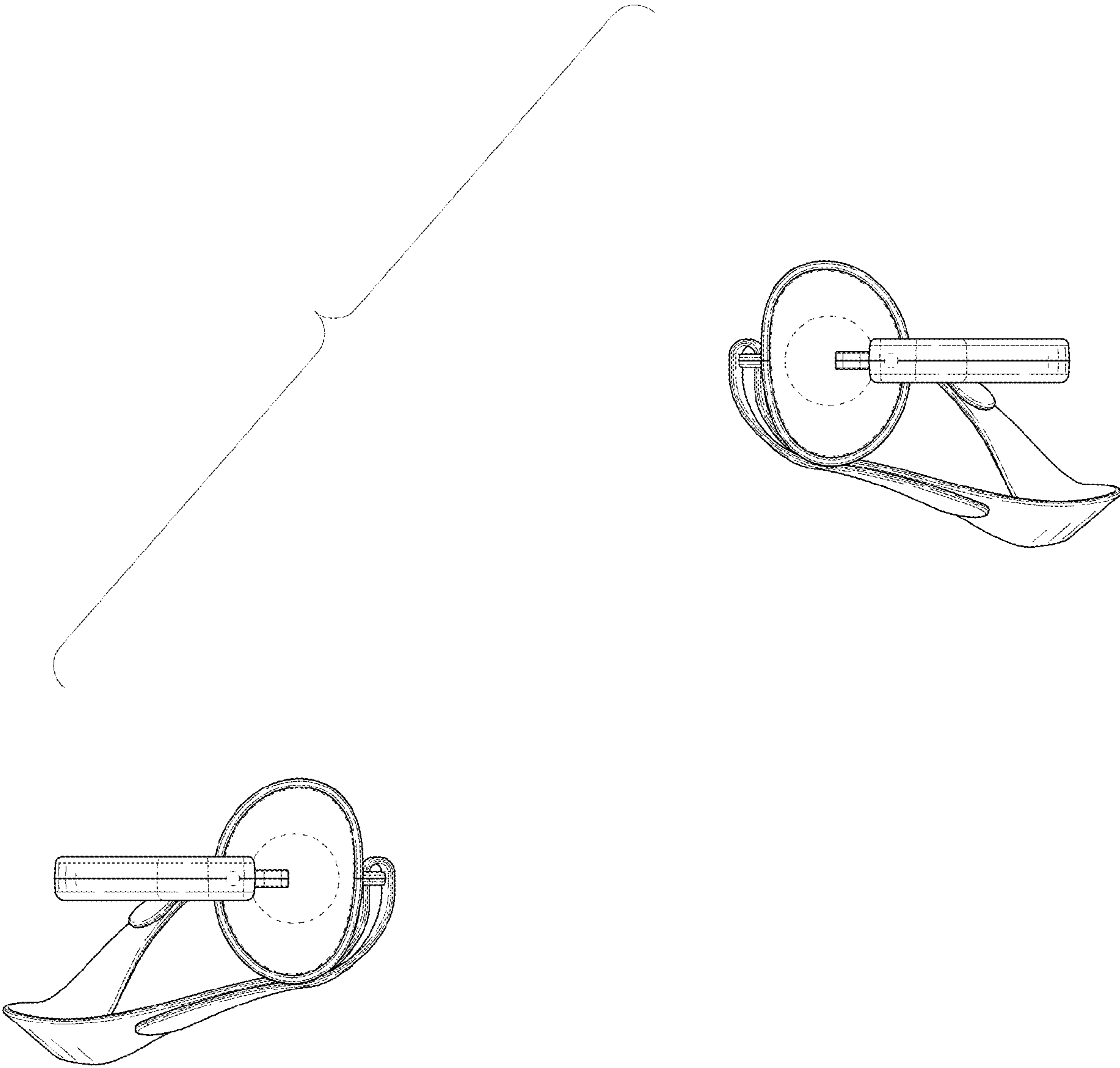


FIG. 7

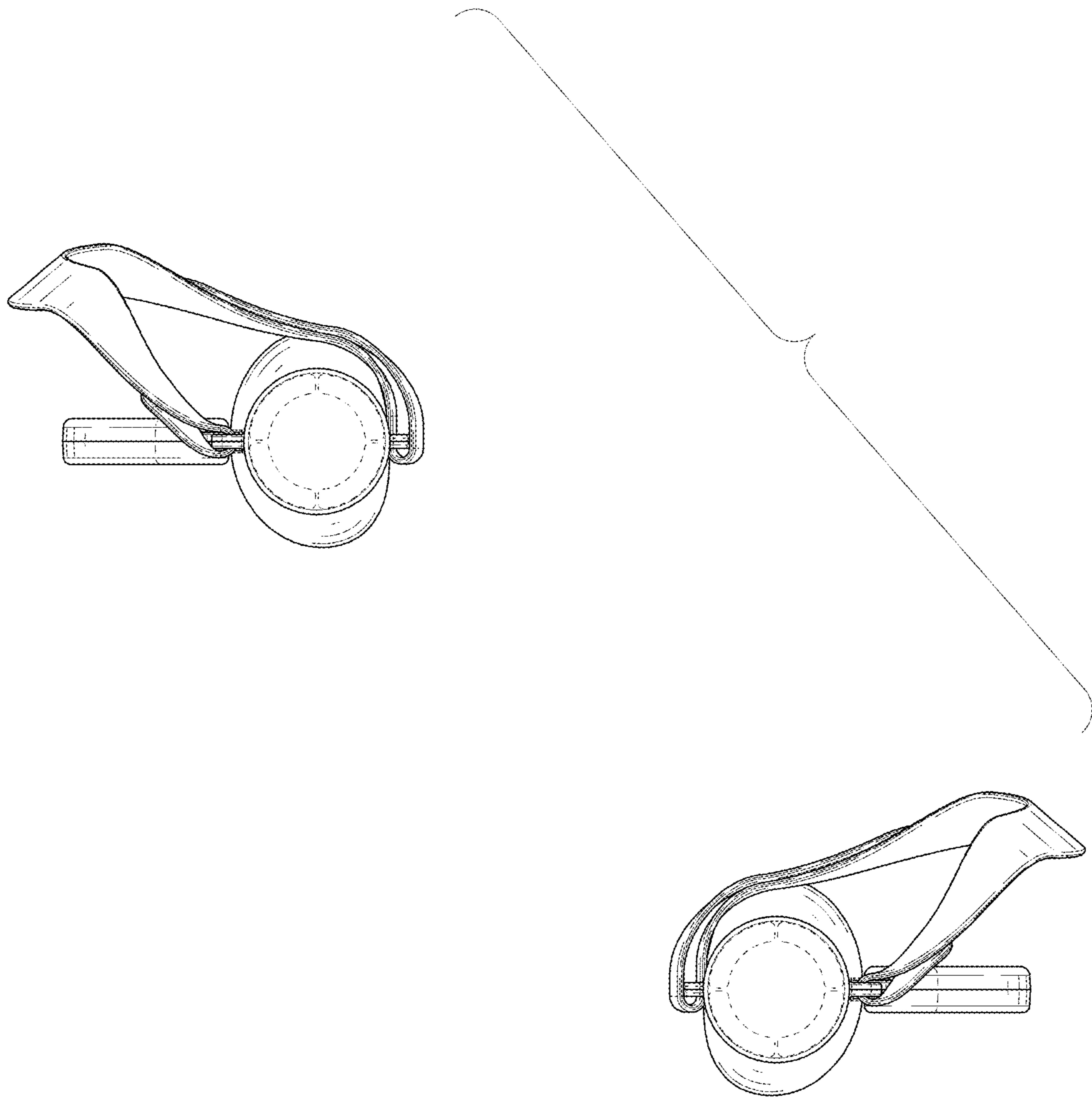


FIG. 8

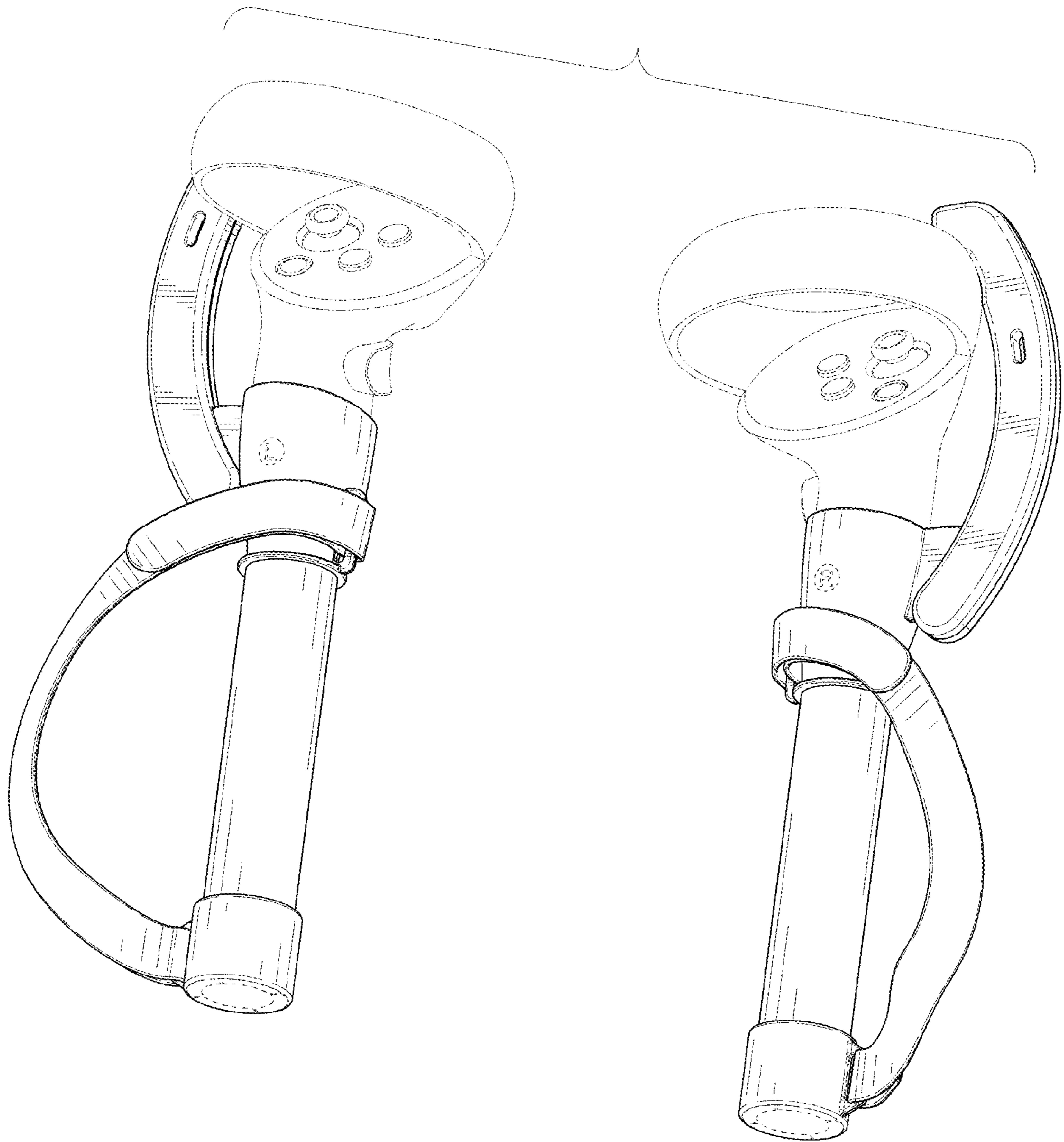


FIG. 9

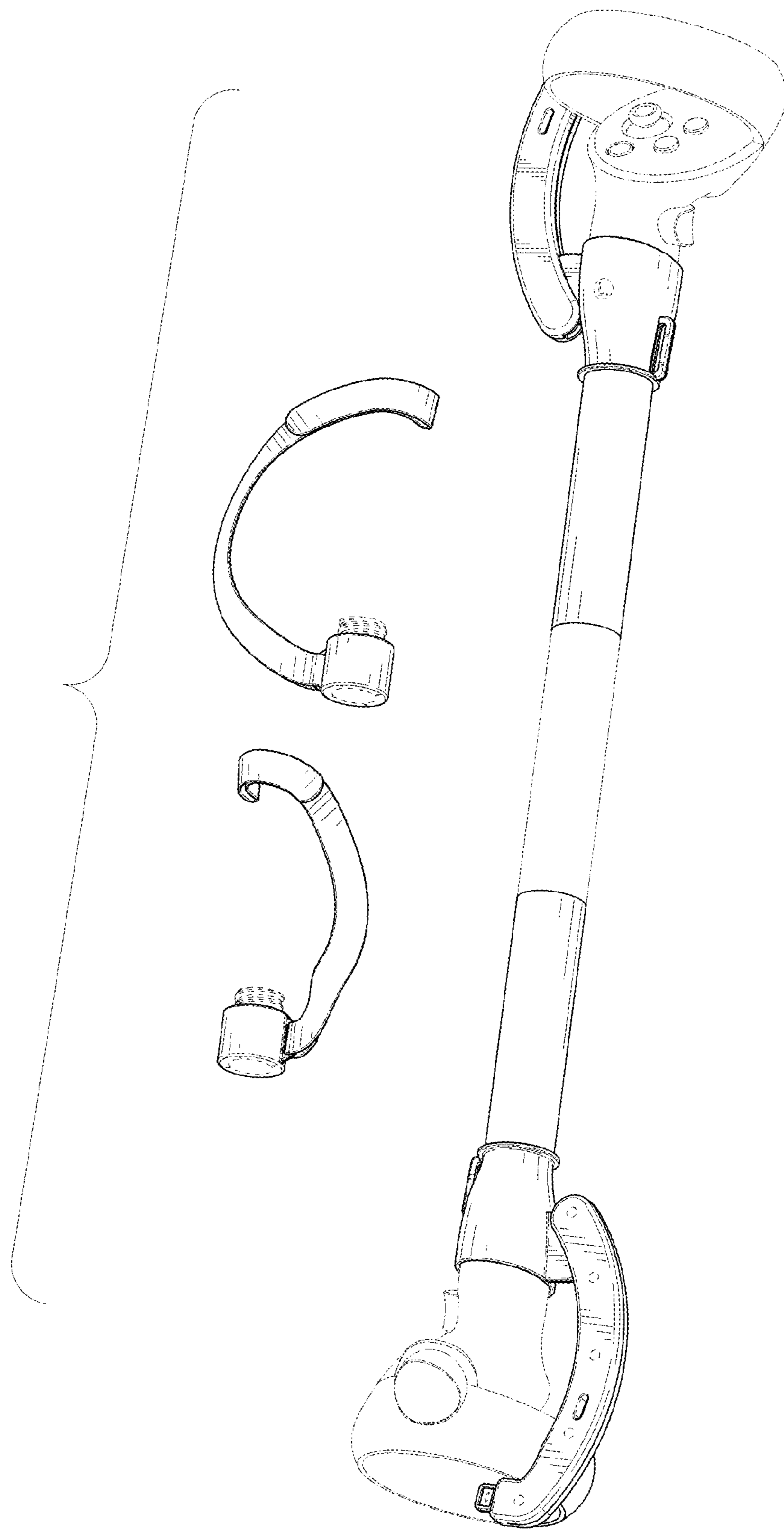


FIG. 10