



US00D976321S

(12) **United States Design Patent**
Feng

(10) **Patent No.:** **US D976,321 S**

(45) **Date of Patent:** **** Jan. 24, 2023**

(54) **WRITING IMPLEMENT**

(71) Applicant: **Shin Feng**, Rowland Heights, CA (US)

(72) Inventor: **Shin Feng**, Rowland Heights, CA (US)

(73) Assignee: **Shin Feng**, Rowland Heights, CA (US)

(**) Term: **15 Years**

(21) Appl. No.: **29/768,637**

(22) Filed: **Jan. 31, 2021**

(51) **LOC (14) Cl.** **19-06**

(52) **U.S. Cl.**
USPC **D19/192**

(58) **Field of Classification Search**
USPC D8/61; D24/112, 119, 209; D26/38;
D14/341, 411, 480; D19/142, 153, 158,
D19/177, 180, 192, 195, 196, 201, 202
CPC G06F 3/0354; G06F 3/0442
See application file for complete search history.

(56) **References Cited**

U.S. PATENT DOCUMENTS

3,250,033	A	*	5/1966	Siegel	B43K 29/007
						D19/177
D258,596	S	*	3/1981	Massoni	D19/918
D327,707	S	*	7/1992	Katami	D19/168
D354,985	S	*	1/1995	Hong	D19/167
D461,204	S	*	8/2002	Klefbom	D19/167
D471,586	S	*	3/2003	Geiselhart	D19/934
D480,423	S	*	10/2003	Kung	D19/918
D501,029	S	*	1/2005	Liang	D19/201
D507,300	S	*	7/2005	Qiu	D19/176
D510,104	S	*	9/2005	Qiu	D19/918
D531,666	S	*	11/2006	Volk	D19/173
D535,694	S	*	1/2007	Chen	D19/906
D539,346	S	*	3/2007	Song	D19/934
D548,281	S	*	8/2007	Tien	D19/918
D558,269	S	*	12/2007	Takanashi	D19/906
D569,431	S	*	5/2008	Qiu	D19/904
D575,819	S	*	8/2008	Nishida	D19/906

D576,677	S	*	9/2008	Jeon	D19/906
D581,460	S	*	11/2008	Zhao	D19/166
D584,771	S	*	1/2009	Gerules	D19/177
D588,194	S	*	3/2009	Booker	D19/172
D598,955	S	*	8/2009	Briggl	D19/176
D641,405	S	*	7/2011	Guo	D19/174

(Continued)

FOREIGN PATENT DOCUMENTS

CN	306033892	*	9/2020
KR	301079745.0000	*	10/2020

OTHER PUBLICATIONS

Amazon Basics Pens, Amazon.com, date Published Aug. 31, 2017, date retrieved May 2, 2022—29768637—<https://amzn.to/3kydPFK> (Year: 2017).*

(Continued)

Primary Examiner — Jennifer L Rempfer
Assistant Examiner — Danielle Nichole Bowly


(57) **CLAIM**

The ornamental design for a writing implement, as shown and described.

DESCRIPTION

FIG. 1 is a perspective view of a writing implement showing my new design;
FIG. 2 is a front view thereof;
FIG. 3 is a left side view thereof;
FIG. 4 is a right side view thereof;
FIG. 5 is a rear view thereof;
FIG. 6 is a top view thereof;
FIG. 7 is a bottom view thereof; and,
FIG. 8 is a left side view thereof, with the cap in an alternative position.
The broken lines are for illustrative purpose only and form no part the claimed design.

1 Claim, 3 Drawing Sheets



(56)

References Cited

U.S. PATENT DOCUMENTS

D647,137 S	*	10/2011	Uchiyama	D19/907
D648,795 S	*	11/2011	Casciotti	D19/201
D656,193 S	*	3/2012	Yuan	D19/918
D695,344 S	*	12/2013	Casciotti	D19/201
D700,238 S	*	2/2014	Slemp	D19/172
D798,387 S	*	9/2017	Kornfeld	D19/176
D823,394 S	*	7/2018	Zhang	D19/906
D835,720 S	*	12/2018	Chen	D19/192
D879,876 S	*	3/2020	Lir	D19/904

OTHER PUBLICATIONS

Pentel GlideWrite Pen, Amazon.com—date published Dec. 30, 2019,
date retrieved May 2, 2022—29768637—<https://amzn.to/3kyfYBc>
(Year: 2019).*

* cited by examiner




FIG 1

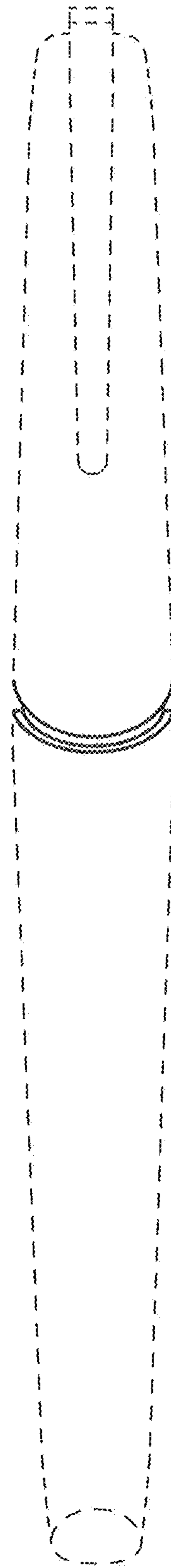


FIG 2




FIG 3

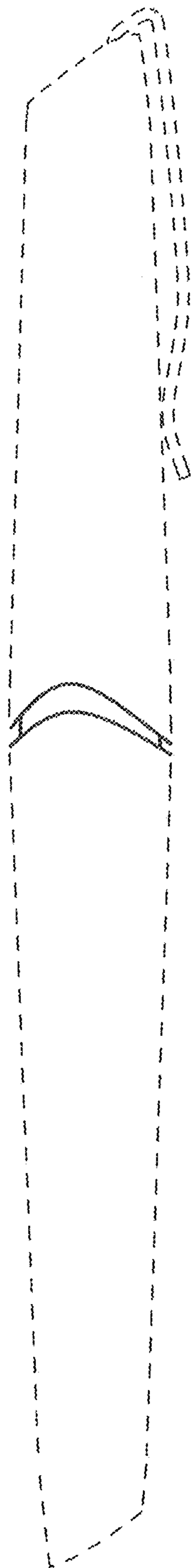


FIG 4




FIG 5

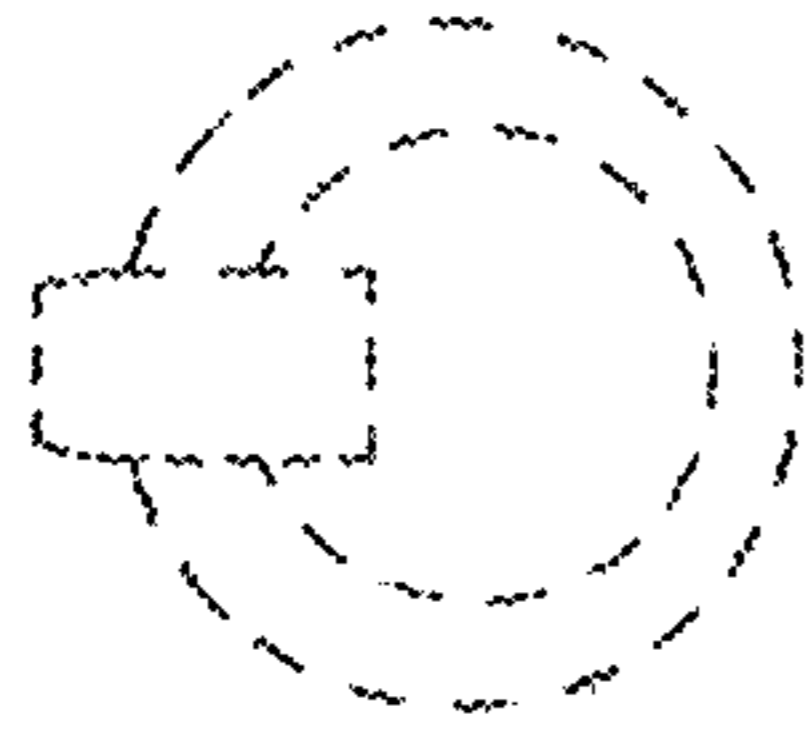


FIG 6

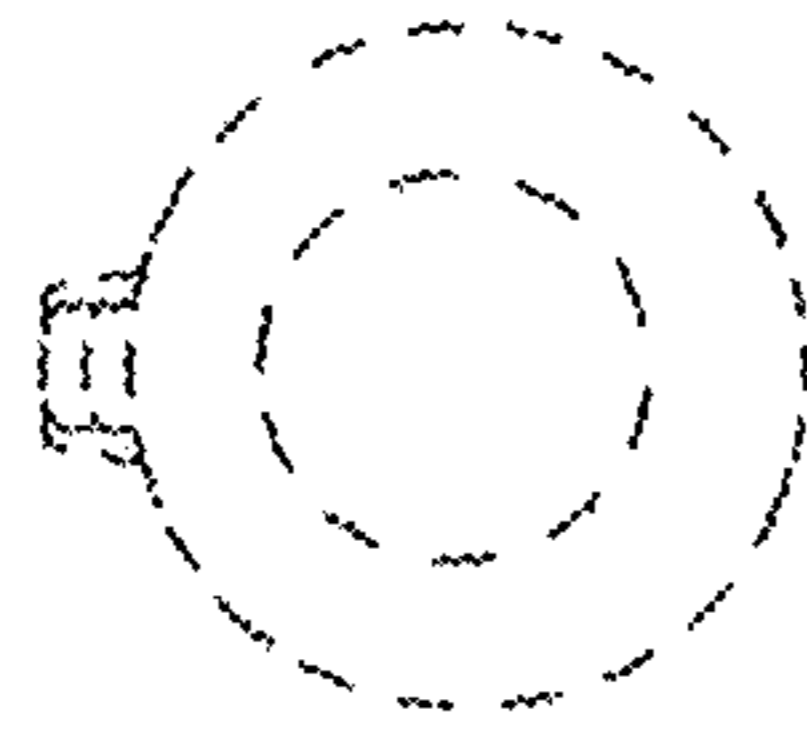


FIG 7



FIG 8