



US00D976303S

(12) **United States Design Patent**
Hokari

(10) **Patent No.:** **US D976,303 S**
(45) **Date of Patent:** **** Jan. 24, 2023**

- (54) **BATTERY CHARGER FOR DIGITAL CAMERA**
- (71) Applicant: **CANON KABUSHIKI KAISHA**,
Tokyo (JP)
- (72) Inventor: **Yusuke Hokari**, Tokyo (JP)
- (73) Assignee: **Canon Kabushiki Kaisha**, Tokyo (JP)
- (**) Term: **15 Years**
- (21) Appl. No.: **29/706,293**
- (22) Filed: **Sep. 19, 2019**

Related U.S. Application Data

- (62) Division of application No. 35/505,543, filed on Feb. 21, 2018 (U.S. filing date under 35 U.S.C. 384), and having an international filing date of Feb. 21, 2018, now Pat. No. Des. 873,896.

(30) **Foreign Application Priority Data**

Aug. 25, 2017 (JP) 2017-018300

- (51) **LOC (14) Cl.** **16-05**
- (52) **U.S. Cl.**
USPC **D16/237**
- (58) **Field of Classification Search**
USPC D16/200, 202-205, 218, 219, 237-240,
D16/242, 245, 250
CPC H04N 5/335; H04N 5/225
See application file for complete search history.

(56) **References Cited**

U.S. PATENT DOCUMENTS

- 3,820,148 A * 6/1974 Osanai G03B 17/425
396/420
- D343,853 S 2/1994 Haung

- D346,583 S 5/1994 Mohri
- 6,327,441 B1 * 12/2001 Alligood G03B 17/02
396/539
- D478,608 S 8/2003 Briks et al.
- D489,748 S 5/2004 McKay
- D503,185 S 3/2005 Haga
- D515,614 S 2/2006 Spegginorin
- D552,659 S 10/2007 Stephens et al.
- D556,680 S 12/2007 Matsumoto
- D560,159 S 1/2008 Matsumoto
- D647,943 S * 11/2011 Jannard D16/237
- D647,944 S * 11/2011 Jannard et al.
- D677,708 S * 3/2013 Zhan D26/37
- D842,359 S 3/2019 Imai
- D857,081 S 8/2019 Kuwabara et al.
- D873,896 S * 1/2020 Hokari D16/237
- D895,715 S * 9/2020 Imamizu D16/237
- D942,372 S * 2/2022 Kon D13/103
- D961,501 S * 8/2022 Saito D13/103
- D964,923 S * 9/2022 Cheeks D13/103
- 2005/0281554 A1 * 12/2005 Iwasa G03B 17/02
396/539
- 2009/0122169 A1 5/2009 Agan et al.

* cited by examiner

Primary Examiner — Holly E Thurman

(74) *Attorney, Agent, or Firm* — Venable LLP

(57) **CLAIM**

The ornamental design for a battery charger for digital camera, as shown and described.

DESCRIPTION

- FIG. 1 : Front
- FIG. 2 : Back
- FIG. 3 : Top
- FIG. 4 : Bottom
- FIG. 5 : Left
- FIG. 6 : Right; and,
- FIG. 7 : Perspective.

1 Claim, 7 Drawing Sheets

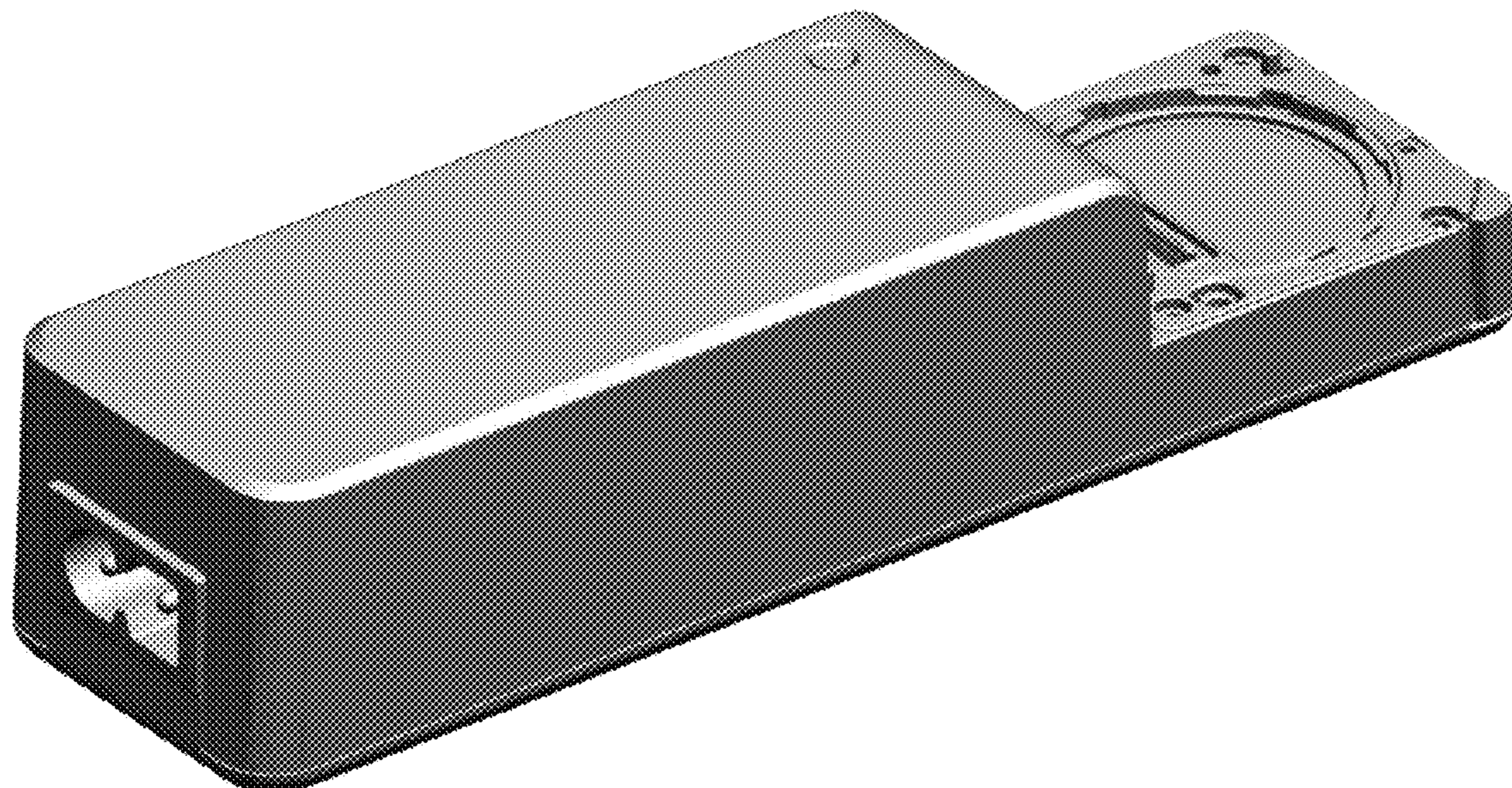


Fig. 1




Fig. 2




Fig. 3

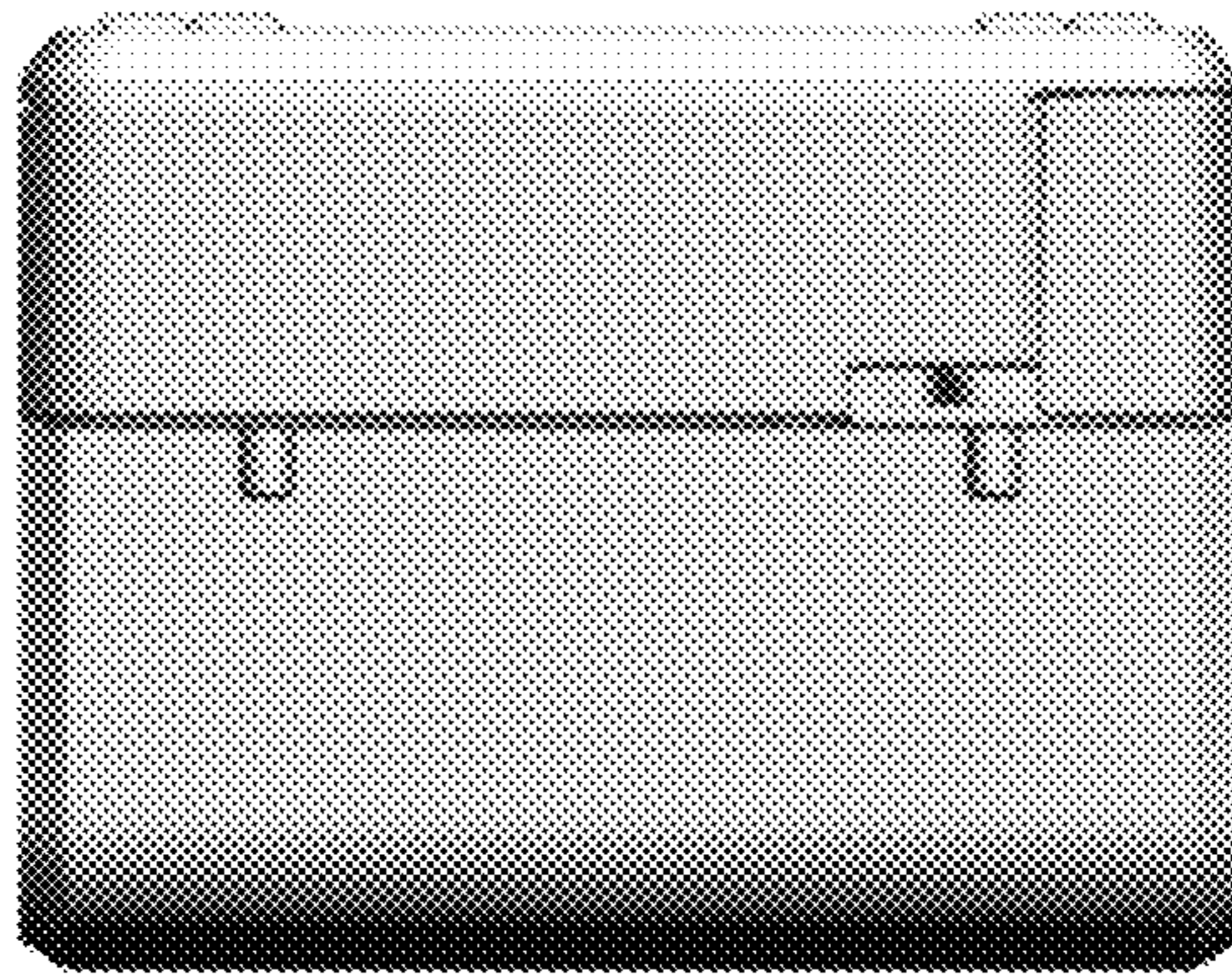


Fig. 4




Fig. 5




Fig. 6




Fig. 7

