

US00D976280S

(12) **United States Design Patent**
Sommer et al.

(10) **Patent No.:** **US D976,280 S**
(45) **Date of Patent:** **** Jan. 24, 2023**

(54) **DISPLAY SCREEN OR PORTION THEREOF WITH GRAPHICAL USER INTERFACE INCLUDING AN ALARM SIGNAL**

D780,196 S * 2/2017 Yang D14/491
D862,514 S * 10/2019 Laurino D14/489
D894,956 S * 9/2020 Paul D14/489
D894,957 S * 9/2020 Paul D14/489
D933,100 S * 10/2021 Hamaguchi D14/492
2019/0244707 A1* 8/2019 Becker G16H 40/67

(71) Applicant: **Stryker Corporation**, Kalamazoo, MI (US)

(72) Inventors: **Bradley Sommer**, Portage, MI (US);
Seyed Behrad Ghodsi, Paw Paw, MI (US); **Andrew John Engelkemier**, Kalamazoo, MI (US)

(73) Assignee: **Stryker Corporation**, Kalamazoo, MI (US)

(**) Term: **15 Years**

(21) Appl. No.: **29/752,891**

(22) Filed: **Sep. 29, 2020**

(51) **LOC (14) Cl.** **14-04**

(52) **U.S. Cl.**
USPC **D14/489**

(58) **Field of Classification Search**
USPC D14/485–495
CPC .. A61B 5/02; A61B 8/46; G06F 19/34; G06F 19/3418; G06F 19/3406; G06T 2207/30004
See application file for complete search history.

(56) **References Cited**

U.S. PATENT DOCUMENTS

D582,939 S * 12/2008 Neuhaus D14/491
D593,121 S * 5/2009 Danton D14/489
D687,856 S * 8/2013 Haug D14/489
D766,935 S * 9/2016 Pham D14/485

OTHER PUBLICATIONS

Bubaone, drill icon, Oct. 11, 2015, istockphoto.com, retrieved Feb. 3, 2022, available at <https://www.istockphoto.com/vector/drill-icon-flat-graphic-design-gm492082680-76119713> (Year: 2015).*

* cited by examiner

Primary Examiner — Katherine A Holbrow

(74) *Attorney, Agent, or Firm* — Howard & Howard Attorneys PLLC

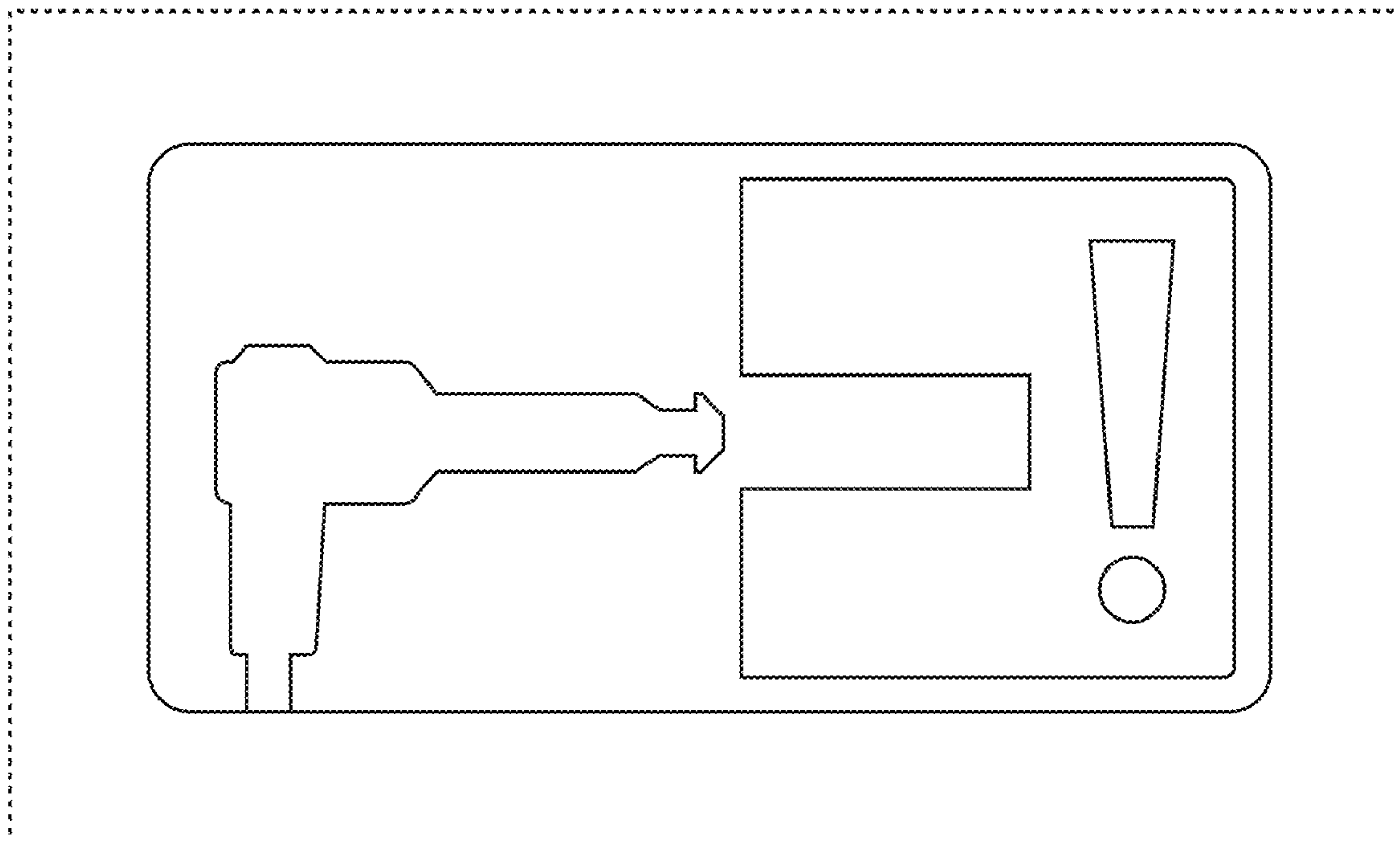
(57) **CLAIM**

The ornamental design for a display screen or portion thereof with graphical user interface including an alarm signal, as shown and described.

DESCRIPTION

FIG. 1 is a front view of a first embodiment of a display screen or portion thereof with graphical user interface including an alarm signal, showing our new design; FIG. 2 is a front view of a second embodiment thereof; and, FIG. 3 is a front view of a third embodiment thereof. The outermost broken line depicting a display screen in FIGS. 1 through 3 forms no part of the claimed design. All other broken lines depicting portions of the graphical user interface also form no part of the claimed design. The solid black surface shading in FIG. 3 indicates a contrast in appearance.

1 Claim, 2 Drawing Sheets



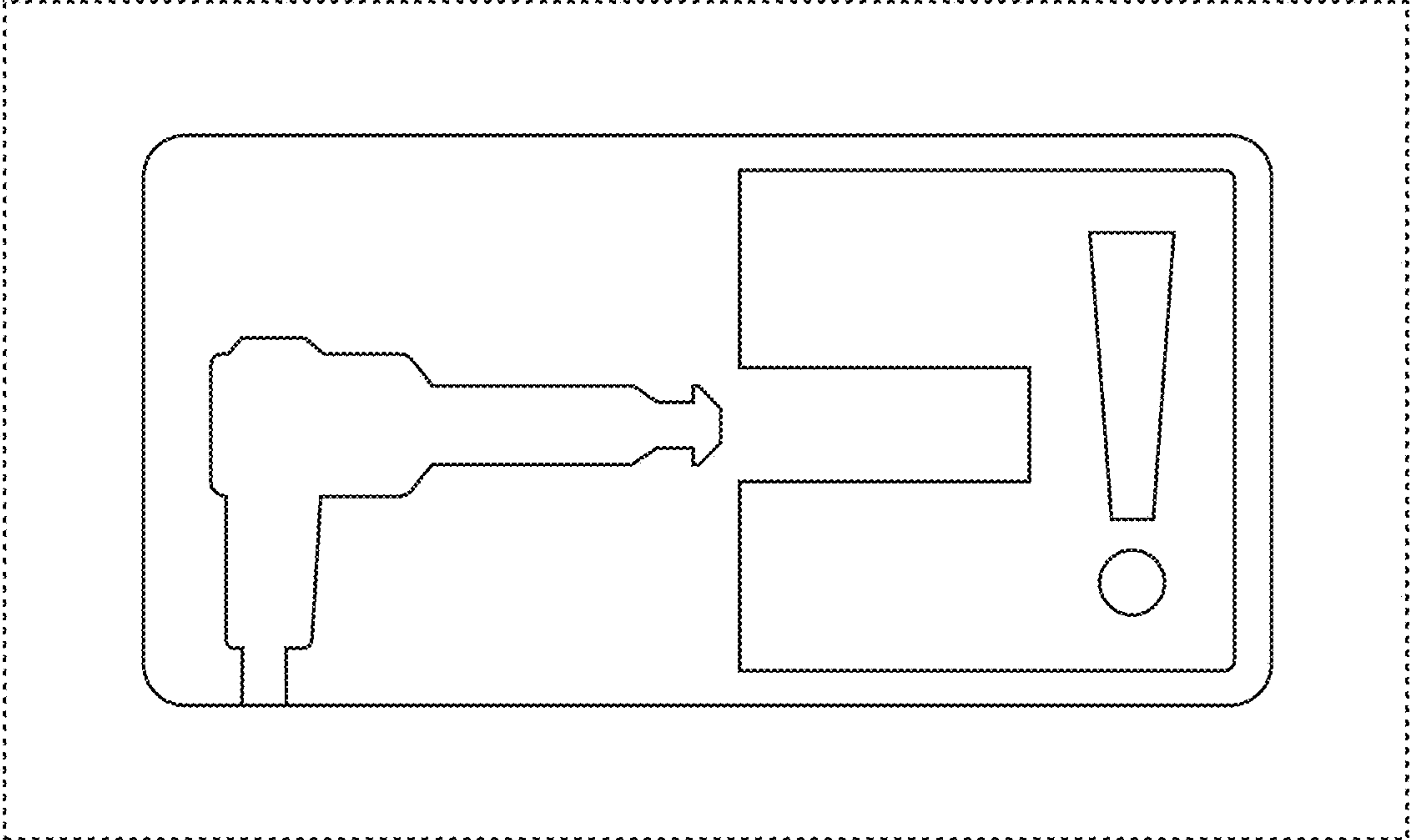


FIG. 1

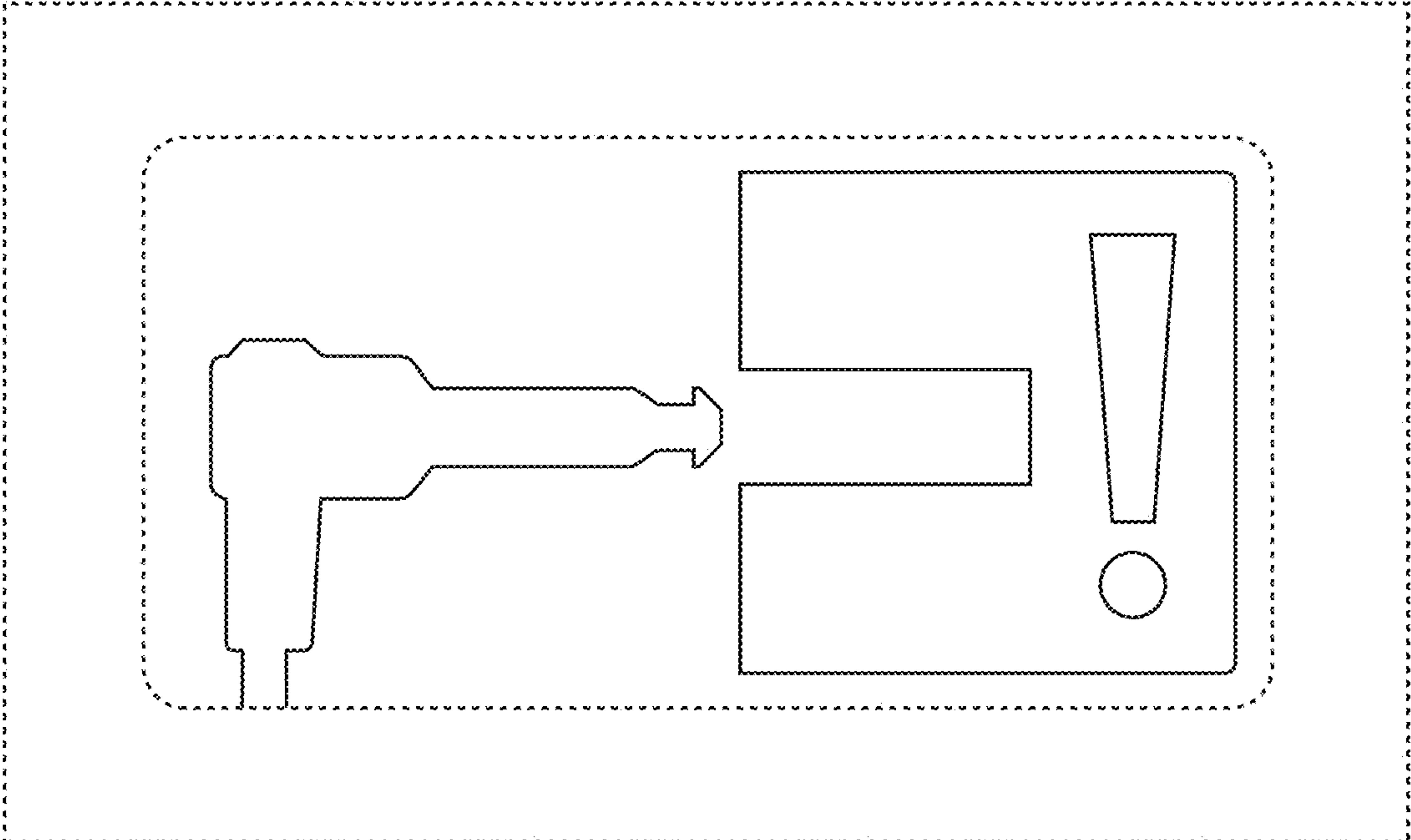


FIG. 2

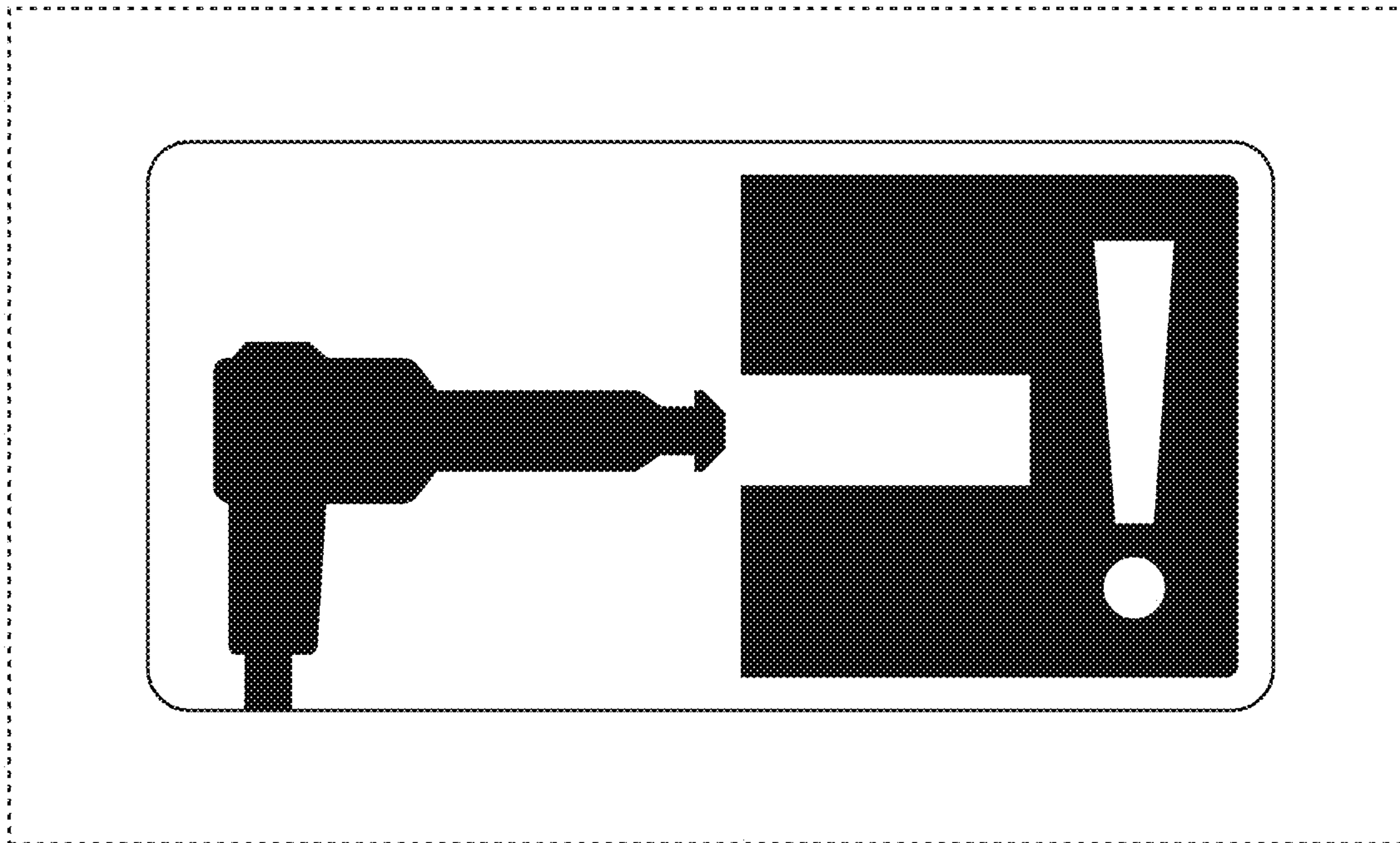


FIG. 3