



US00D976236S

(12) **United States Design Patent**  
**Sasaki**

(10) **Patent No.:** **US D976,236 S**  
(45) **Date of Patent:** **\*\* Jan. 24, 2023**

(54) **EARPHONE**  
(71) Applicant: **JVCKENWOOD Corporation,**  
Yokohama (JP)  
(72) Inventor: **Yuzuko Sasaki,** Yokohama (JP)  
(73) Assignee: **JVCKENWOOD Corporation,**  
Yokohama (JP)  
(\*\*) Term: **15 Years**

D820,809 S \* 6/2018 Akana ..... D14/219  
D822,009 S \* 7/2018 Matoba ..... D14/223  
D830,336 S \* 10/2018 Cai ..... D14/205  
D830,345 S \* 10/2018 Cai ..... D14/223  
D831,619 S \* 10/2018 Matoba ..... D14/223  
D832,823 S \* 11/2018 Xiao ..... D14/223  
D832,824 S \* 11/2018 Kim ..... D14/223  
D847,125 S \* 4/2019 Akana ..... D14/206  
D847,794 S \* 5/2019 Guo ..... D14/223  
D848,980 S \* 5/2019 Kim ..... D14/223  
D848,982 S \* 5/2019 Kim ..... D14/223  
D861,647 S \* 10/2019 Chen ..... D14/223  
D864,165 S \* 10/2019 Roberts ..... D14/223

(Continued)

(21) Appl. No.: **29/776,379**  
(22) Filed: **Mar. 30, 2021**  
(51) **LOC (14) Cl.** ..... **14-01**  
(52) **U.S. Cl.**  
USPC ..... **D14/223**  
(58) **Field of Classification Search**  
USPC ..... D14/223, 205; D24/174; 128/864-866;  
381/380-381; D13/108  
CPC ..... H04R 1/10; H04R 25/00; H04R 25/02;  
H04R 1/1066; H04R 1/1016; H04R  
5/033; H04R 5/0335; H04R 1/1083;  
H04R 1/105; H04R 1/1091; H02J 7/02  
See application file for complete search history.

FOREIGN PATENT DOCUMENTS

CN 306350564 \* 2/2021  
CN 306422127 \* 3/2021

(Continued)

*Primary Examiner* — Paula Allen Greene  
(74) *Attorney, Agent, or Firm* — Amin, Turocy & Watson,  
LLP

(57) **CLAIM**

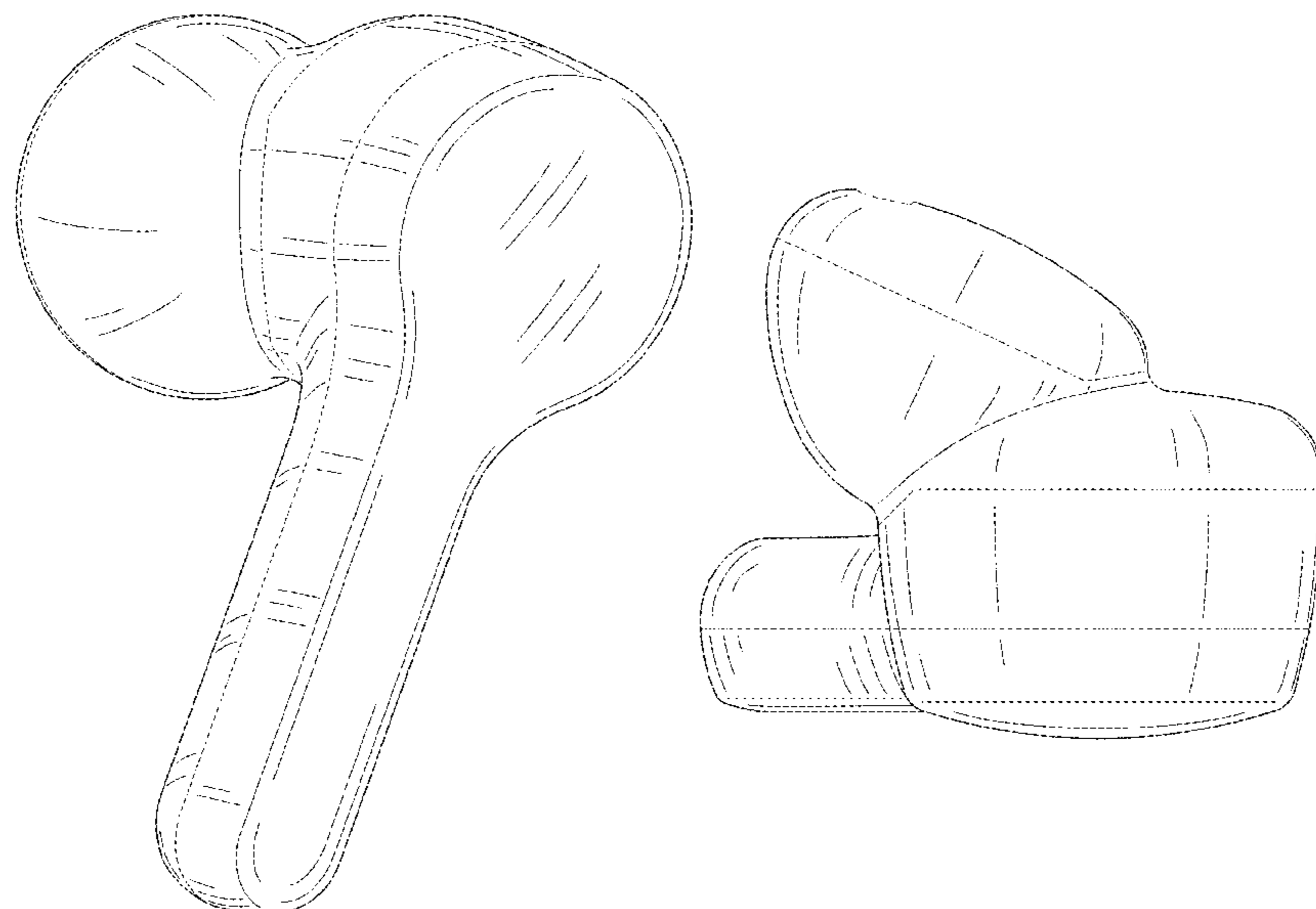
The ornamental design for an earphone, as shown and described.

**DESCRIPTION**

FIG. 1 is a left, front, and top perspective view of an earphone;  
FIG. 2 is a left, rear, and top perspective view thereof;  
FIG. 3 is a front elevational view thereof;  
FIG. 4 is a rear elevational view thereof;  
FIG. 5 is a top plan view thereof;  
FIG. 6 is a bottom plan view thereof;  
FIG. 7 is a left side elevational view thereof; and,  
FIG. 8 is a right side elevational view thereof.  
The broken lines shown in the drawings illustrate portions of the earphone that form no part of the claimed design.

**1 Claim, 8 Drawing Sheets**

(56) **References Cited**  
U.S. PATENT DOCUMENTS  
8,331,604 B2 \* 12/2012 Saito ..... H04R 1/1083  
381/328  
8,422,717 B2 \* 4/2013 Lin ..... H04R 1/1091  
381/372  
8,660,287 B2 \* 2/2014 Stephenson ..... H04R 1/1066  
381/384  
8,712,087 B2 \* 4/2014 Ozawa ..... H04R 1/345  
381/328  
D801,314 S \* 10/2017 Akana ..... D14/223  
D802,562 S \* 11/2017 Baba ..... D14/223  
D803,184 S \* 11/2017 Loh Jun Kern ..... D14/223  
D813,844 S \* 3/2018 Stiff ..... D14/223



(56)

References Cited

U.S. PATENT DOCUMENTS

D864,169 S \* 10/2019 Min ..... D14/223  
 D869,445 S \* 12/2019 Hu ..... D14/223  
 D875,713 S \* 2/2020 Kim ..... D14/205  
 D877,722 S \* 3/2020 Yang ..... D14/223  
 D878,337 S \* 3/2020 Yang ..... D14/223  
 D883,260 S \* 5/2020 Hu ..... D14/223  
 D883,960 S \* 5/2020 Du ..... D14/223  
 D884,682 S \* 5/2020 Du ..... D14/223  
 D887,396 S \* 6/2020 Wang ..... D14/223  
 D888,691 S \* 6/2020 Liu ..... D14/223  
 D889,436 S \* 7/2020 Zhang ..... D14/206  
 D890,138 S \* 7/2020 Peng ..... D14/223  
 D890,724 S \* 7/2020 Li ..... D14/223  
 D893,462 S \* 8/2020 Liu ..... D14/223  
 D895,579 S \* 9/2020 Yang ..... D14/223  
 D895,582 S \* 9/2020 Wu ..... D14/223  
 D896,206 S \* 9/2020 Xu ..... D14/223  
 D896,207 S \* 9/2020 He ..... D14/223  
 D903,639 S \* 12/2020 Yang ..... D14/223

D905,018 S \* 12/2020 Zhu ..... D14/223  
 D910,600 S \* 2/2021 Zhang ..... D14/223  
 D914,647 S \* 3/2021 Yang ..... D14/223  
 D924,852 S \* 7/2021 Liu ..... D14/223  
 D925,498 S \* 7/2021 Lin ..... D14/223  
 D938,399 S \* 12/2021 Rose ..... D14/223  
 D940,691 S \* 1/2022 Zhang ..... D14/223  
 D951,917 S \* 5/2022 Chen ..... D14/223  
 D952,610 S \* 5/2022 Deng ..... D3/274  
 D953,300 S \* 5/2022 Li ..... D14/223  
 D957,366 S \* 7/2022 Hachiri ..... D14/223  
 2016/0014498 A1 \* 1/2016 Paschel ..... H04R 1/1016  
 381/380  
 2017/0164087 A1 \* 6/2017 Kurtz ..... H04R 1/1016  
 2020/0068283 A1 \* 2/2020 Chou ..... H04R 1/1025

FOREIGN PATENT DOCUMENTS

EM 008470512-0001 \* 3/2021  
 JP D1669527 10/2020  
 JP D1713749 \* 4/2022

\* cited by examiner

Fig.1

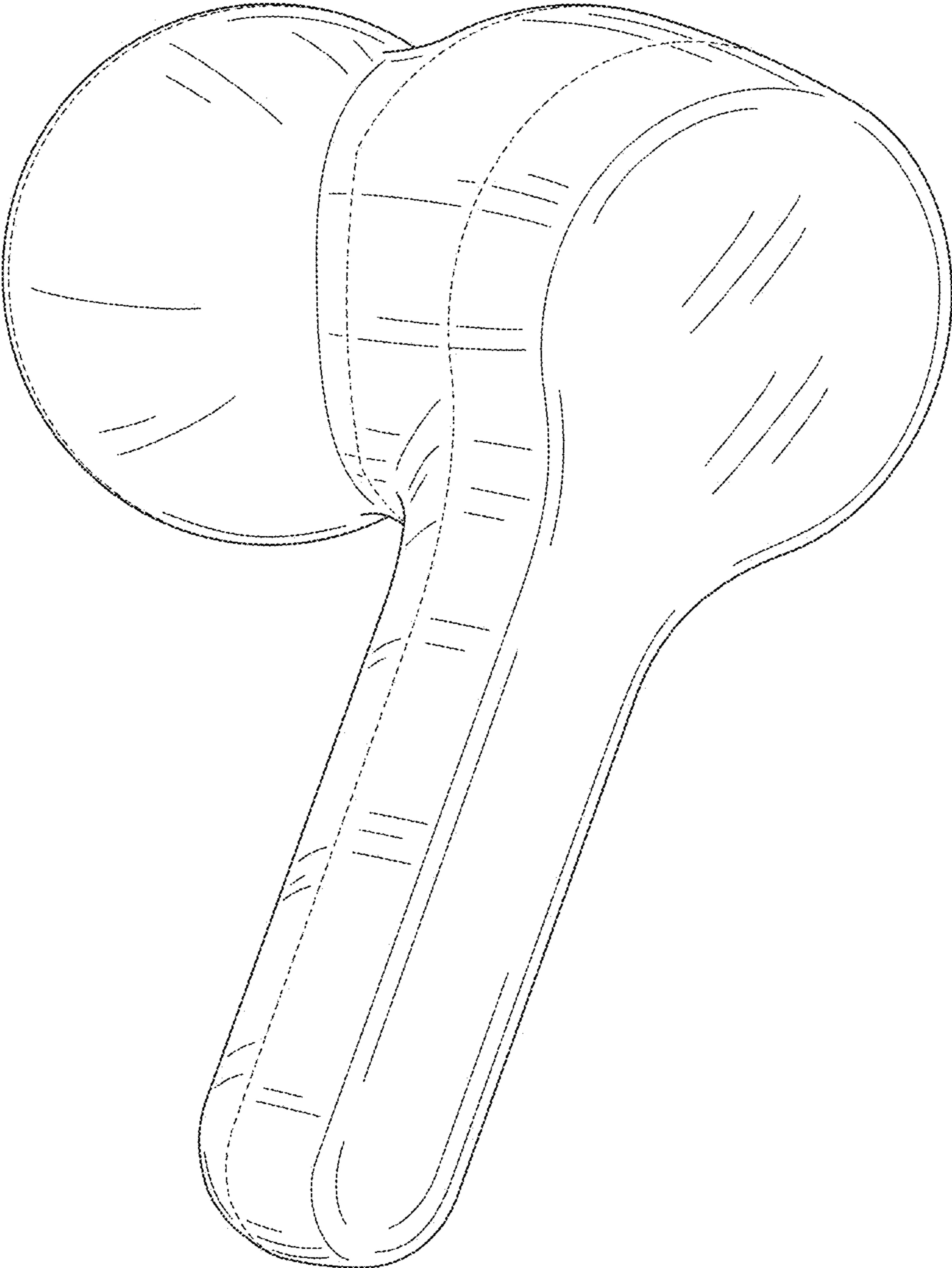


Fig.2

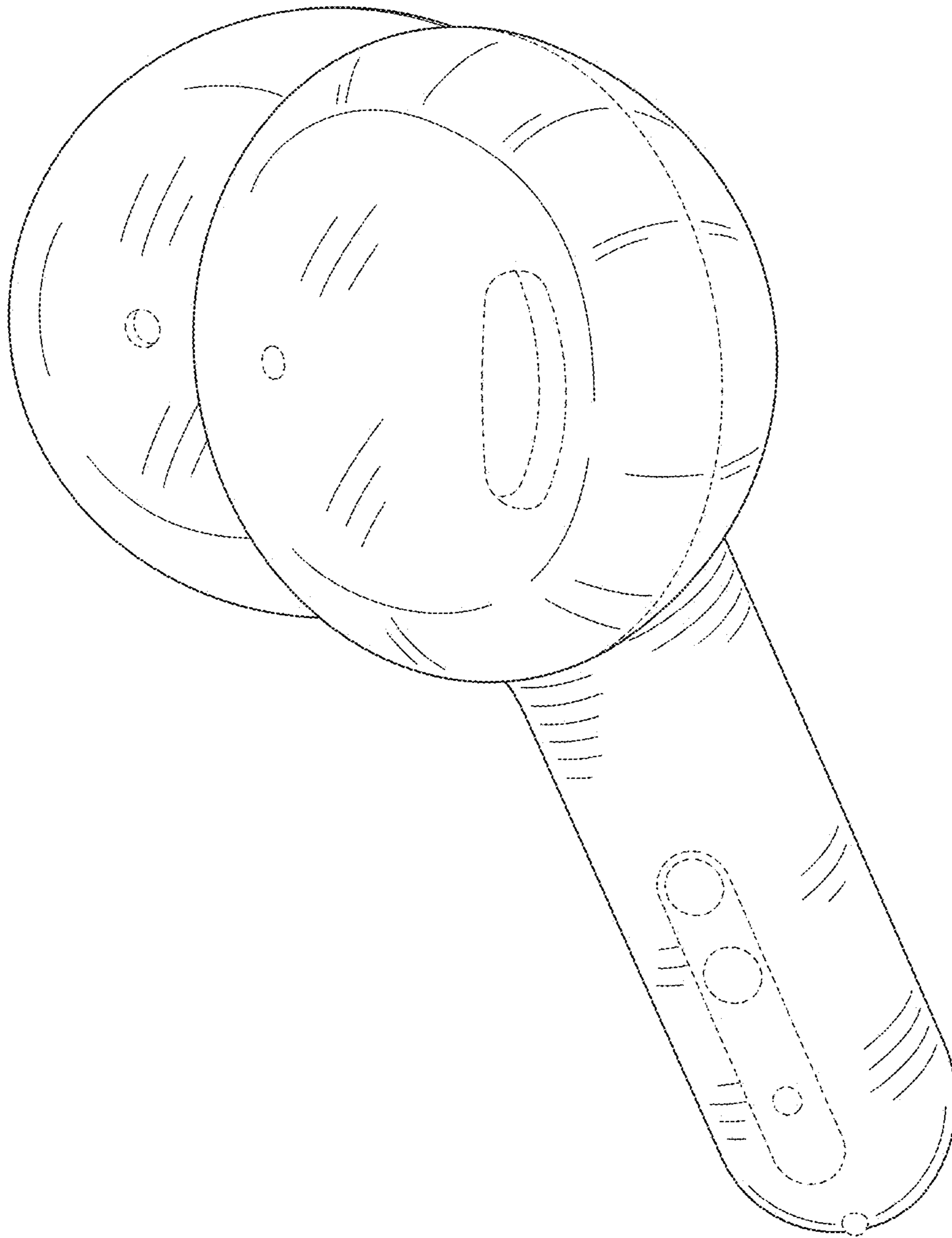


Fig.3

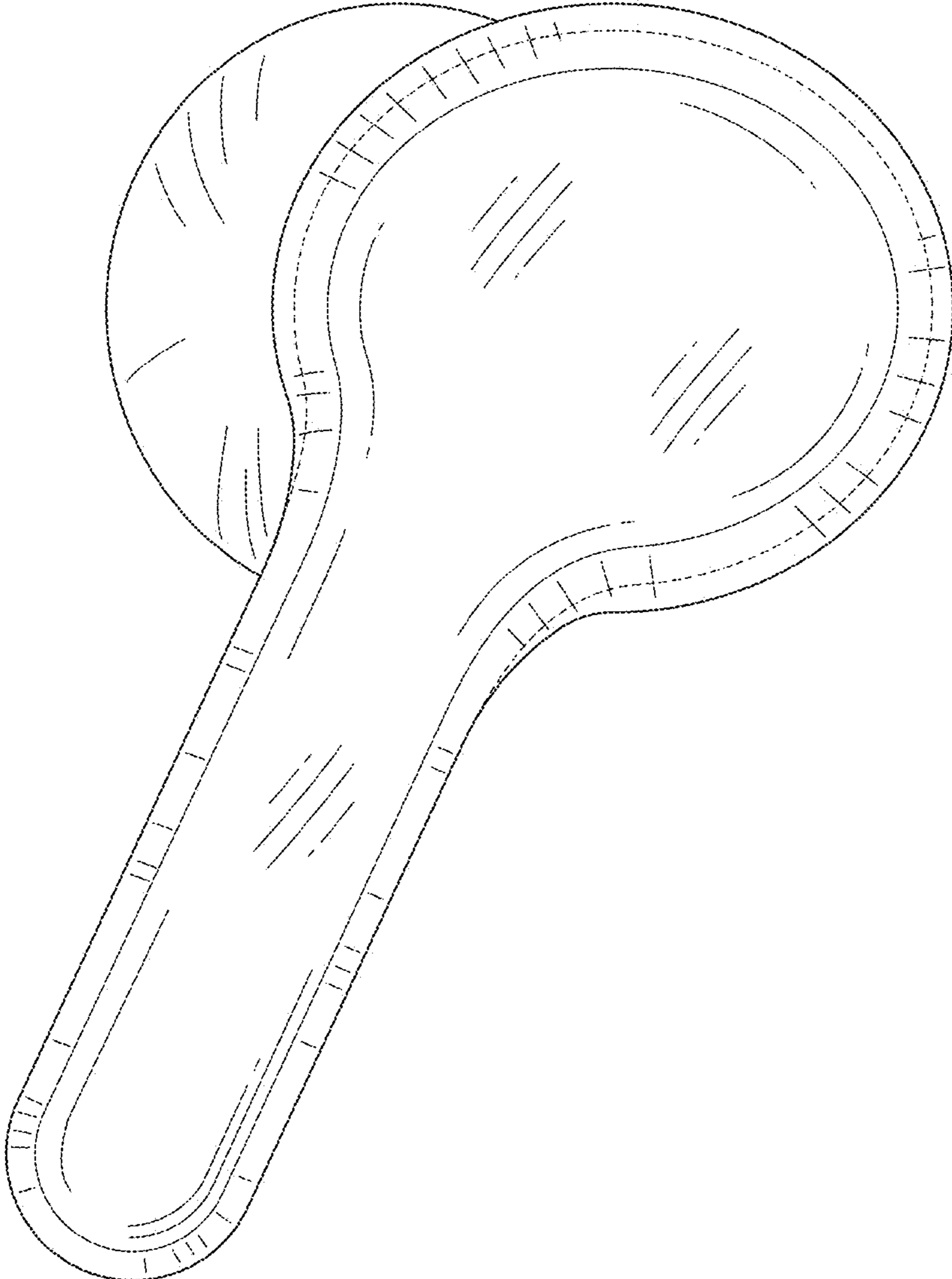


Fig.4

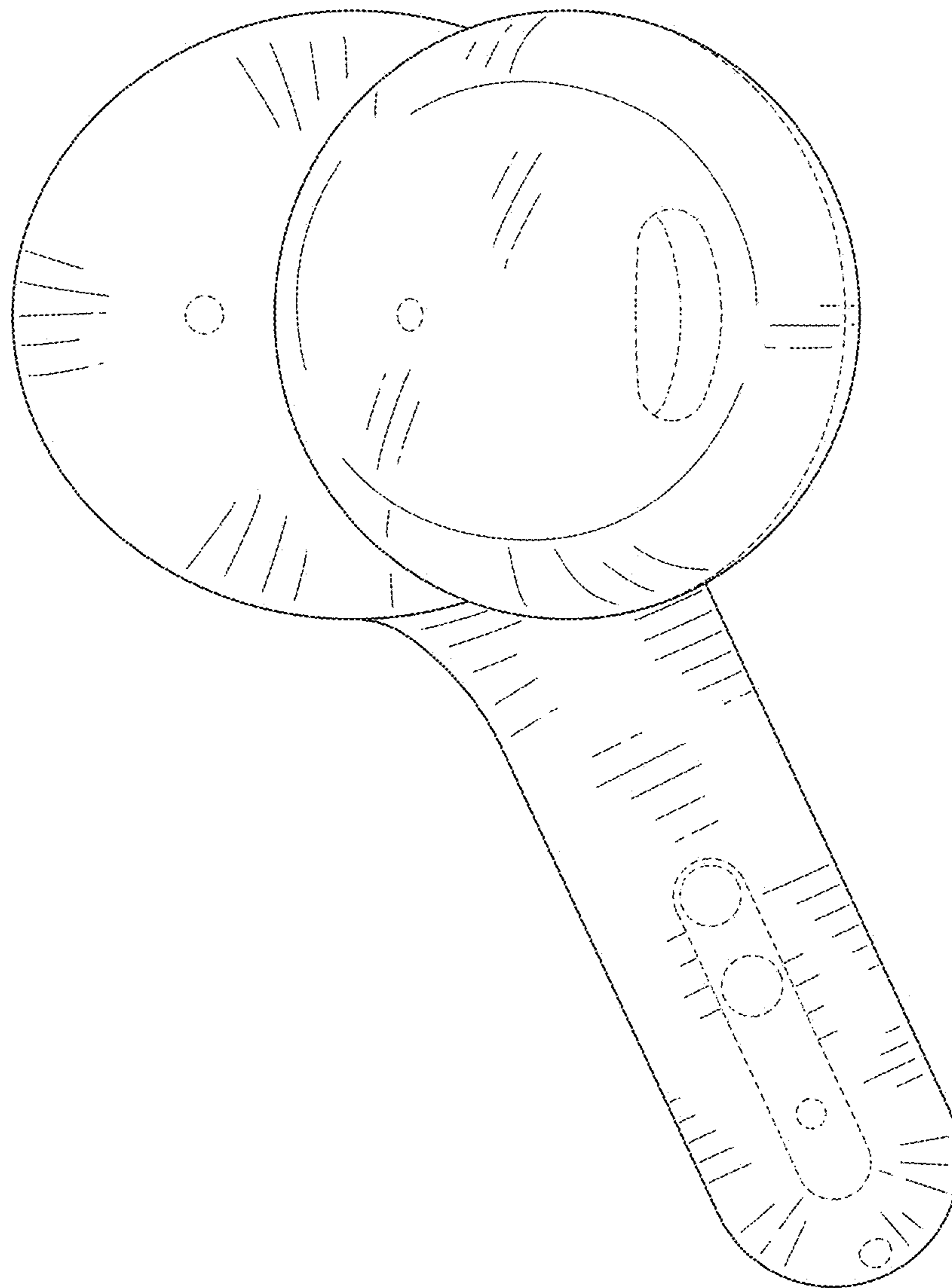


Fig.5

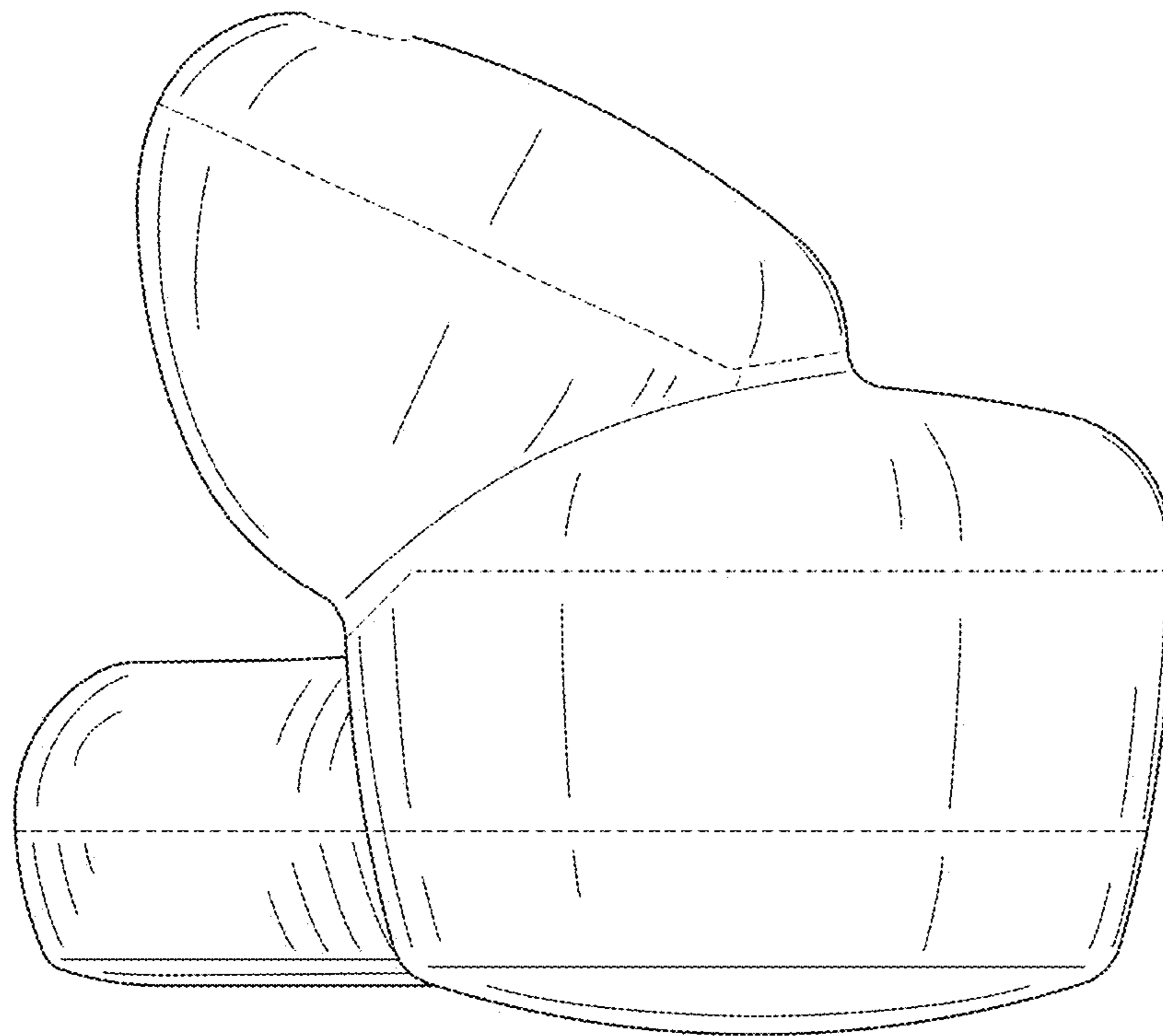


Fig.6

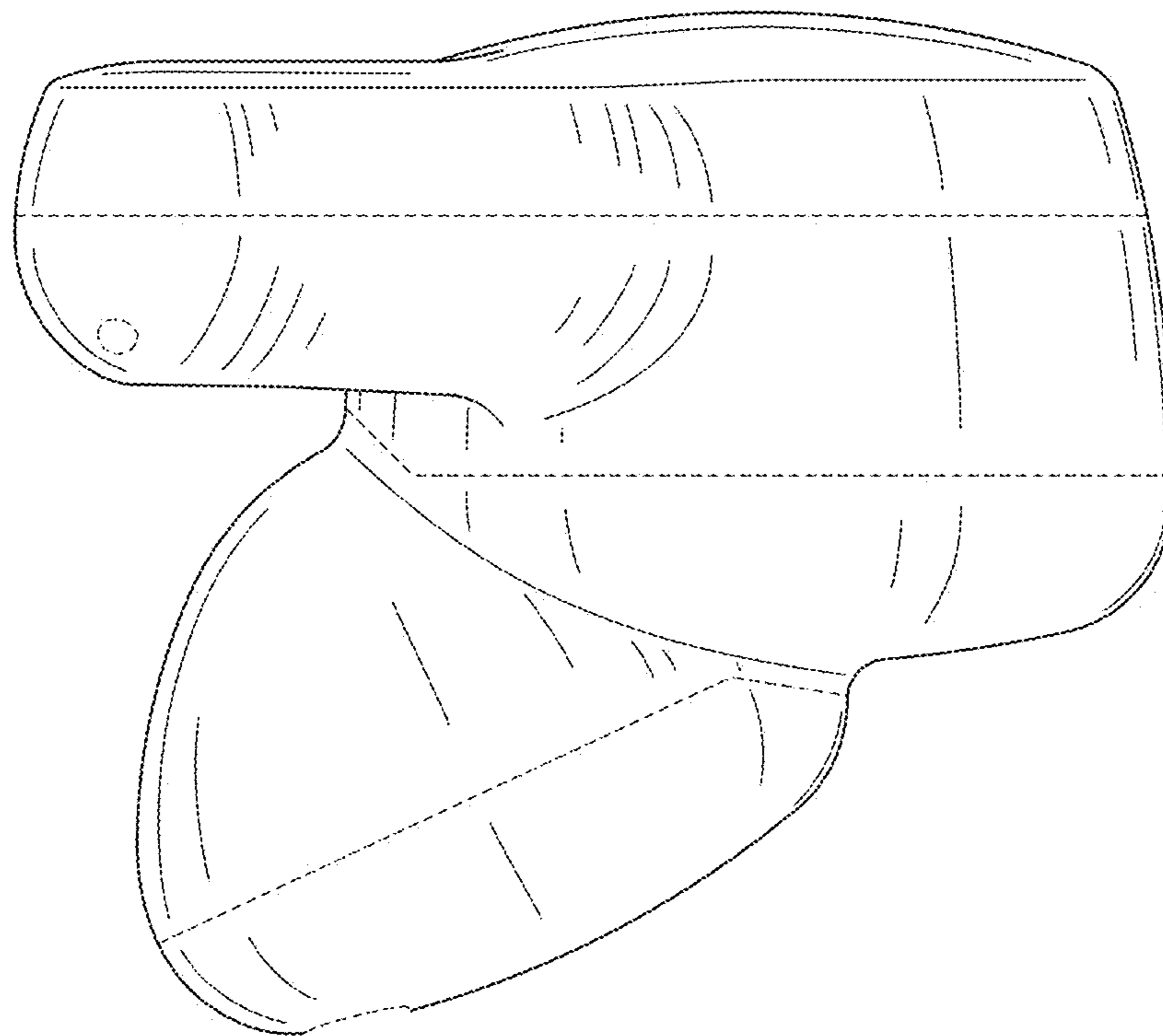




Fig.7

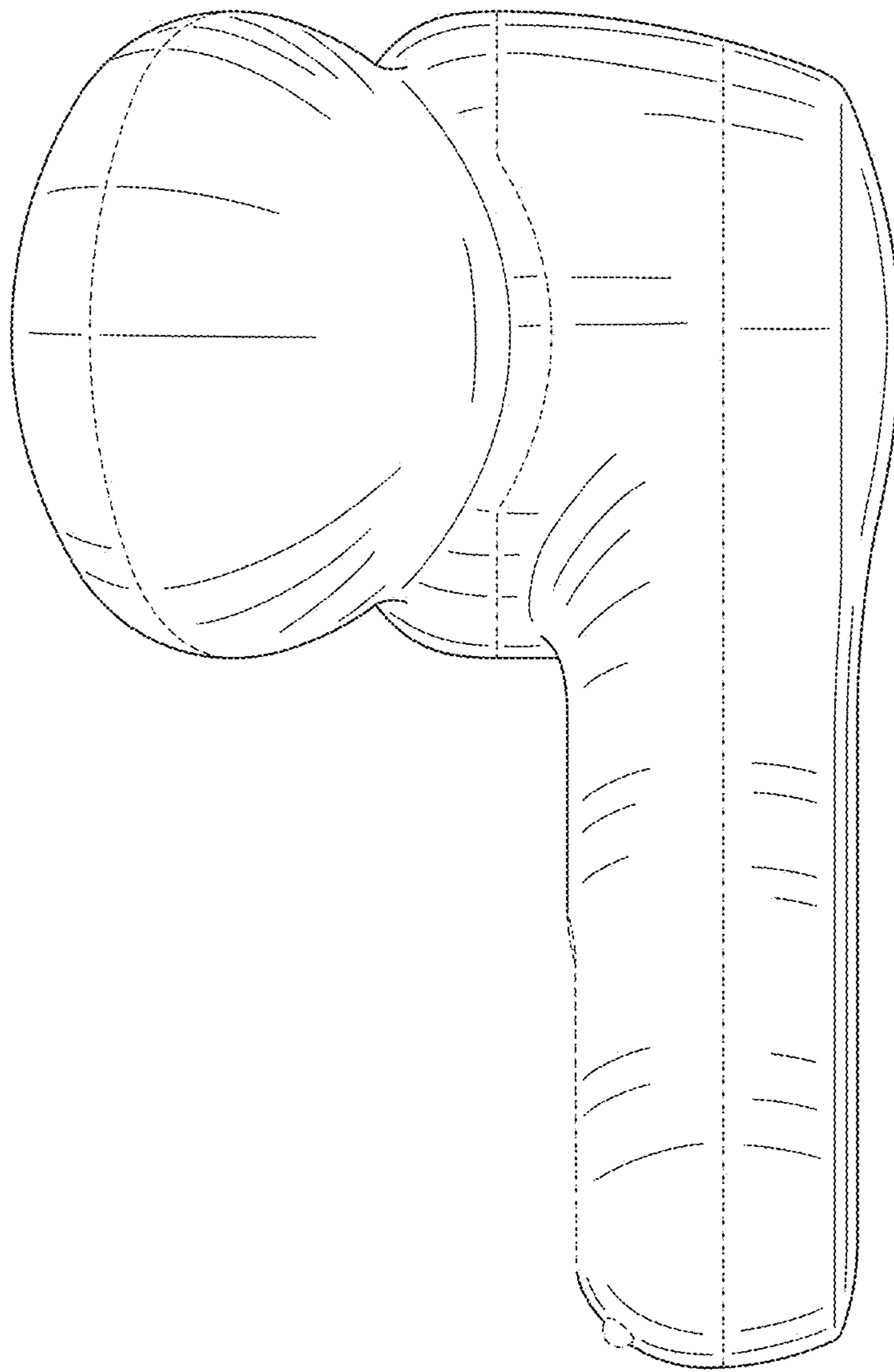


Fig.8

