



US00D976234S

(12) **United States Design Patent**  
**Li et al.**

(10) **Patent No.:** **US D976,234 S**  
(45) **Date of Patent:** **\*\* Jan. 24, 2023**

(54) **SOUNDBAR**  
(71) Applicant: **XINYANG INTERNATIONAL TRADING CO., LTD.**, Shenzhen (CN)  
(72) Inventors: **Qingwei Li**, Shenzhen (CN); **Xiaodong Yu**, Shenzhen (CN); **Yonggang Song**, Shenzhen (CN); **Jianbo Li**, Shenzhen (CN); **Mang Lu**, Shenzhen (CN)

(73) Assignee: **XINYANG INTERNATIONAL TRADING CO., LTD.**, Shenzhen (CN)

(\*\*) Term: **15 Years**

(21) Appl. No.: **29/752,575**

(22) Filed: **Sep. 28, 2020**

(51) **LOC (14) Cl.** ..... **14-01**

(52) **U.S. Cl.**  
USPC ..... **D14/214**

(58) **Field of Classification Search**  
USPC ... D14/167, 188, 204, 209.1, 210, 211, 214, D14/215, 216, 221, 224  
CPC . H04R 1/02; H04R 5/02; H04R 1/025; G10K 11/004  
See application file for complete search history.

(56) **References Cited**

**U.S. PATENT DOCUMENTS**

D715,768 S \* 10/2014 Ryu ..... D14/214  
D760,685 S \* 7/2016 Sugiura ..... D14/204  
D766,873 S \* 9/2016 Washio ..... D14/214  
D774,491 S \* 12/2016 Kim ..... D14/214

D800,693 S \* 10/2017 Sugiura ..... D14/210  
D817,308 S \* 5/2018 Sugiura ..... D14/214  
D826,216 S \* 8/2018 Schoolmeester ..... D14/214  
D831,001 S \* 10/2018 Sugiura ..... D14/214  
D835,605 S \* 12/2018 Schoolmeester ..... D14/214  
D861,642 S \* 10/2019 Werle ..... D14/214  
D877,120 S \* 3/2020 Choi ..... D14/214  
D906,286 S \* 12/2020 Hung ..... D14/214  
D912,012 S \* 3/2021 Kitazawa ..... D14/214

\* cited by examiner

*Primary Examiner* — Khawaja Anwar

*Assistant Examiner* — Megan Tiana Rakos

(74) *Attorney, Agent, or Firm* — Morgan, Lewis & Bockius LLP

(57) **CLAIM**

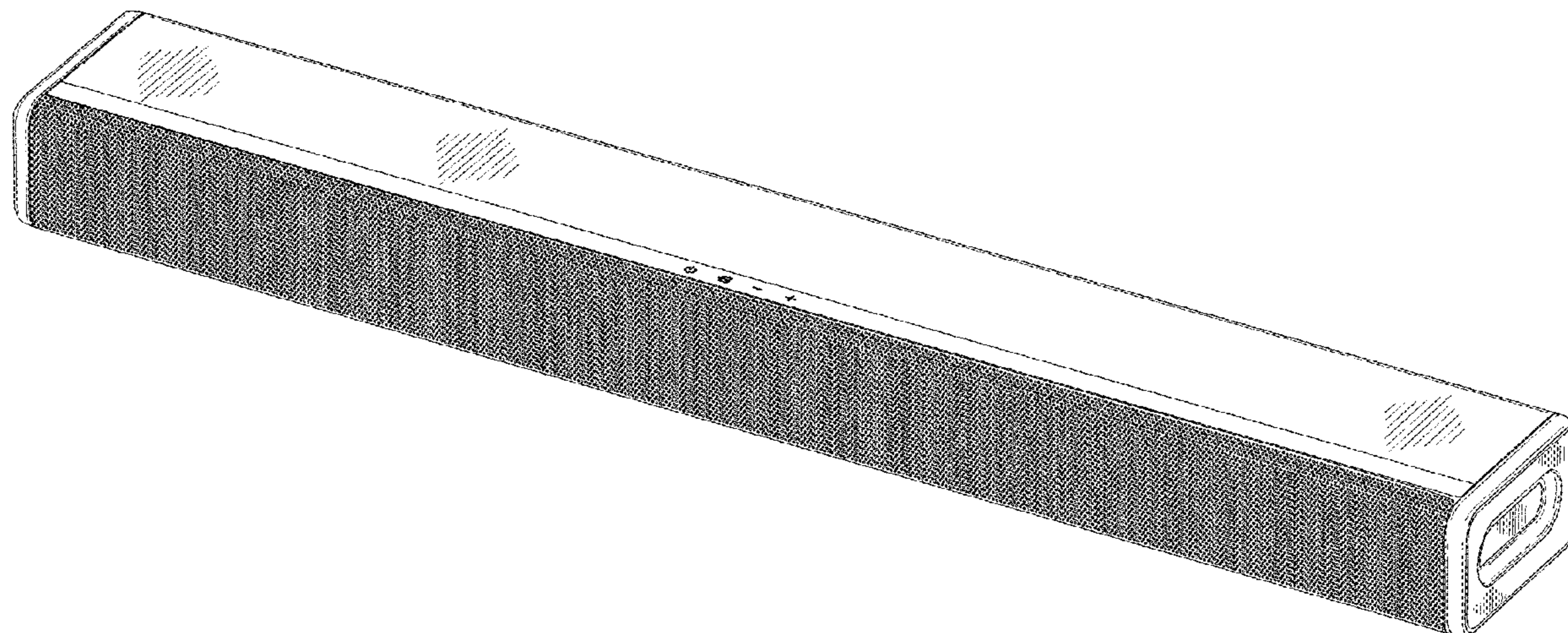
We claim the ornamental design for a soundbar, as shown and described.

**DESCRIPTION**

FIG. 1 is a front perspective view of a soundbar;  
FIG. 2 is a front view thereof;  
FIG. 3 is a rear view thereof;  
FIG. 4 is a right side view thereof;  
FIG. 5 is a left side view thereof;  
FIG. 6 is a top view thereof;  
FIG. 7 is a bottom view thereof; and,  
FIG. 8 is a rear perspective view.

Shading in the drawings is provided to indicate surface contours only and is not a claim for color, as the solid lines define the article for which ornamental design is claimed. The broken lines in the drawings depict portions of the soundbar that form no part of the claimed design.

**1 Claim, 8 Drawing Sheets**



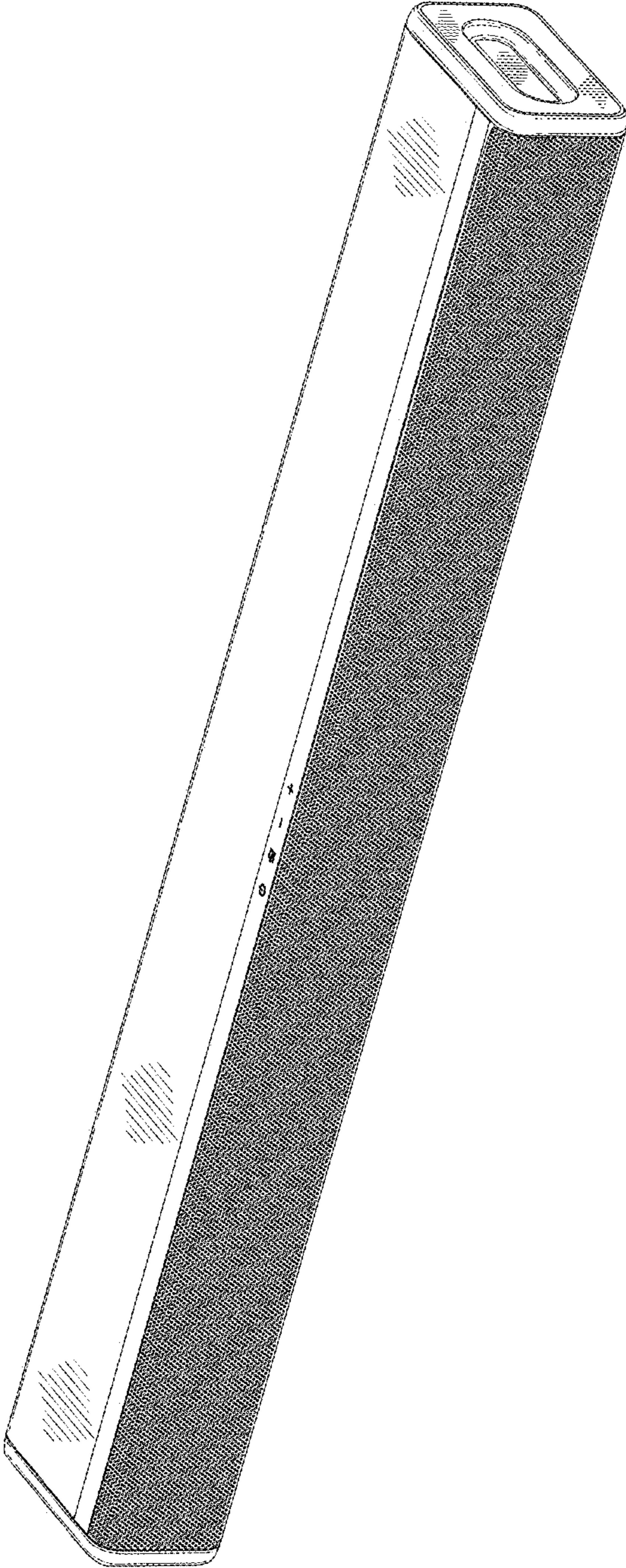


FIG.1




FIG.2




FIG.3

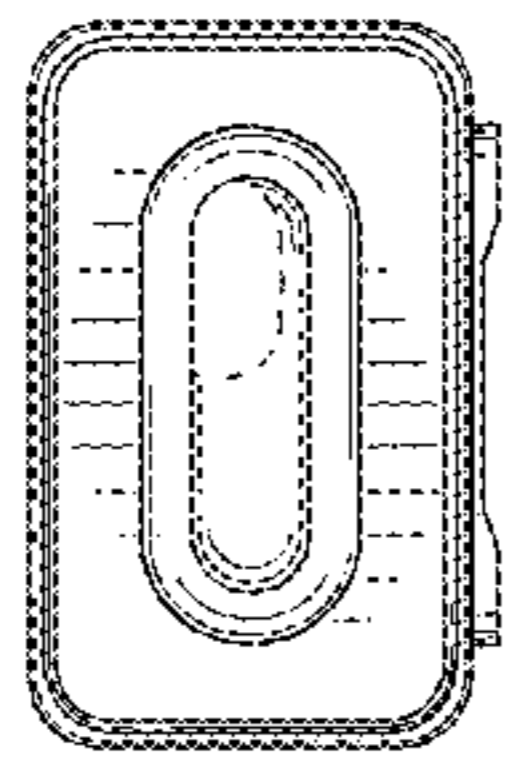


FIG.4

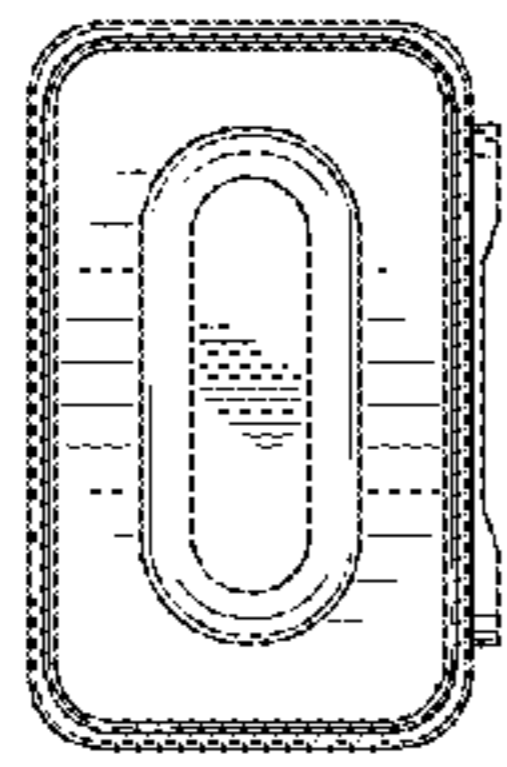


FIG. 5




FIG.6

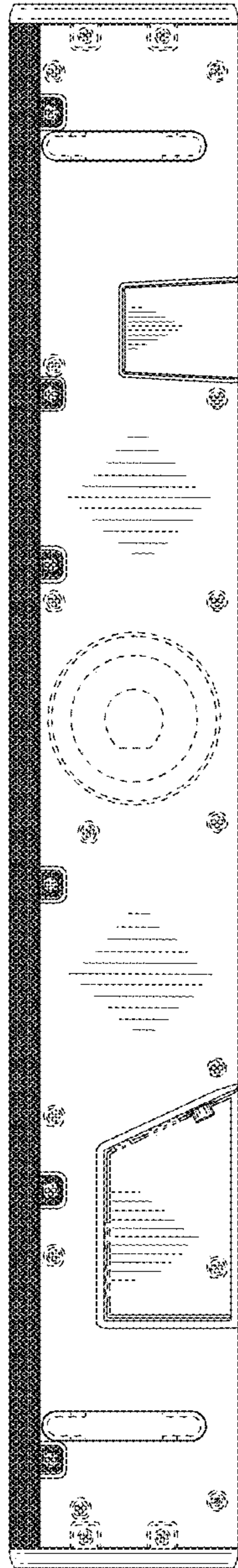


FIG. 7



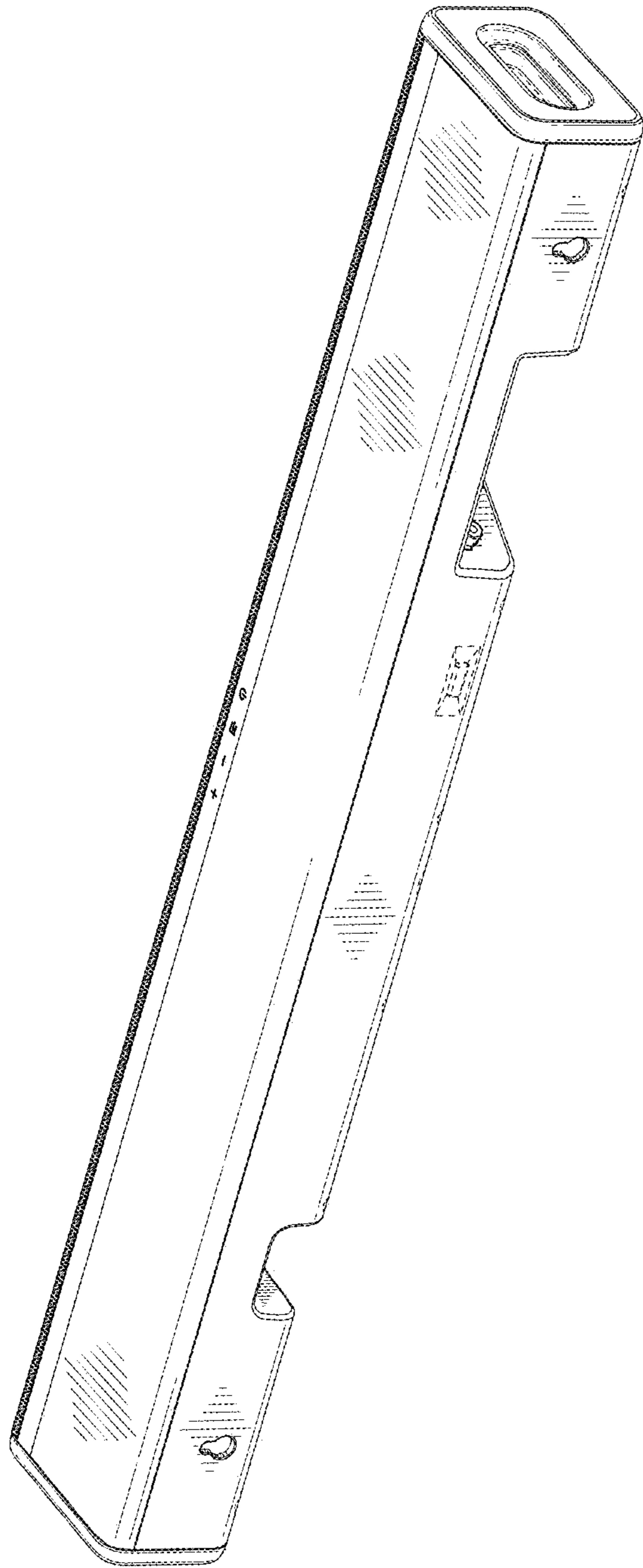


FIG.8