



US00D976228S

(12) **United States Design Patent**  
**Zheng et al.**

(10) **Patent No.:** **US D976,228 S**  
(45) **Date of Patent:** **\*\* Jan. 24, 2023**

- (54) **HEADPHONE BRACKET**
- (71) Applicant: **Anker Innovations Technology Co. Ltd.**, Changsha (CN)
- (72) Inventors: **Wei Zheng**, Shenzhen (CN); **Li Hangyu**, Shenzhen (CN)
- (73) Assignee: **Anker Innovations Technology Co., Ltd.**, Changsha (CN)
- (\*\*) Term: **15 Years**
- (21) Appl. No.: **29/754,649**
- (22) Filed: **Oct. 13, 2020**
- (51) **LOC (14) Cl.** ..... **14-01**
- (52) **U.S. Cl.**  
USPC ..... **D14/205**
- (58) **Field of Classification Search**  
USPC ..... D14/205, 206, 140, 248, 249, 256;  
D29/112; 2/209; 381/380–381, 370,  
381/371, 374  
CPC ..... H04R 25/00; H04R 25/02; H04R 1/1066;  
H04R 1/1016; H04R 5/033; H04R  
5/0335; H04R 1/10; H04R 1/105; H04R  
1/1008; H04R 1/1091  
See application file for complete search history.

(56) **References Cited**

U.S. PATENT DOCUMENTS

- 3,787,899 A \* 1/1974 Krawagna ..... H04R 1/1066  
2/209
- 3,992,720 A \* 11/1976 Nicolinas ..... A42B 3/145  
2/418
- D246,519 S \* 11/1977 Kato ..... D14/205
- 4,133,053 A \* 1/1979 Lundin ..... H04R 1/1058  
2/209
- D254,183 S \* 2/1980 Doodson ..... D14/205
- 4,409,442 A \* 10/1983 Kamimura ..... H04R 5/0335  
381/370

- 4,455,457 A \* 6/1984 Akira ..... H04R 1/1066  
2/209
- 4,499,593 A \* 2/1985 Antle ..... H04R 1/1066  
381/378
- 4,747,145 A \* 5/1988 Wiegel ..... H04R 1/1066  
381/378
- D302,429 S \* 7/1989 Leer ..... D14/206
- 4,875,233 A \* 10/1989 Derhaag ..... H04M 1/05  
379/430
- 4,987,592 A \* 1/1991 Flagg ..... H04R 1/08  
379/430

(Continued)

FOREIGN PATENT DOCUMENTS

- CN 306105539 \* 10/2020
- CN 306273350 \* 1/2021

(Continued)

*Primary Examiner* — Paula Allen Greene

(74) *Attorney, Agent, or Firm* — Banner & Witcoff, Ltd.

(57) **CLAIM**

The ornamental design for a headphone bracket, as shown and described.

**DESCRIPTION**

FIG. 1 is a front perspective view of a headphone bracket showing our new design in a first state; FIG. 2 is a rear perspective view thereof; FIG. 3 is a front view thereof; FIG. 4 is a rear view thereof; FIG. 5 is a left side view thereof; FIG. 6 is a right side view thereof; FIG. 7 is a top view thereof; FIG. 8 is a bottom view thereof; and, FIG. 9 is a front perspective view of the headphone bracket in FIGS. 1-8 shown in a second position. The broken lines depict portions of the headphone bracket that form no part of the claimed design.

**1 Claim, 9 Drawing Sheets**



(56)

References Cited

U.S. PATENT DOCUMENTS

4,999,846 A \* 3/1991 Ball ..... A42B 1/22  
2/418  
5,117,464 A \* 5/1992 Jones ..... H04R 1/1058  
181/129  
5,138,722 A \* 8/1992 Urella ..... H04R 1/1008  
D14/206  
D351,172 S \* 10/1994 Nakamura ..... D14/205  
D376,598 S \* 12/1996 Hayashi ..... D14/206  
5,590,213 A \* 12/1996 Urella ..... H04R 5/0335  
381/385  
5,640,458 A \* 6/1997 Nishiguchi ..... H04R 5/033  
704/229  
5,793,878 A \* 8/1998 Chang ..... H04R 5/0335  
D14/206  
6,678,997 B1 \* 1/2004 Howe ..... A01G 9/028  
47/65.5  
7,388,960 B2 \* 6/2008 Kuo ..... H04R 5/02  
381/384  
D576,604 S \* 9/2008 Suzuki ..... D14/205  
D616,418 S \* 5/2010 Morisawa ..... D14/205  
D633,471 S \* 3/2011 Sugiyama ..... D14/205  
8,098,872 B2 \* 1/2012 Chang ..... H04R 1/1075  
381/370  
D692,853 S \* 11/2013 Nokuo ..... D14/205  
D695,263 S \* 12/2013 Mogili ..... D14/205  
D707,200 S \* 6/2014 Yang ..... H04R 1/1066  
D14/205

D708,164 S \* 7/2014 Ishikura ..... D14/205  
8,818,011 B2 \* 8/2014 Chen ..... H04R 1/1066  
381/370  
D725,630 S \* 3/2015 Nakagawa ..... D14/205  
D732,001 S \* 6/2015 Licht ..... D14/205  
D794,601 S \* 8/2017 Riggs ..... D14/205  
D857,654 S \* 8/2019 Levine ..... D14/205  
D870,066 S \* 12/2019 Lundbäck ..... D14/205  
D944,759 S \* 3/2022 Vaclavik ..... D14/205  
D950,518 S \* 5/2022 Treski ..... D14/205  
D954,019 S \* 6/2022 Shyu ..... D14/205  
2001/0017925 A1 \* 8/2001 Ceravolo ..... H04M 1/05  
381/370  
2006/0027245 A1 \* 2/2006 Spector ..... A45D 8/36  
132/273  
2016/0277828 A1 \* 9/2016 Oh ..... H04R 1/105  
2017/0019728 A1 \* 1/2017 Cochran ..... H04R 1/1091  
2017/0257695 A1 \* 9/2017 Smiechowski ..... H04R 1/1066  
2018/0302708 A1 \* 10/2018 Monaghan ..... H04R 5/0335  
2019/0037300 A1 \* 1/2019 Wang ..... H04R 1/1066  
2020/0029145 A1 \* 1/2020 Kamimura ..... H04R 1/1066  
2020/0280801 A1 \* 9/2020 Andersen ..... H04R 1/1075  
2021/0051390 A1 \* 2/2021 He ..... H04R 1/1066  
2021/0084401 A1 \* 3/2021 Smiechowski ..... H04R 1/1041  
2022/0095028 A1 \* 3/2022 Tseng ..... H04R 1/1066

FOREIGN PATENT DOCUMENTS

EM 007437306-0001 \* 12/2019  
TW 210734-0001 \* 12/2019

\* cited by examiner

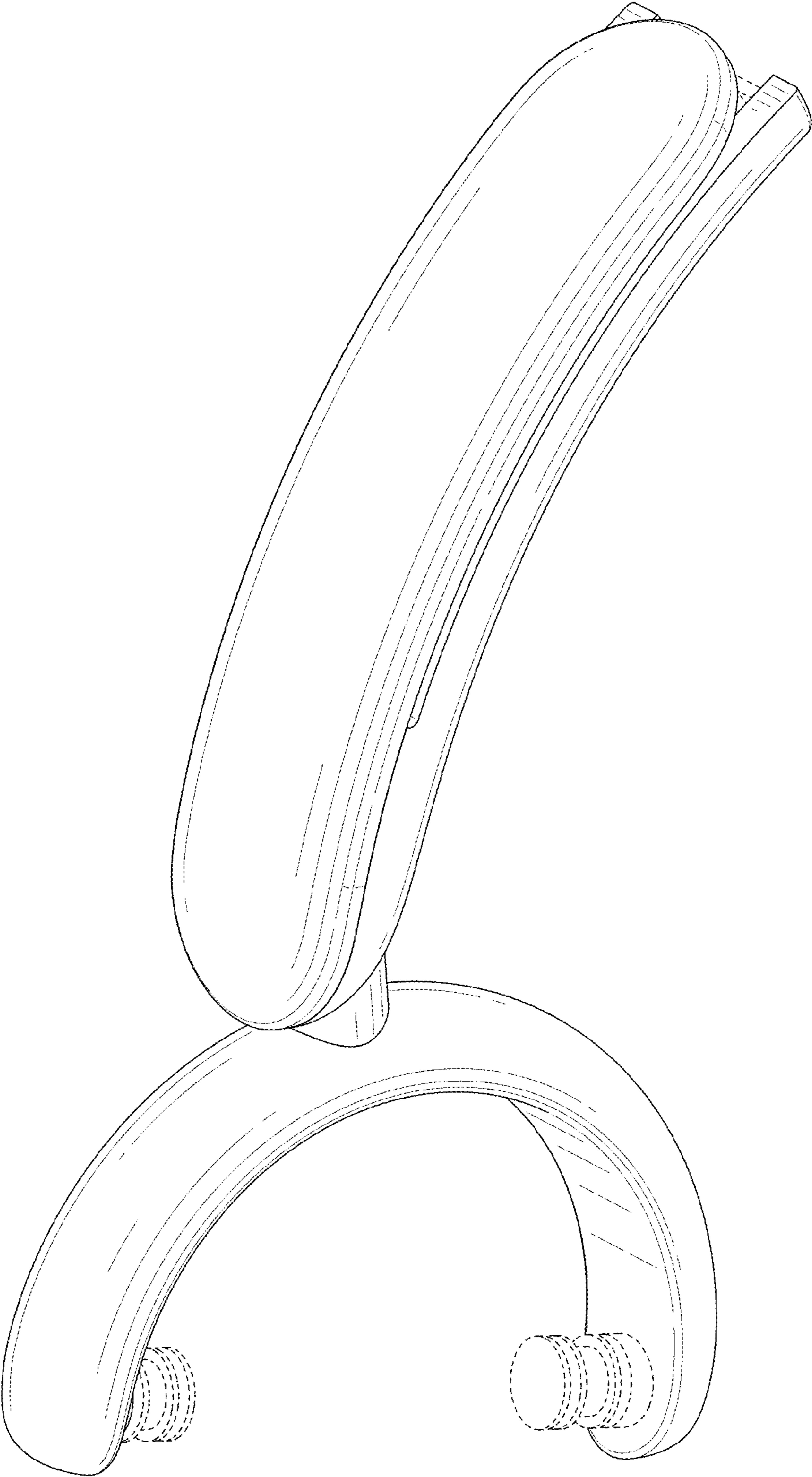


FIG. 1



FIG. 2



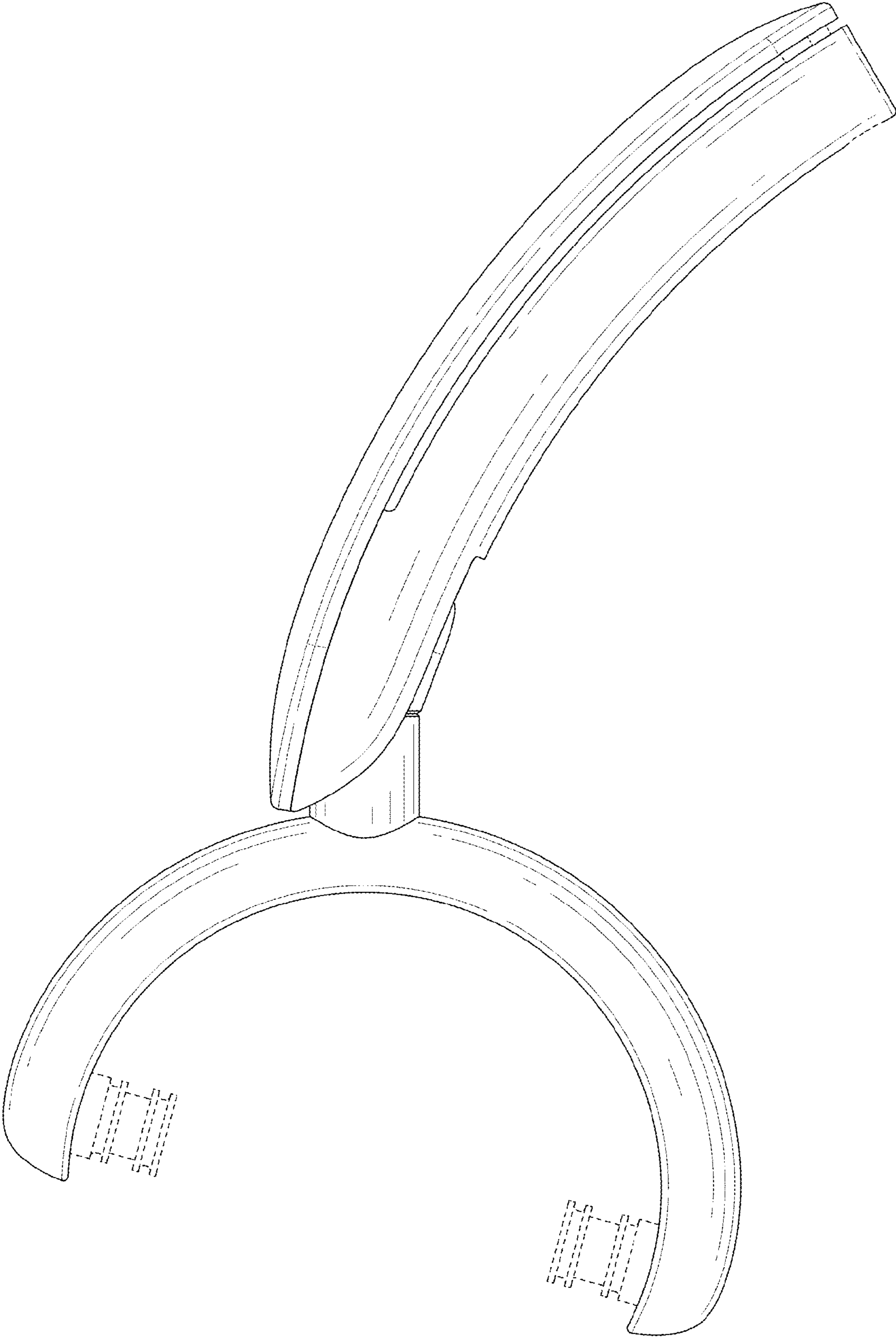


FIG. 3

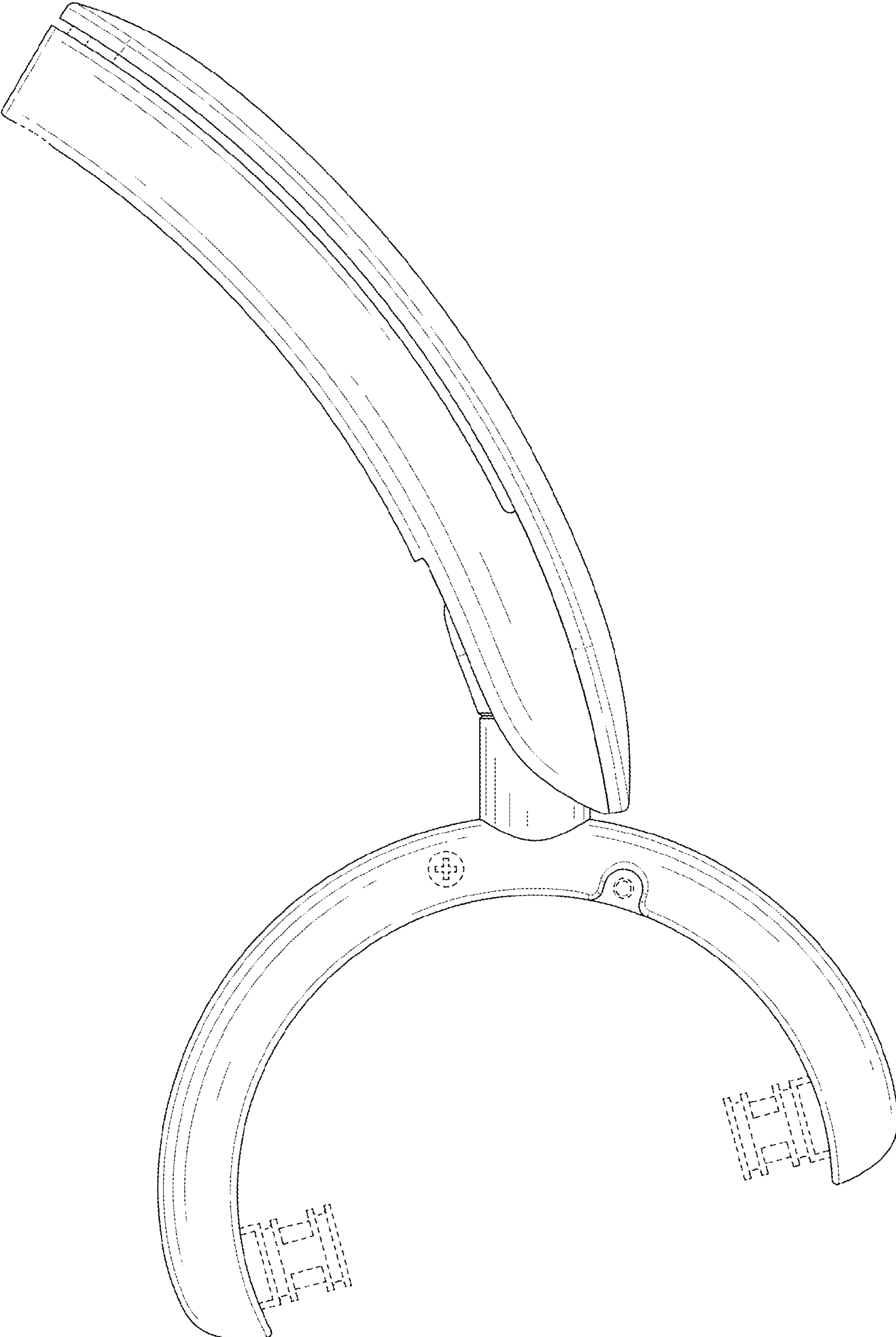


FIG. 4

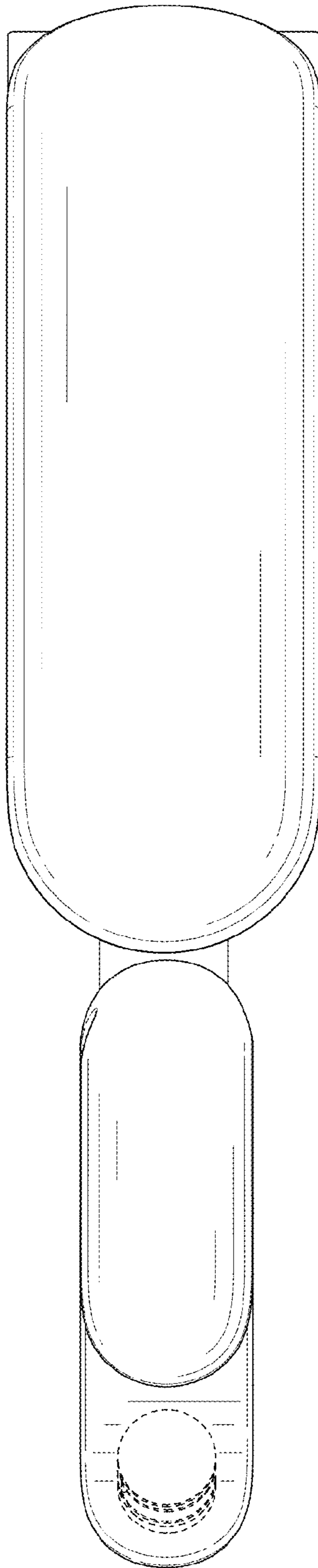


FIG. 5

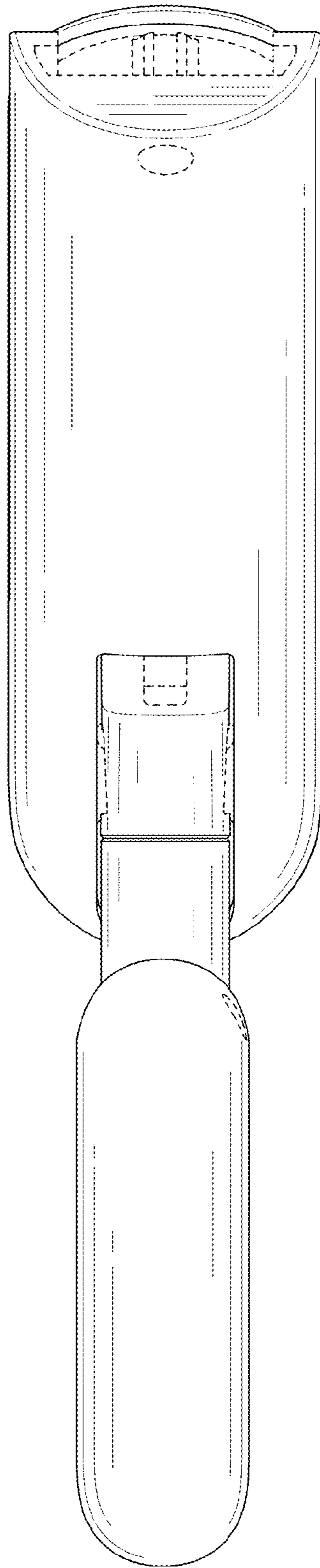


FIG. 6






FIG. 7

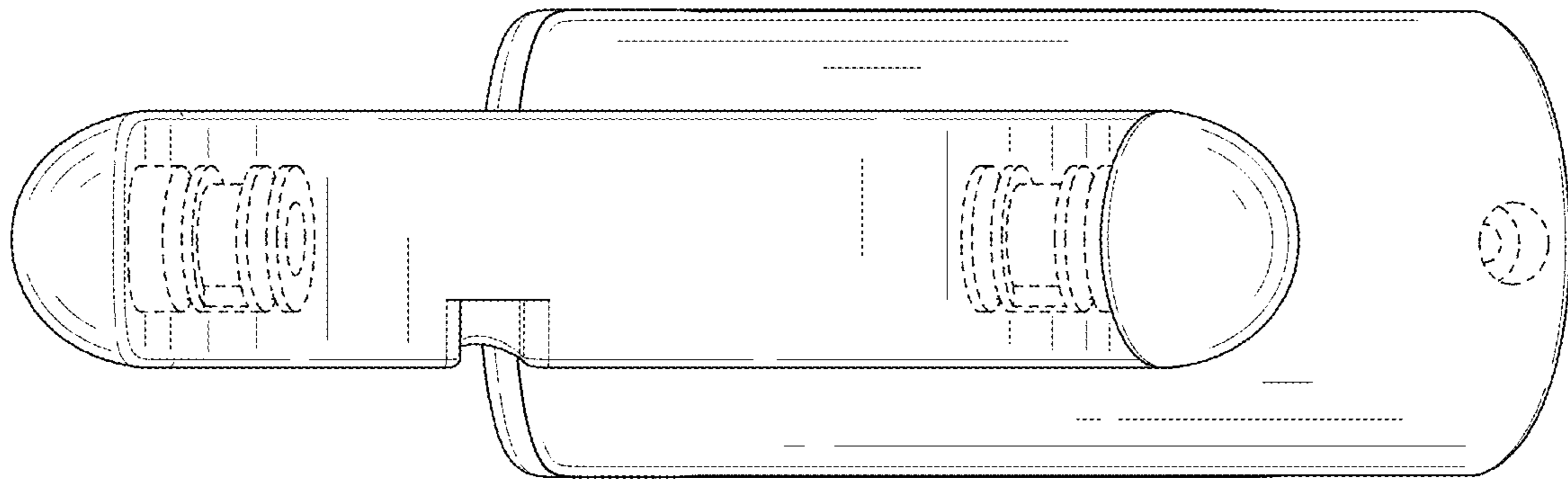


FIG. 8

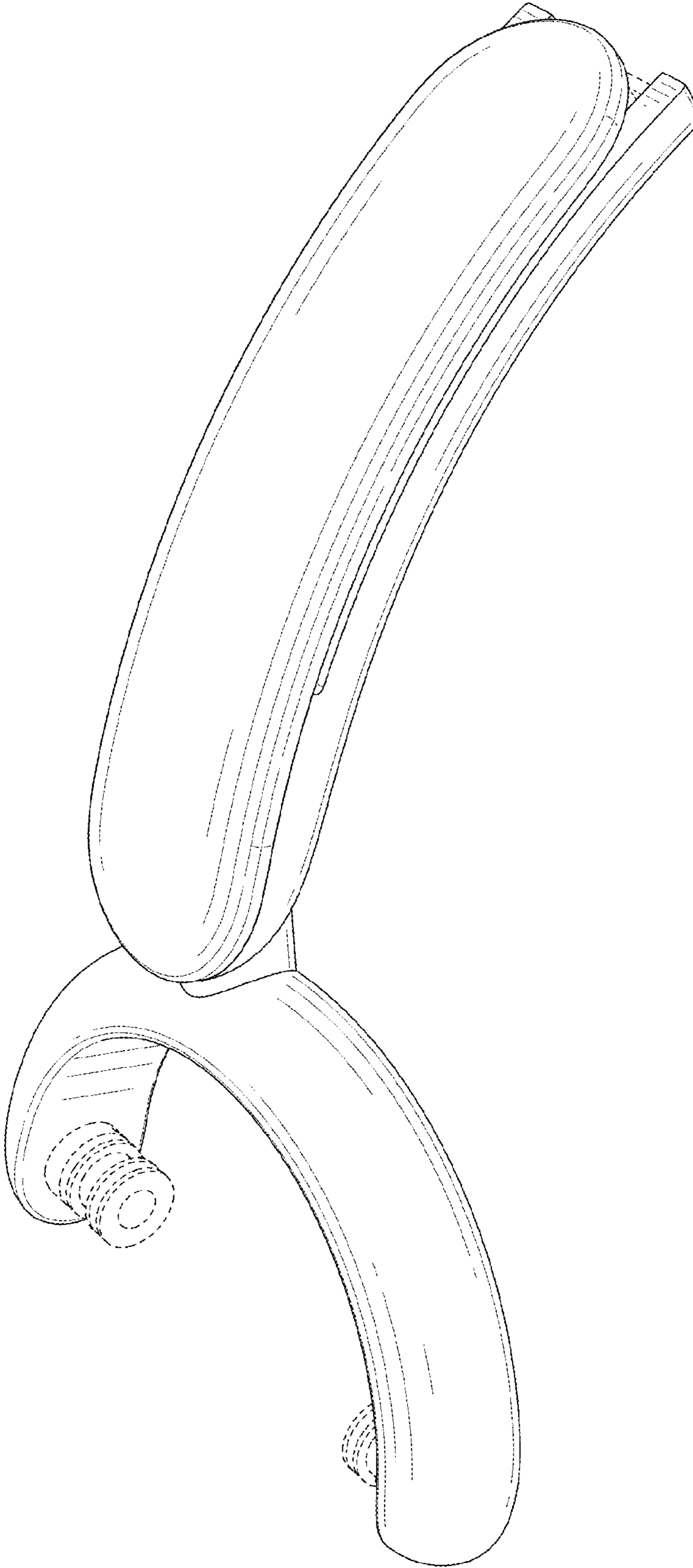


FIG. 9