



US00D976194S

(12) **United States Design Patent**
Lenepveu et al.

(10) **Patent No.:** **US D976,194 S**
(45) **Date of Patent:** **** Jan. 24, 2023**

- (54) **TIRE**
- (71) Applicant: **COMPAGNIE GENERALE DES ETABLISSEMENTS MICHELIN**, Clermont-Ferrand (FR)
- (72) Inventors: **Christelle Lenepveu**, Clermont-Ferrand (FR); **Stéphane Montzieux**, Clermont-Ferrand (FR); **Franck Nugier**, Clermont-Ferrand (FR); **Olivier Ropars**, Clermont-Ferrand (FR)
- (73) Assignee: **Compagnie Generale Des Etablissements Michelin**, Clermont-Ferrand (FR)

D732,463 S *	6/2015	Petr	D12/579
D767,474 S *	9/2016	Reim	D12/579
D791,681 S *	7/2017	Zhang	D12/501
D795,795 S *	8/2017	Robbins	D12/605
D806,004 S *	12/2017	Ropars	D12/508
D816,596 S *	5/2018	Schimmoller	D12/579
D832,197 S *	10/2018	Guo	D12/579
D844,547 S *	4/2019	Sakamoto	D12/900
D867,270 S *	11/2019	Dixon	D12/579
D879,021 S *	3/2020	Bonifas	D12/579
D879,024 S *	3/2020	Thieman	D12/900
D880,404 S *	4/2020	Ropars	D12/900
D895,535 S *	9/2020	Jiang	D12/605
D908,078 S *	1/2021	Chang	D12/579
D934,785 S *	11/2021	Wang	D12/579
D943,501 S *	2/2022	Geng	D12/579

* cited by examiner

(**) Term: **15 Years**

Primary Examiner — John A Voytek

(21) Appl. No.: **29/763,066**

(74) *Attorney, Agent, or Firm* — Dickinson Wright PLLC

(22) Filed: **Dec. 21, 2020**

(57) **CLAIM**

(30) **Foreign Application Priority Data**

The ornamental design for a tire, as shown and described.

Jun. 24, 2020 (EM) 008021281

(51) **LOC (14) Cl.** **12-15**

(52) **U.S. Cl.**
USPC **D12/579**

(58) **Field of Classification Search**
USPC D12/568–605, 900
CPC Y10T 152/10027; B60C 1/0016; B60C 11/0306; B60C 11/0302; B60C 3/06; B60C 9/17
See application file for complete search history.

DESCRIPTION

(56) **References Cited**

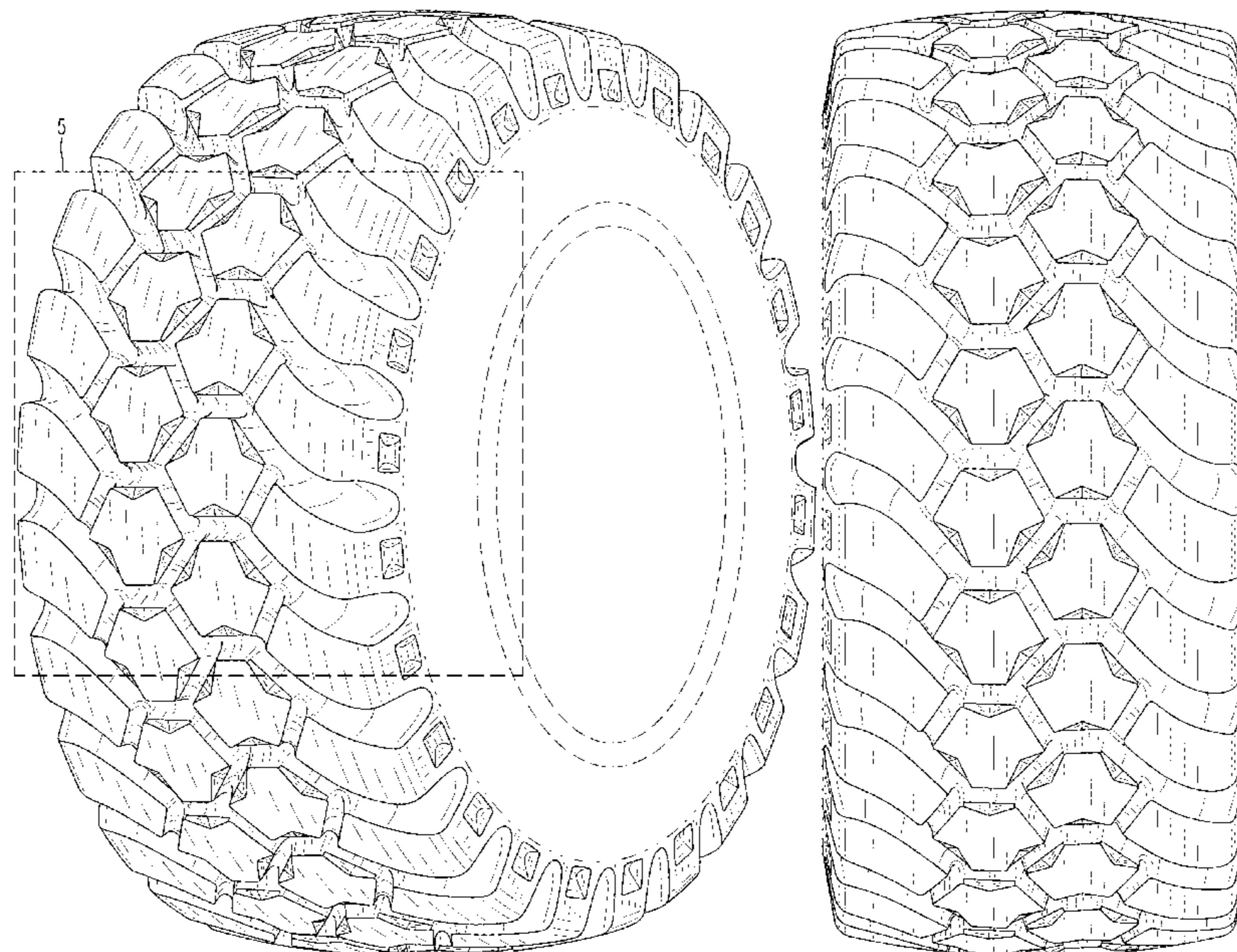
FIG. 1 is a perspective view of the tire of our design; FIG. 2 is a front elevation view of the tire of our design; FIG. 3 is a side elevation view of the tire of our design; FIG. 4 is a side elevation view of the tire of our design, taken from the opposite side of that shown in FIG. 3; and, FIG. 5 is an enlarged, partial view of the tire of our design, as indicated by the break lines at the top and bottom of the drawing.

U.S. PATENT DOCUMENTS

The dash-dot-dot-dash lines define the boundaries of the claim. The broken line disclosure in the drawings depicts environmental subject matter forming no part of the claimed design. The tread pattern repeats over the circumferential surface of the tread.

D610,071 S *	2/2010	Song	D12/579
D720,284 S *	12/2014	Lo	D12/579

1 Claim, 5 Drawing Sheets



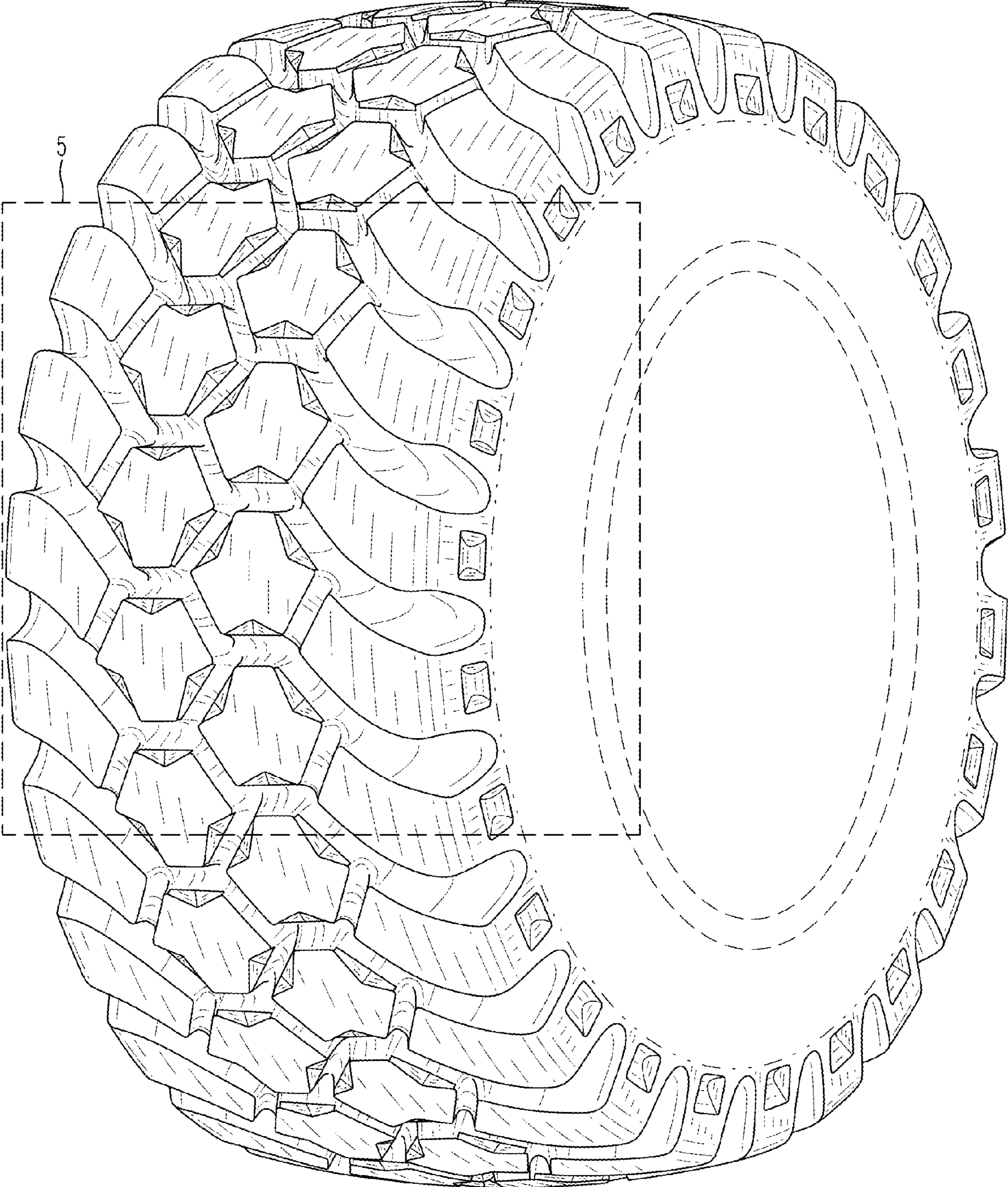


FIG. 1

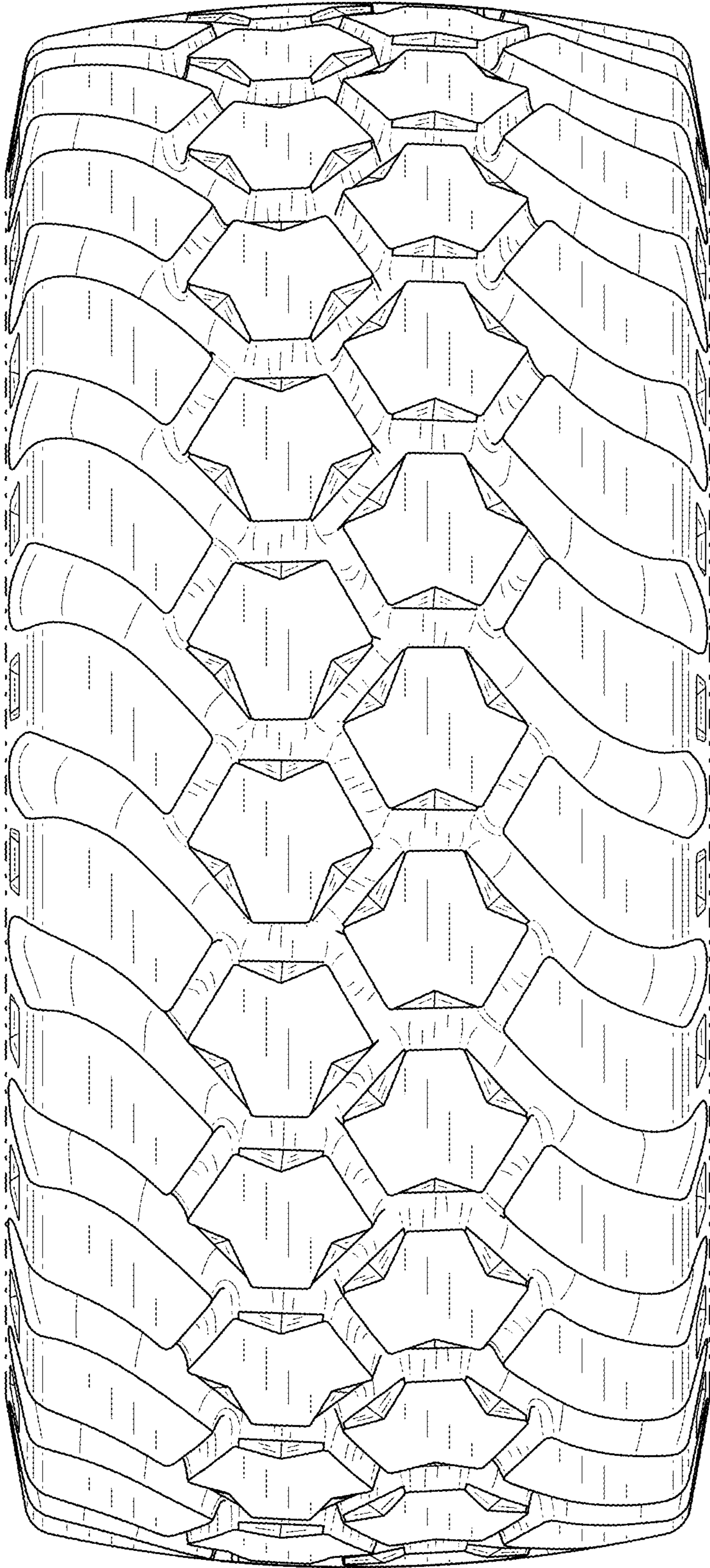


FIG. 2




FIG. 3




FIG. 4

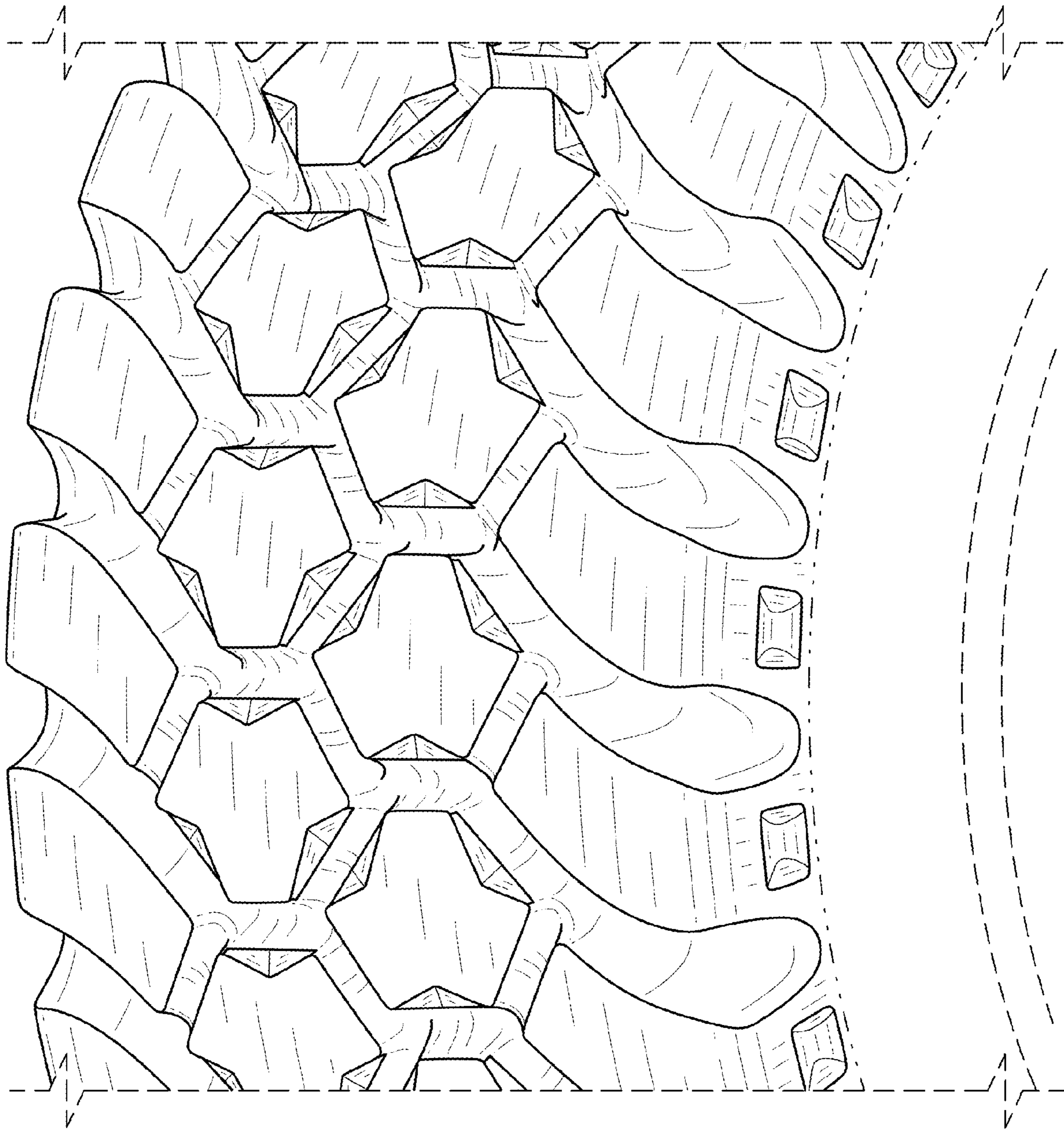


FIG. 5