



US00D976193S

(12) **United States Design Patent**
Lentine et al.

(10) **Patent No.:** **US D976,193 S**
(45) **Date of Patent:** **** Jan. 24, 2023**

(54) **BULKHEAD FOR A VEHICLE**
(71) Applicant: **WERNER CO.**, West Middlesex, PA (US)
(72) Inventors: **Tek Lentine**, Cary, IL (US); **Peter Edwards**, St. Charles, IL (US); **Maynard Payumo**, Parma, OH (US); **William Eugene Rabbitt**, Chesterland, OH (US); **Vikki Nowak**, Cleveland Heights, OH (US); **Robert Soreo**, Cleveland Heights, OH (US)

7,214,016 B2 5/2007 Nelson et al.
7,318,614 B2 1/2008 Steiger et al.
D566,649 S 4/2008 Panasewicz et al.
D567,742 S 4/2008 Spater et al.
7,909,379 B2 3/2011 Winget et al.
3,056,960 A1 11/2011 Brown
8,117,972 B2 2/2012 Winget et al.

(Continued)

FOREIGN PATENT DOCUMENTS

CN 204937062 U 1/2016
DE 102006005497 A1 8/2007

(Continued)

(73) Assignee: **WERNER CO.**, Greenville, PA (US)

(**) Term: **15 Years**

(21) Appl. No.: **29/829,240**

(22) Filed: **Mar. 3, 2022**

Related U.S. Application Data

(62) Division of application No. 29/682,085, filed on Mar. 1, 2019.

(51) **LOC (14) Cl.** **12-16**

(52) **U.S. Cl.**
USPC **D12/426**

(58) **Field of Classification Search**
USPC D12/426, 400, 406, 415-420, 424, 425
CPC B60R 16/04; B63B 17/00; B63B 7/085;
B63B 25/00

See application file for complete search history.

(56) **References Cited**

U.S. PATENT DOCUMENTS

5,246,261 A 9/1993 McCormack
D392,938 S 3/1998 Sylvester
D393,622 S 4/1998 Goertzen
5,887,928 A 3/1999 Fenske
6,474,713 B1 11/2002 Ruck et al.
6,793,273 B1 9/2004 Tuerk

OTHER PUBLICATIONS

Model 96101-3-01 Window Bulkhead, Full-Size, Ford, GM, Weatherguard, Jan. 1, 2018.

(Continued)

Primary Examiner — Katrina A Betton

(74) *Attorney, Agent, or Firm* — McDonnell Boehnen Hulbert & Berghoff LLP

(57) **CLAIM**

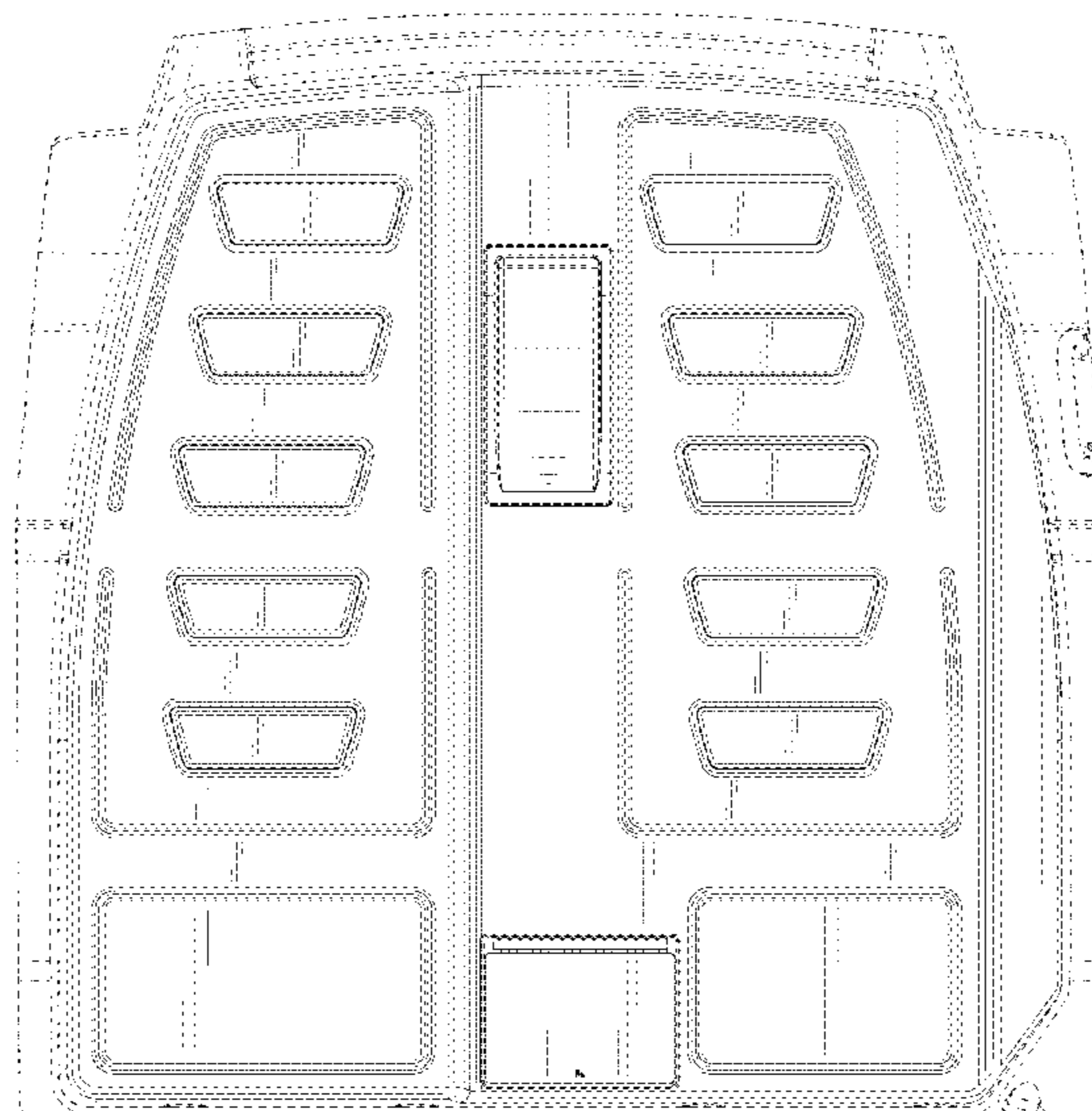
The ornamental design for a bulkhead for a vehicle, as shown and described.

DESCRIPTION

FIG. 1 is a bulkhead for a vehicle in a perspective view;
FIG. 2 is a front view thereof;
FIG. 3 is a rear view thereof;
FIG. 4 is a right side view thereof;
FIG. 5 is a left side view thereof;
FIG. 6 is a top view thereof; and,
FIG. 7 is a bottom view thereof.

The even broken lines are included for the purpose of illustrating portions of the bulkhead that form no part of the claimed design.

1 Claim, 5 Drawing Sheets



(56)

References Cited

FOREIGN PATENT DOCUMENTS

U.S. PATENT DOCUMENTS

8,424,944 B2 * 4/2013 Rori B60R 21/026
 296/193.07
 8,833,831 B2 9/2014 Manzke, Jr.
 9,004,567 B2 * 4/2015 Gerhardt B60P 3/423
 296/24.43
 D729,723 S 5/2015 Reed
 9,120,572 B2 9/2015 Wilkinson et al.
 9,162,766 B2 10/2015 Saint-Jalmes et al.
 9,469,229 B2 * 10/2016 Setina B62D 27/00
 9,517,743 B2 12/2016 Mochizuki et al.
 9,643,477 B2 5/2017 Mochizuki et al.
 D796,422 S 9/2017 Hodges
 9,937,889 B2 4/2018 Richter
 D899,347 S 10/2020 Baker
 D909,285 S * 2/2021 Baker D12/426
 D924,785 S 7/2021 Mamo et al.
 D940,057 S * 1/2022 Guo D12/425
 D942,366 S * 2/2022 Liang D12/425
 D944,718 S * 3/2022 Lee D12/426
 2016/0332718 A1 11/2016 Guering
 2017/0355338 A1 * 12/2017 Paunov B60R 21/026
 2018/0194472 A1 7/2018 Tremblay et al.

EP 2616284 B1 8/2015
 EP 3378708 A1 9/2018
 FR 2892358 A1 4/2007
 FR 2983793 A1 6/2013
 FR 3021272 B1 5/2016
 GB 2101941 A 1/1983
 GB 2231543 A 11/1990
 KR 200158316 Y1 10/1999
 KR 100992744 B1 11/2010
 WO 00/20259 A1 4/2000
 WO 2010/055336 A1 5/2010
 WO 2016/207792 A1 12/2016
 WO 2018051314 A1 3/2018

OTHER PUBLICATIONS

Ranger Design, Installation Guide, 3068-RP Straight Partition Promaster
 (Sliding Door, Aluminum), Jan. 1, 2018.

* cited by examiner

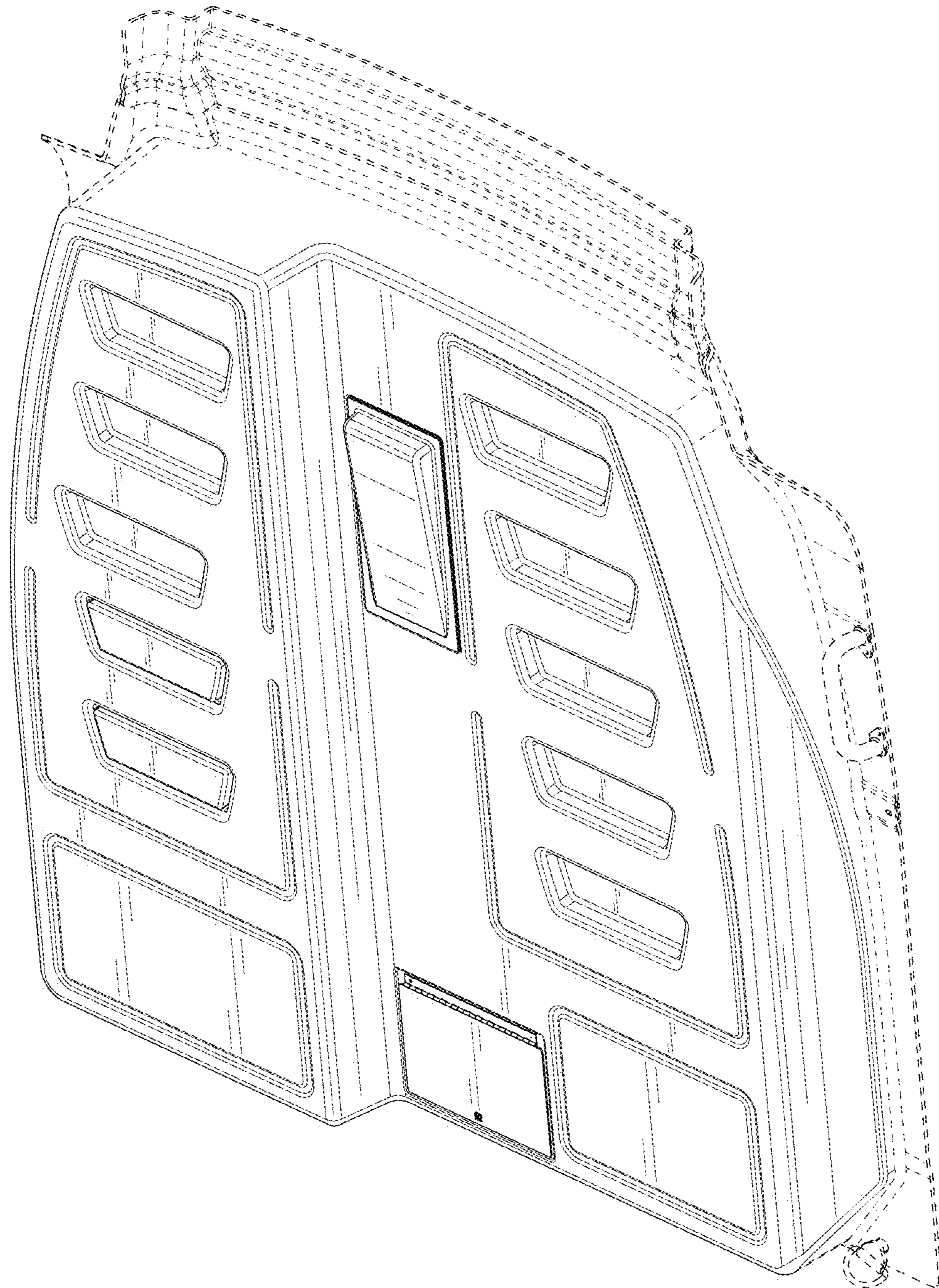


FIG. 1

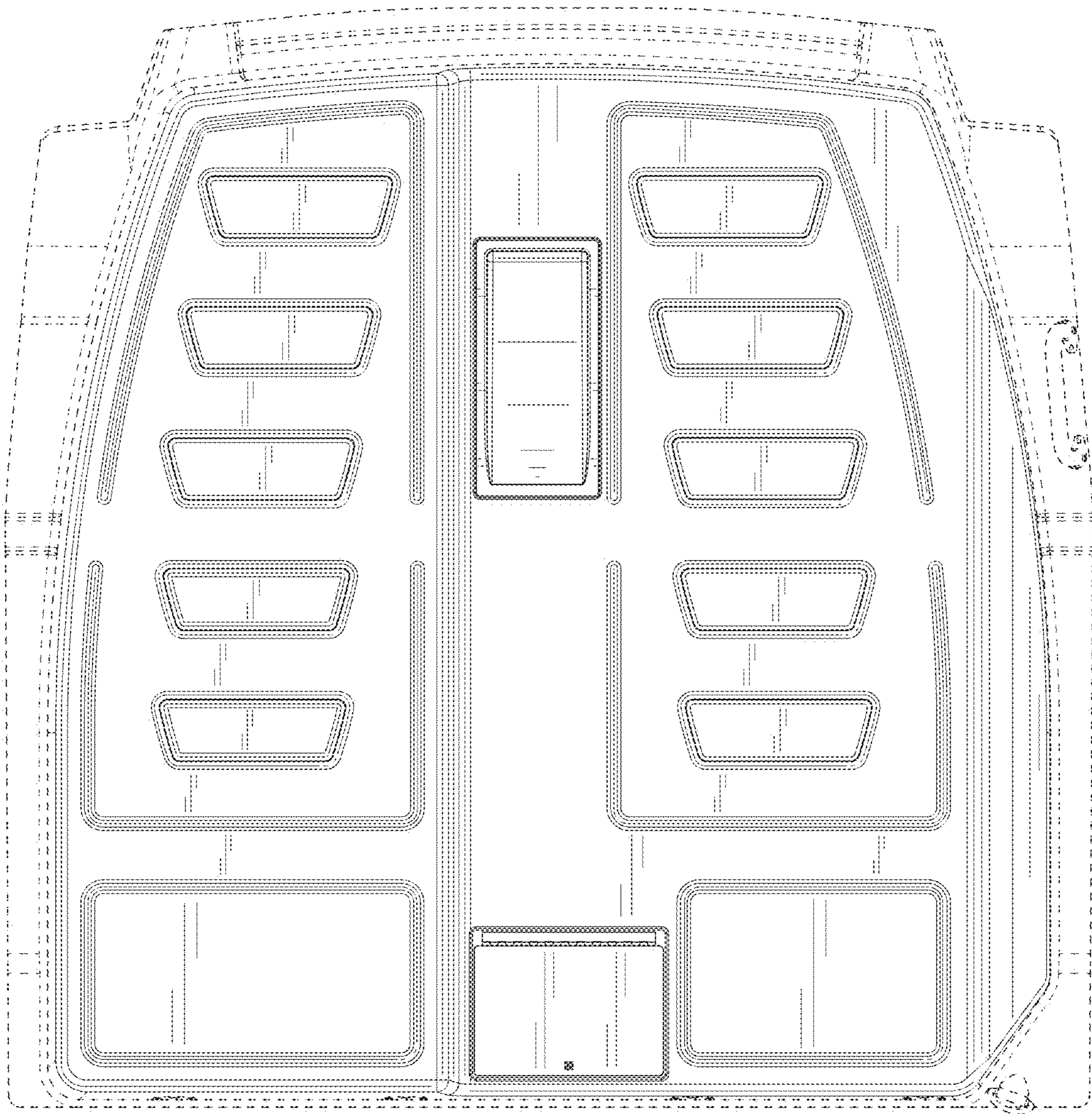


FIG. 2



FIG. 3

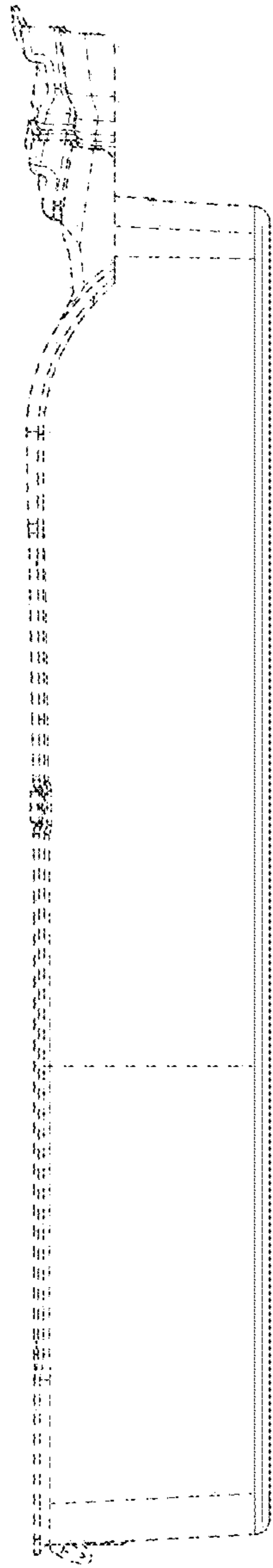


FIG. 4




FIG. 5

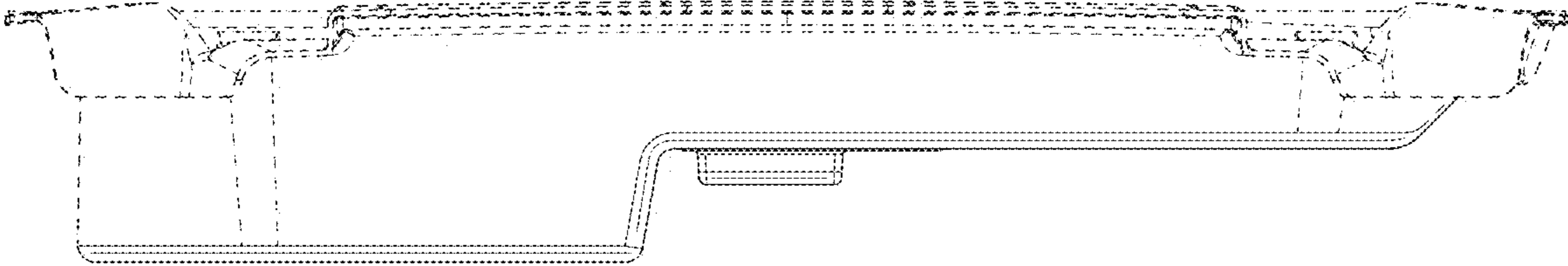


FIG. 6

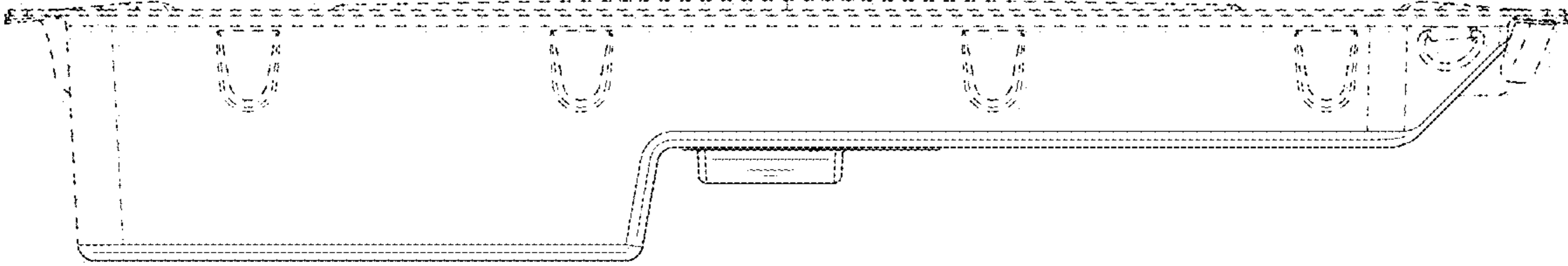


FIG. 7