



US00D976187S

(12) **United States Design Patent**
Hans et al.

(10) **Patent No.:** **US D976,187 S**
(45) **Date of Patent:** **** Jan. 24, 2023**

(54) **WHEEL OR WHEEL COVER**
(71) Applicant: **Daimler AG**, Stuttgart (DE)
(72) Inventors: **Bernhard Hans**, Kirchberg (DE);
Markus Wachter, Ludwigsburg (DE)
(73) Assignee: **Mercedes-Benz Group AG**, Stuttgart
(DE)
(**) Term: **15 Years**

D697,004 S *	1/2014	Pollmann	D12/209
D731,389 S *	6/2015	Gotschke	D12/211
D768,047 S *	10/2016	Hans	D12/211
D780,654 S *	3/2017	Gallert	D12/204
D829,631 S *	10/2018	Gallert	D12/209
D840,320 S *	2/2019	Smith	D12/209
D844,529 S *	4/2019	Lemke	D12/209
D857,597 S *	8/2019	Muto	D12/211
D880,390 S *	4/2020	Hahn	D12/209
D896,718 S *	9/2020	Valencia Pollex	D12/209
D897,927 S *	10/2020	Langhals	D12/211
D915,988 S	4/2021	Hans et al.	

(21) Appl. No.: **29/776,859**

(22) Filed: **Apr. 1, 2021**

(30) **Foreign Application Priority Data**

Oct. 2, 2020 (DE) 402020203441.3

(51) **LOC (14) Cl.** **12-16**

(52) **U.S. Cl.**
USPC **D12/211**

(58) **Field of Classification Search**
USPC D12/204-213, 501; D21/423, 533, 563,
D21/779

CPC B60B 7/00; B60B 7/01; B60B 7/02; B60B
7/04; B60B 7/06; B60B 3/02; B60B 3/04;
B60B 3/06; B60B 3/10; B60B 1/00;
B60B 1/08; B60B 1/10; B60B 1/12

See application file for complete search history.

(56) **References Cited**

U.S. PATENT DOCUMENTS

D620,862 S * 8/2010 Pollmann D12/209
D689,421 S * 9/2013 Wachter D12/211

* cited by examiner

Primary Examiner — Cary M Robinson

Assistant Examiner — Adam C Mager

(74) *Attorney, Agent, or Firm* — Crowell & Moring LLP

(57) **CLAIM**

The ornamental design for a wheel or wheel cover, as shown and described.


DESCRIPTION

FIG. 1 is a front view of a wheel or wheel cover according to the design; and,

FIG. 2 is a perspective view thereof.

The broken lines shown in the drawings are for the purpose of illustrating environmental structure and form no part of the claimed design.

1 Claim, 2 Drawing Sheets






FIG. 1

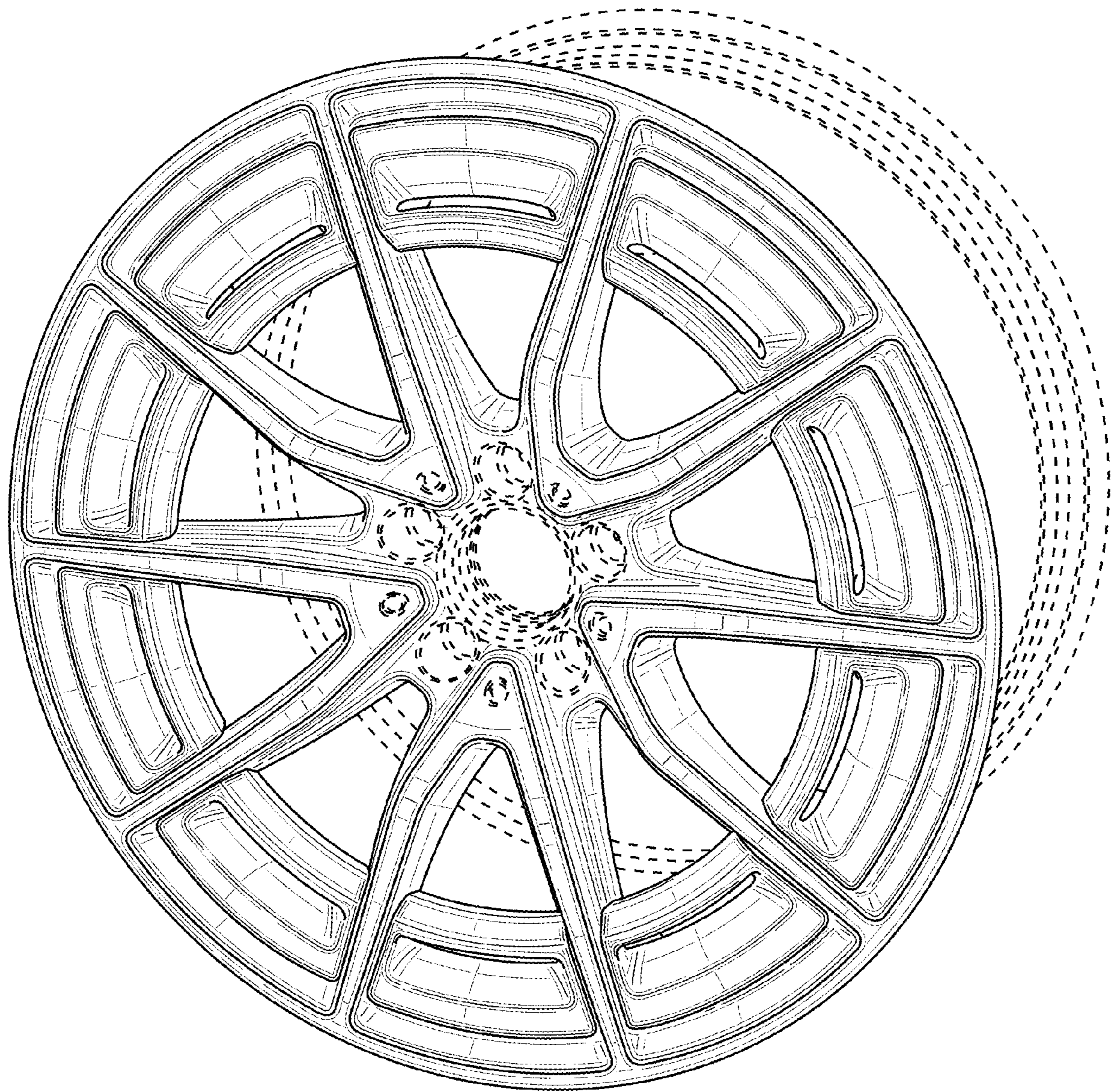


FIG. 2