



US00D976181S

(12) **United States Design Patent**  
**Hubers et al.**

(10) **Patent No.:** **US D976,181 S**  
(45) **Date of Patent:** **\*\* Jan. 24, 2023**

- (54) **VEHICLE WHEEL**
- (71) Applicants: **Adam Hubers**, Clawson, MI (US);  
**Irina Zavatski**, Rochester Hills, MI (US)
- (72) Inventors: **Adam Hubers**, Clawson, MI (US);  
**Irina Zavatski**, Rochester Hills, MI (US)
- (73) Assignee: **FCA US LLC**, Auburn Hills, MI (US)
- (\*\*) Term: **15 Years**
- (21) Appl. No.: **29/776,272**
- (22) Filed: **Mar. 29, 2021**
- (51) **LOC (14) Cl.** ..... **12-16**
- (52) **U.S. Cl.**  
USPC ..... **D12/209**
- (58) **Field of Classification Search**  
USPC ..... D12/204–213; D21/563  
CPC .... B60B 7/00; B60B 7/02; B60B 7/04; B60B 7/01; B60B 7/06; B60B 3/02; B60B 3/04; B60B 3/06; B60B 3/10; B60B 1/00; B60B 1/08; B60B 1/10; B60B 1/12  
See application file for complete search history.

D766,804 S	9/2016	Goodrich et al.	
D783,489 S *	4/2017	Bucher .....	D12/209
D783,490 S *	4/2017	Bucher .....	D12/209
D791,036 S *	7/2017	Owens .....	D12/209
D791,038 S *	7/2017	Piscitelli .....	D12/209
D800,044 S *	10/2017	Ghobrial .....	D12/209
D803,135 S *	11/2017	Bucher .....	D12/209
D851,012 S *	6/2019	Rosenthal .....	D12/209
D853,298 S *	7/2019	Li .....	D12/209
D865,610 S *	11/2019	Interrante .....	D12/209
D865,611 S *	11/2019	Interrante .....	D12/209
D865,612 S *	11/2019	Interrante .....	D12/209
D872,672 S *	1/2020	Grewer .....	D12/209
D889,360 S *	7/2020	Ninov .....	D12/209
D892,020 S *	8/2020	Grewer .....	D12/209
D896,152 S *	9/2020	Owens .....	D12/209
D904,961 S *	12/2020	Carbis .....	D12/209
D916,644 S *	4/2021	Goodrich .....	D12/209
D917,362 S *	4/2021	Burki .....	D12/209
D929,923 S *	9/2021	Ma .....	D12/209
D936,555 S *	11/2021	Braun .....	D12/209
D944,707 S *	3/2022	Echazabal .....	D12/209
D944,709 S *	3/2022	Swerdloff .....	D12/209

\* cited by examiner

*Primary Examiner* — Calvin E Vansant  
(74) *Attorney, Agent, or Firm* — Ralph E. Smith

(57) **CLAIM**

The ornamental design for a vehicle wheel, as shown and described.

(56) **References Cited**

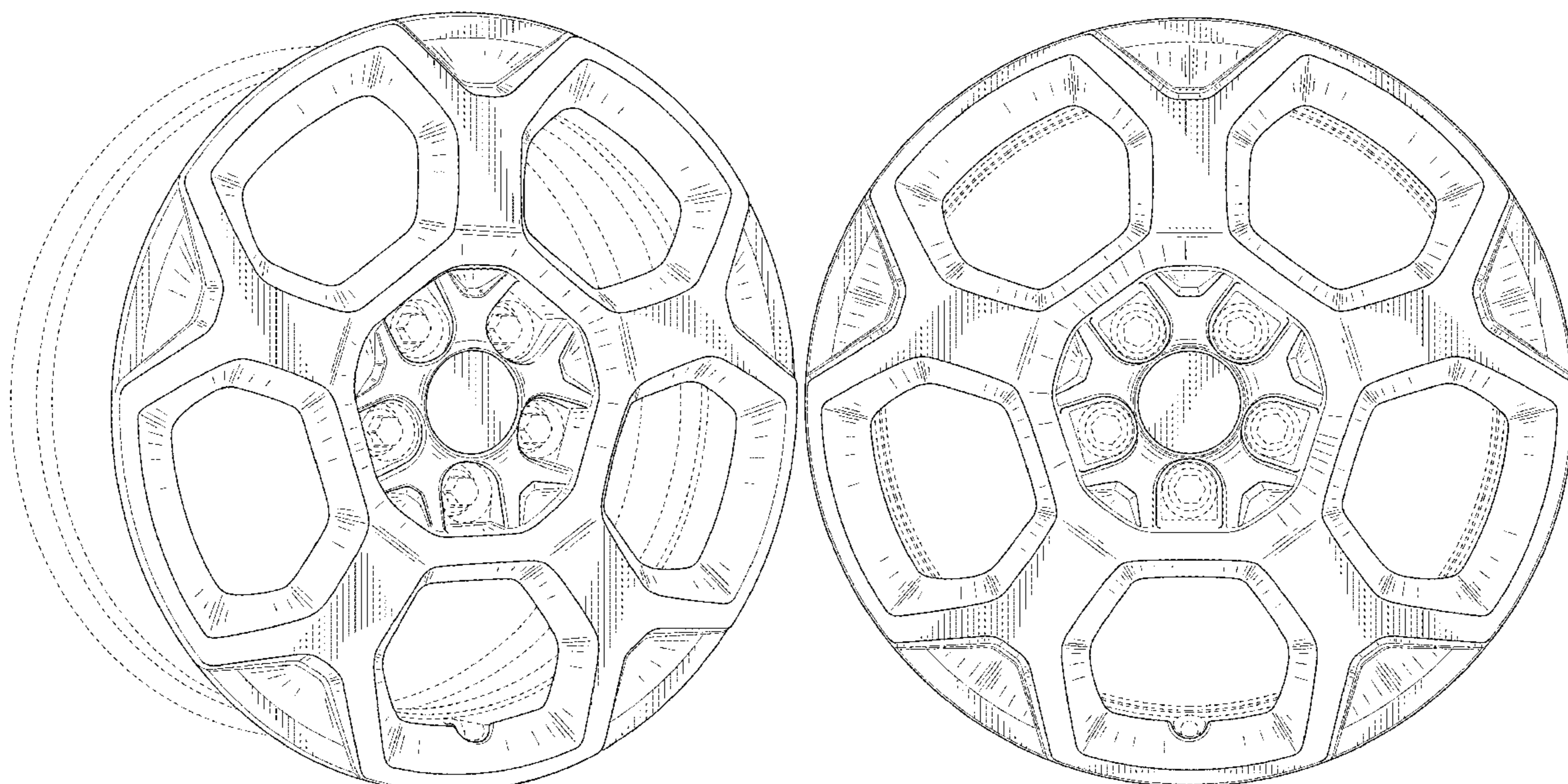
U.S. PATENT DOCUMENTS

D491,873 S *	6/2004	Markefka .....	D12/211
D519,899 S *	5/2006	Metros .....	D12/209
D560,585 S *	1/2008	Blasi .....	D12/209
D613,228 S *	4/2010	Juergens .....	D12/209
D617,710 S *	6/2010	Ectors .....	D12/209
D617,712 S *	6/2010	Juergens .....	D12/209
D627,699 S *	11/2010	George .....	D12/209
D736,130 S *	8/2015	Wheel .....	D12/209
D747,251 S *	1/2016	Hammoud .....	D12/209

**DESCRIPTION**

FIG. 1 is a right perspective view of a vehicle wheel showing our new design;  
FIG. 2 is a front view thereof; and,  
FIG. 3 is a left perspective view thereof.  
It will be understood that the broken lines shown in the drawings illustrate portions of the vehicle wheel that form no part of the claimed design.

**1 Claim, 3 Drawing Sheets**







FIG. 1





**FIG. 2**

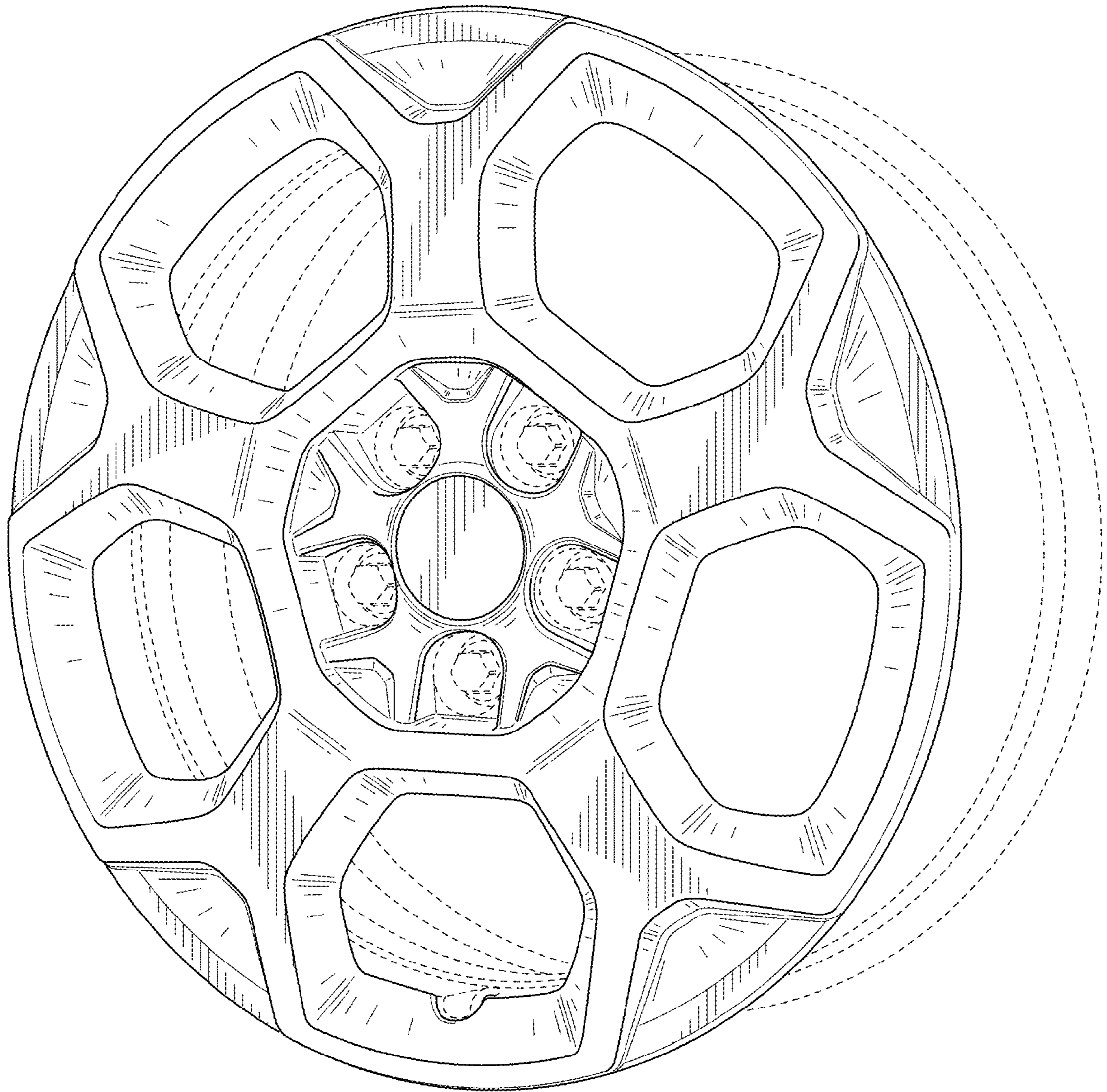


FIG. 3