



US00D976156S

(12) **United States Design Patent** (10) **Patent No.:** **US D976,156 S**
Singer (45) **Date of Patent:** **** Jan. 24, 2023**

(54) **VASE**
(71) Applicant: **Steven Singer**, Southampton, PA (US)
(72) Inventor: **Steven Singer**, Southampton, PA (US)
(**) Term: **15 Years**
(21) Appl. No.: **29/741,065**
(22) Filed: **Jul. 9, 2020**
(51) **LOC (14) Cl.** **11-02**
(52) **U.S. Cl.**
USPC **D11/146**
CPC **A01G 9/02** (2013.01)
(58) **Field of Classification Search**
USPC D11/143–156, 164, 182; D6/403–405,
D6/556–558
CPC . A01G 9/02; A01G 9/021; A01G 9/04; A01G
27/003; A01G 31/06
See application file for complete search history.

D413,546 S * 9/1999 Gasper D11/146
D429,661 S * 8/2000 Yano D11/146
D454,682 S * 3/2002 D’Andrea D3/10
6,601,339 B1 * 8/2003 Parker A01G 13/0281
47/48.5
D574,117 S * 7/2008 Gregory D11/146
7,497,947 B2 * 3/2009 Knighton C02F 3/10
210/242.1
RE43,303 E * 4/2012 Browne D3/5
RE43,484 E * 6/2012 Browne D3/5
D668,443 S * 10/2012 Sims, II D3/5
D724,480 S * 3/2015 Wylie D11/146
D727,010 S * 4/2015 Greto D3/10
D741,742 S * 10/2015 Kunnas D11/155
D778,355 S * 2/2017 Magness D19/64
D800,598 S * 10/2017 Hata D11/130
D858,346 S * 9/2019 Lyle D11/182
D906,798 S * 1/2021 Moriya D8/396
D915,059 S * 4/2021 Wynants D3/10

* cited by examiner

Primary Examiner — Richard E Chilcot
(74) *Attorney, Agent, or Firm* — Riddle Patent Law, LLC;
Charles L. Riddle, Esq.

(56) **References Cited**
U.S. PATENT DOCUMENTS

D122,765 S * 10/1940 Carlson D11/146
D151,343 S * 10/1948 Greger D19/75
D161,749 S * 1/1951 Griner D11/146
2,591,349 A * 4/1952 Goebel B44D 3/123
D11/146
4,177,604 A * 12/1979 Friesen A01G 31/02
47/79
D278,614 S * 4/1985 Moss D30/127
D296,665 S * 7/1988 Hofer D11/146
D305,944 S * 2/1990 Mellott D11/146
D325,396 S * 4/1992 Nascher D11/146
D336,447 S * 6/1993 Horvath D11/146
D337,072 S * 7/1993 Horvath D11/146
D338,426 S * 8/1993 Horvath D11/146

(57) **CLAIM**

The ornamental design for a vase, as shown and described.

DESCRIPTION

FIG. 1 is a top perspective view of a vase showing my new design;
FIG. 2 is a bottom perspective view thereof;
FIG. 3 top view thereof;
FIG. 4 is a bottom view thereof;
FIG. 5 is a side view thereof;
FIG. 6 is a front view thereof; and,
FIG. 7 is a back view of the lid.

1 Claim, 7 Drawing Sheets

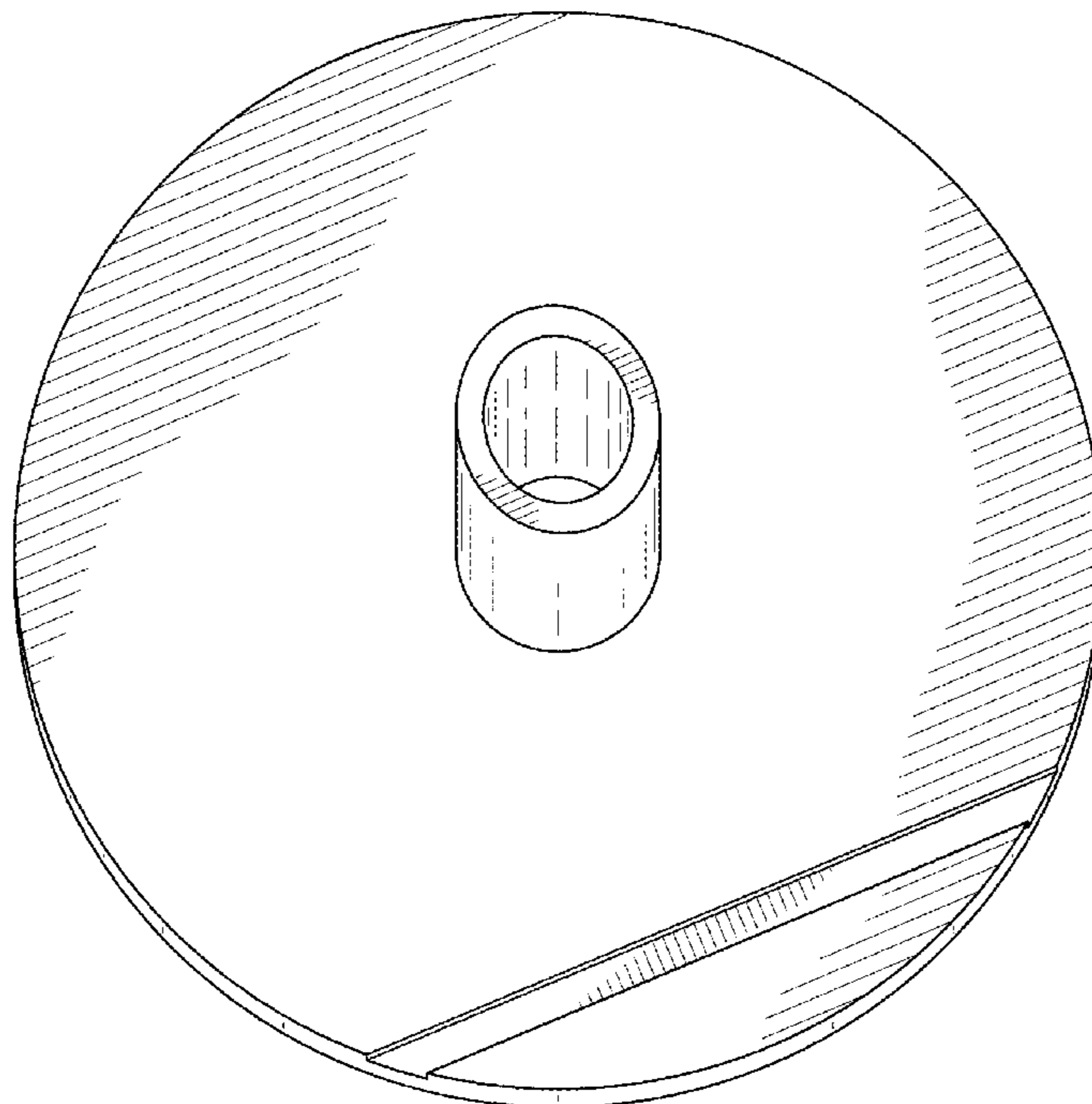




FIG. 1

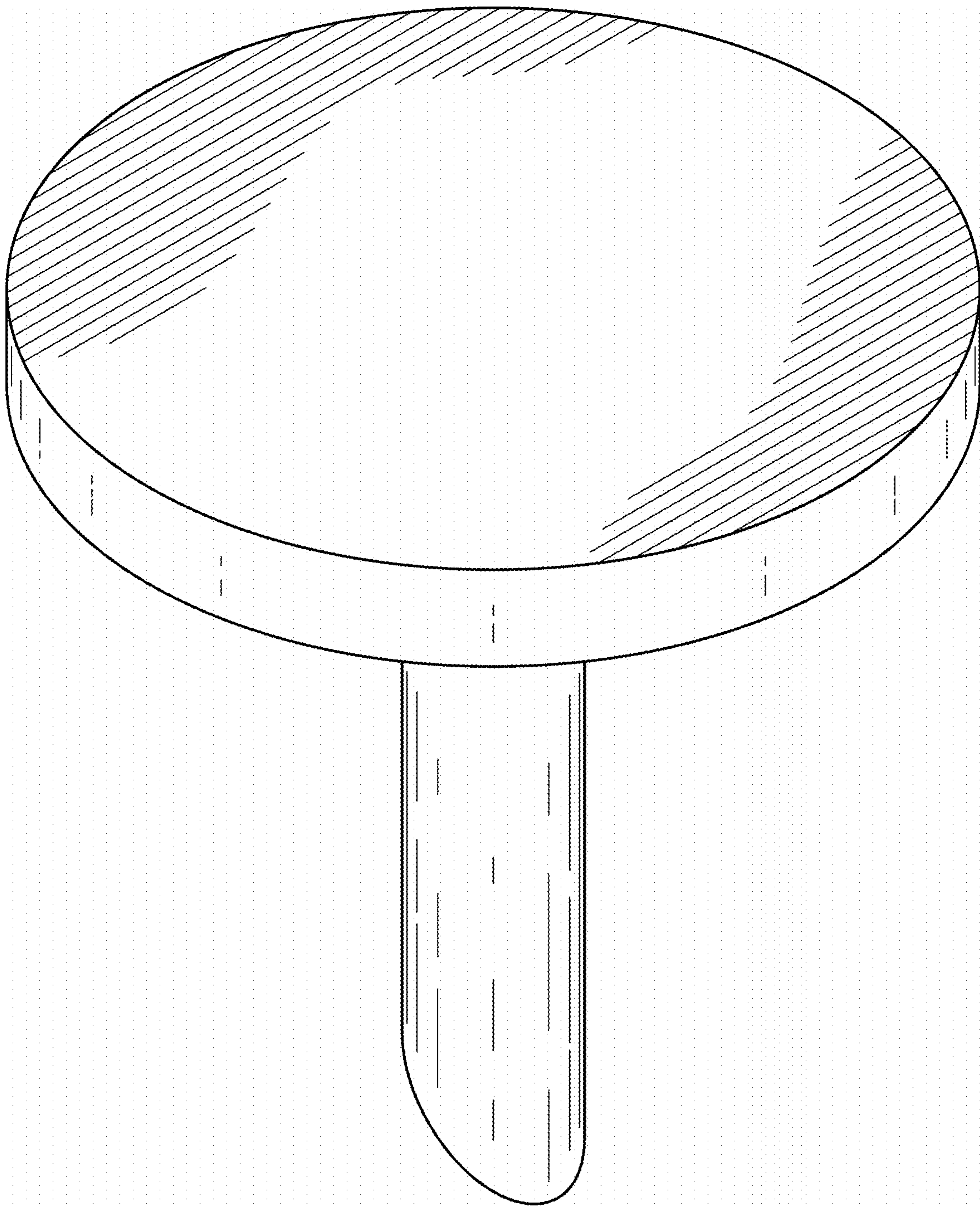


FIG. 2




FIG. 3

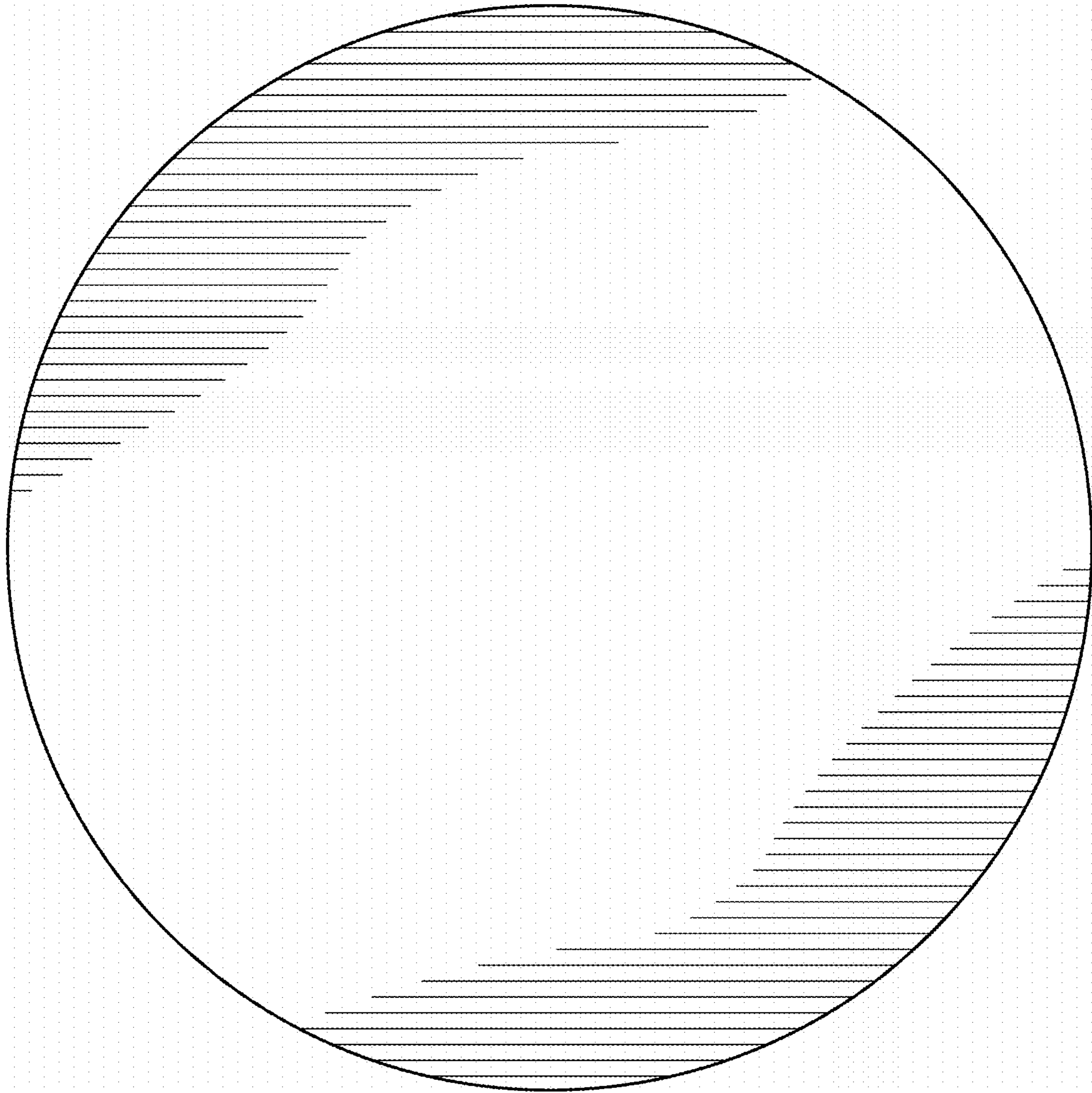


FIG. 4

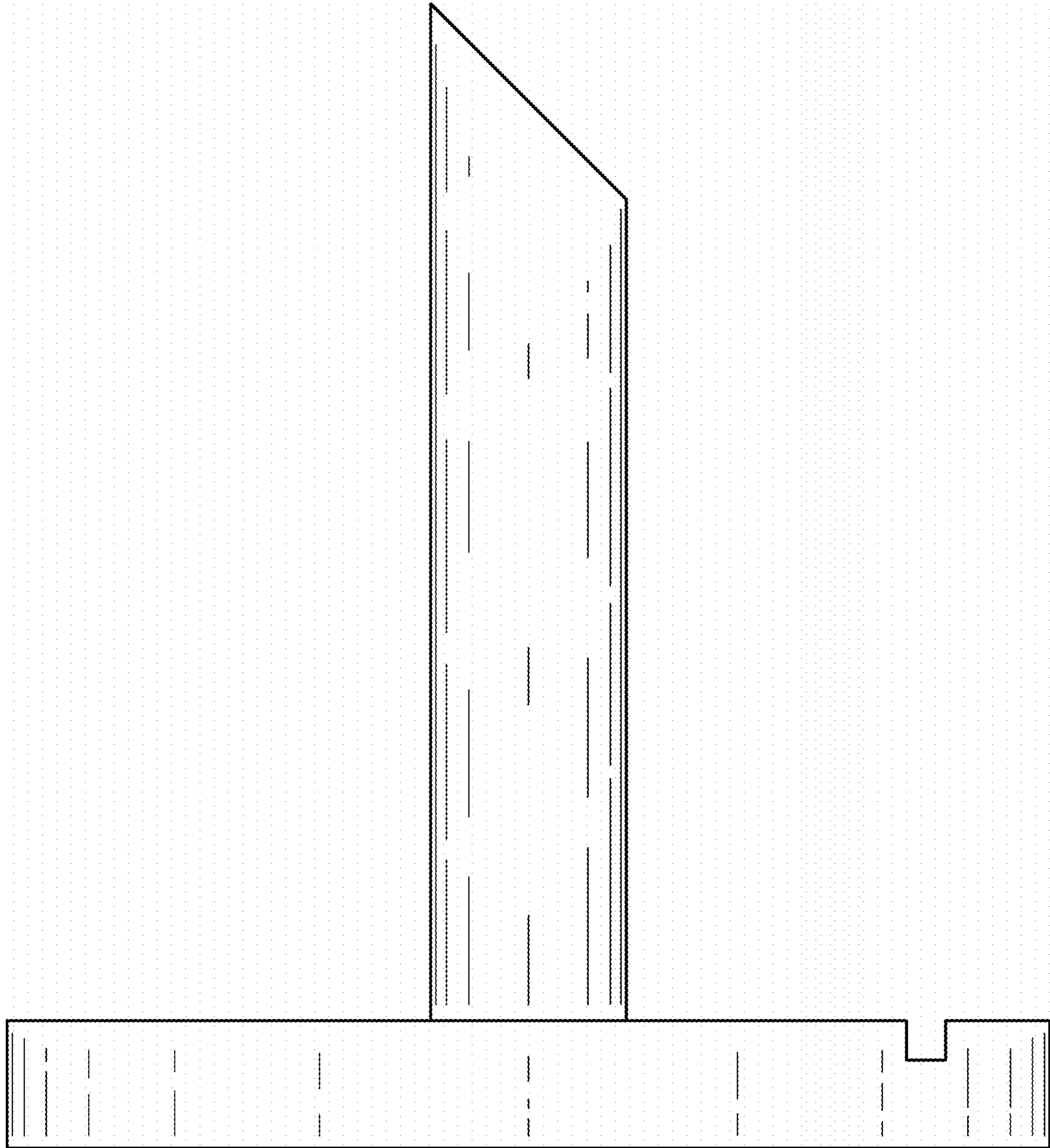


FIG. 5

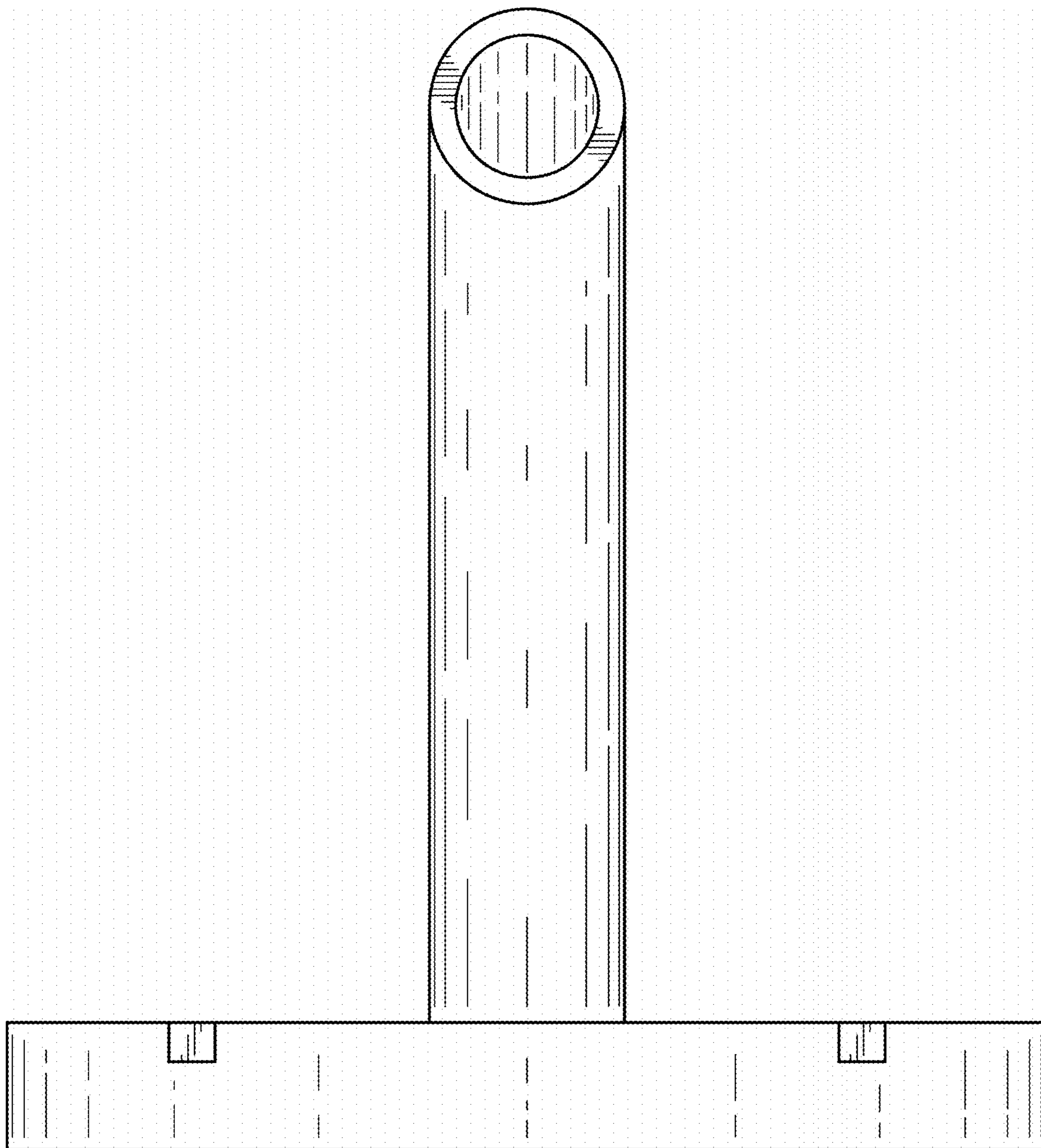


FIG. 6

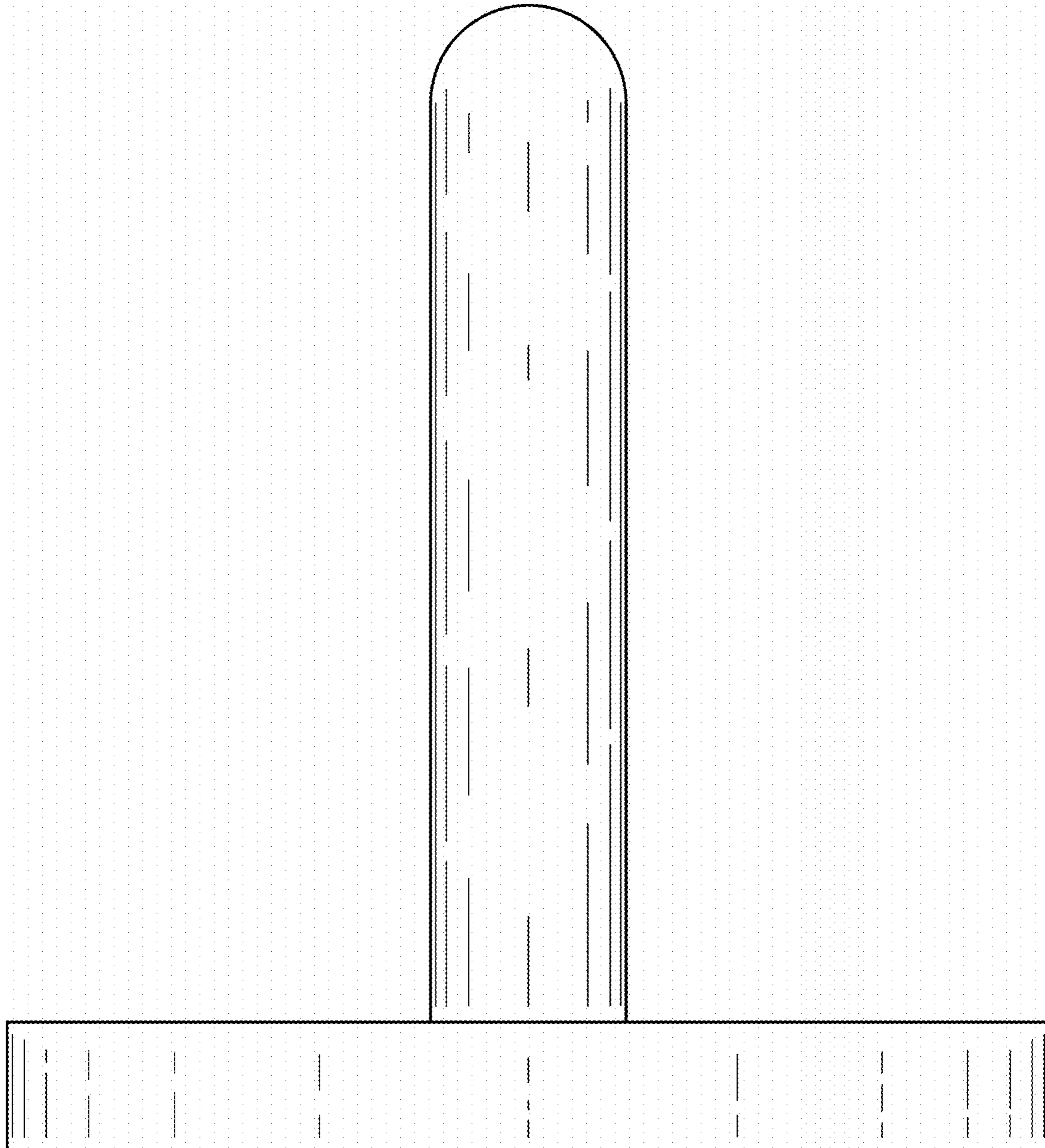


FIG. 7