



US00D976145S

(12) **United States Design Patent** (10) **Patent No.:** **US D976,145 S**  
**Tinguély** (45) **Date of Patent:** **\*\* Jan. 24, 2023**

- (54) **WATCH DIAL**
  - (71) Applicant: **RICHEMONT INTERNATIONAL SA, Villars-sur-Glâne (CH)**
  - (72) Inventor: **Marie Tinguély, Morges (CH)**
  - (73) Assignee: **RICHEMONT INTERNATIONAL SA, Villars-sur-Glâne (CH)**
  - (\*\*) Term: **15 Years**
  - (21) Appl. No.: **29/818,674**
  - (22) Filed: **Dec. 9, 2021**
- |  |   |
|--|---|
|  | D724,465 S * 3/2015 Gueit ..... D10/126     |
|  | D724,466 S * 3/2015 Gueit ..... D10/126     |
|  | D740,696 S * 10/2015 Monachon ..... D10/126 |
|  | D770,319 S * 11/2016 Gueit ..... D10/126    |
|  | D770,320 S * 11/2016 Gueit ..... D10/126    |
|  | D779,976 S * 2/2017 Galli ..... D10/38      |
|  | D834,980 S 12/2018 Le Bot                   |
|  | D840,844 S 2/2019 Le Bot                    |
|  | D848,863 S 5/2019 Le Bot                    |
|  | D858,339 S 9/2019 Tinguely                  |
|  | D860,032 S ‡ 9/2019 Schetter ..... D10/126  |
|  | D866,353 S 11/2019 Tinguely                 |
|  | D880,332 S ‡ 4/2020 Charrier ..... D10/126  |
|  | D881,724 S 4/2020 Charrier                  |
|  | D912,557 S ‡ 3/2021 Kaneko ..... D10/122    |
- (Continued)

**Related U.S. Application Data**

- (62) Division of application No. 35/510,229, filed on Mar. 4, 2020 (U.S. filing date under 35 U.S.C. 384), and having an international filing date of Mar. 4, 2020, now Pat. No. Des. 944,677.
- (51) **LOC (14) Cl.** ..... **10-07**
- (52) **U.S. Cl.**  
USPC ..... **D10/123**
- (58) **Field of Classification Search**  
USPC ..... D10/38, 39, 123, 124  
CPC ..... G04G 17/00; G04B 99/00; G04B 19/06  
See application file for complete search history.

**References Cited**

**U.S. PATENT DOCUMENTS**

- |              |         |         |               |
|--------------|---------|---------|---------------|
| D302,797 S   | 8/1989  | Glauser |               |
| D415,696 S   | 10/1999 | Bodino  |               |
| D545,910 S   | 7/2007  | Peraldi |               |
| D565,971 S   | 4/2008  | Peraldi |               |
| D577,613 S   | 9/2008  | Rochat  |               |
| D578,023 S   | 10/2008 | Rochat  |               |
| D586,250 S   | 2/2009  | Rochat  |               |
| D723,962 S * | 3/2015  | Gueit   | ..... D10/126 |
| D723,963 S * | 3/2015  | Gueit   | ..... D10/126 |

**FOREIGN PATENT DOCUMENTS**

- |    |                |        |
|----|----------------|--------|
| EM | 000786611      | 9/2007 |
| GB | 80765970001000 | 8/2011 |

(Continued)

*Primary Examiner* — George D. Kirschbaum  
(74) *Attorney, Agent, or Firm* — Fross, Zelnick, Lehrman & Zissu PC; Charles T. J. Weigell, Esq.

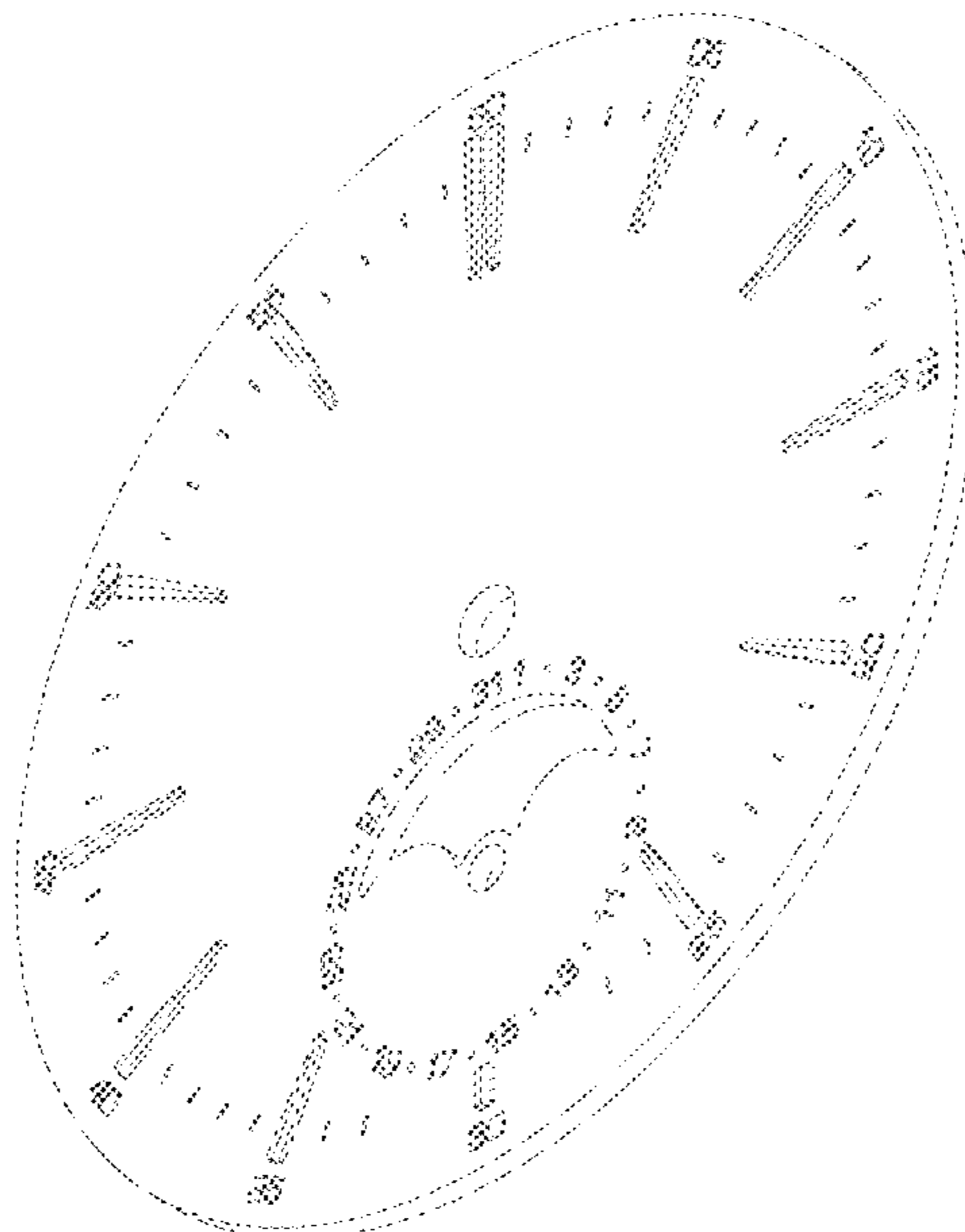
(57) **CLAIM**

The ornamental design for a watch dial, as shown and described.

**DESCRIPTION**

FIG. 1 is a front perspective view of a watch dial showing my new design;  
FIG. 2 is a front view thereof;  
FIG. 3 is a back view thereof;  
FIG. 4 is a left side view thereof;  
FIG. 5 is a right side view thereof;  
FIG. 6 is a top view thereof; and,  
FIG. 7 is a bottom view thereof.

**1 Claim, 6 Drawing Sheets**



(56)

**References Cited**

U.S. PATENT DOCUMENTS

D912,558	S	‡	3/2021	Mechelany .....	D10/125
D915,235	S	‡	4/2021	Gruber-Beerfeltz .....	D10/126
D915,924	S	‡	4/2021	Pellegrino .....	D10/126
D942,882	S	*	2/2022	Stern .....	D10/126
D945,900	S	*	3/2022	Parmigiani .....	D10/126
D945,901	S	*	3/2022	Parmigiani .....	D10/126
D945,902	S	*	3/2022	Parmigiani .....	D10/126

FOREIGN PATENT DOCUMENTS

GB	80765970002000	8/2011
GB	80765970003000	8/2011
GB	80987860009000	11/2017
GB	82016550008000	12/2018
WO	DM/007546	10/1985
WO	DM/021266	4/1991
WO	DM/065285	4/2004
WO	DM/065397	12/2004
WO	DM/068759	3/2007
WO	DM/069372	9/2007
WO	DM/069761	11/2008
WO	DM/074602	10/2010
WO	DM/076597	8/2011
WO	DM/095134	3/2017
WO	DM096387	6/2017
WO	DM098710	11/2017
WO	DM100846	4/2018
WO	DM/201654	12/2018
WO	DM/201655	12/2018

\* cited by examiner

‡ imported from a related application

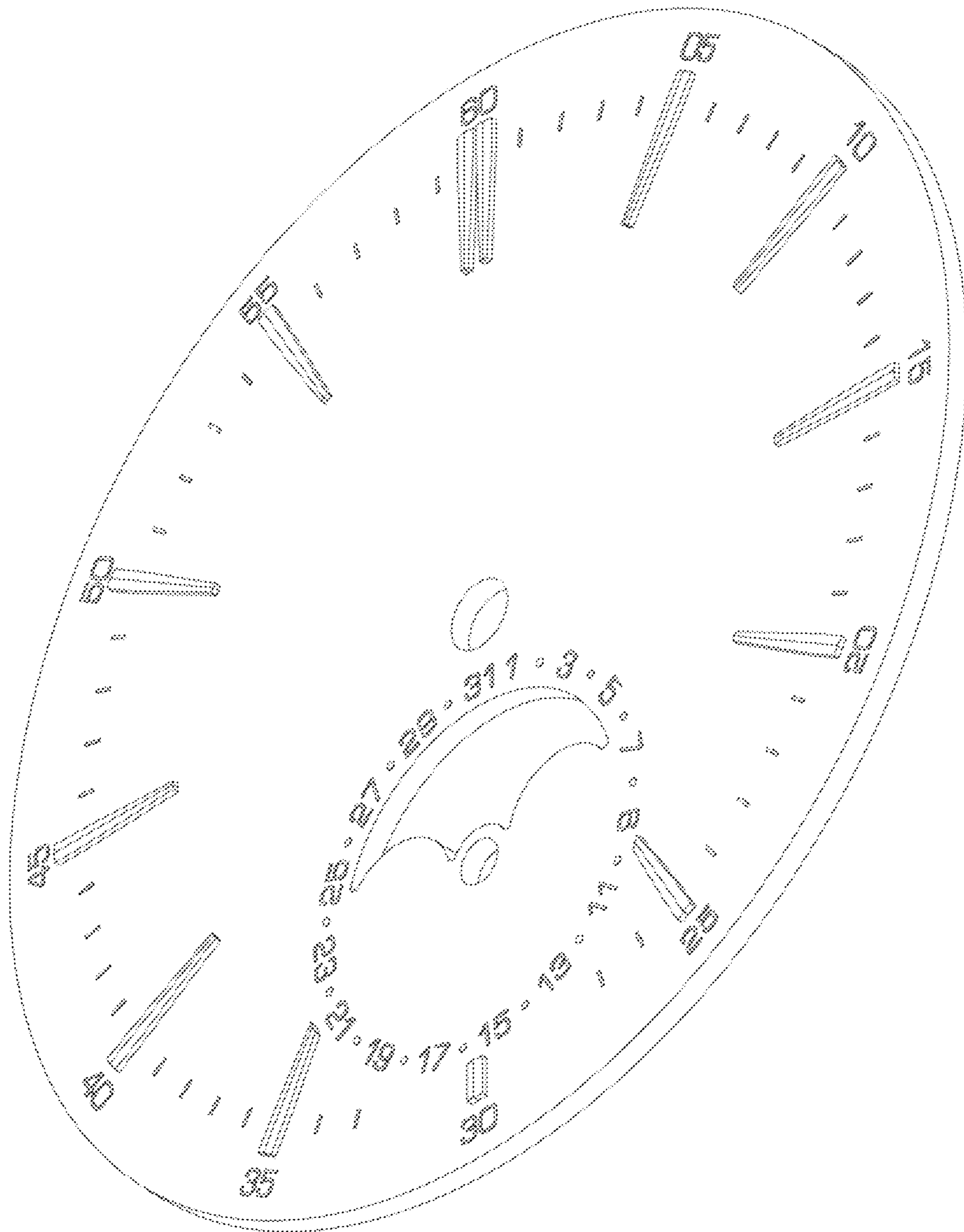


FIG. 1

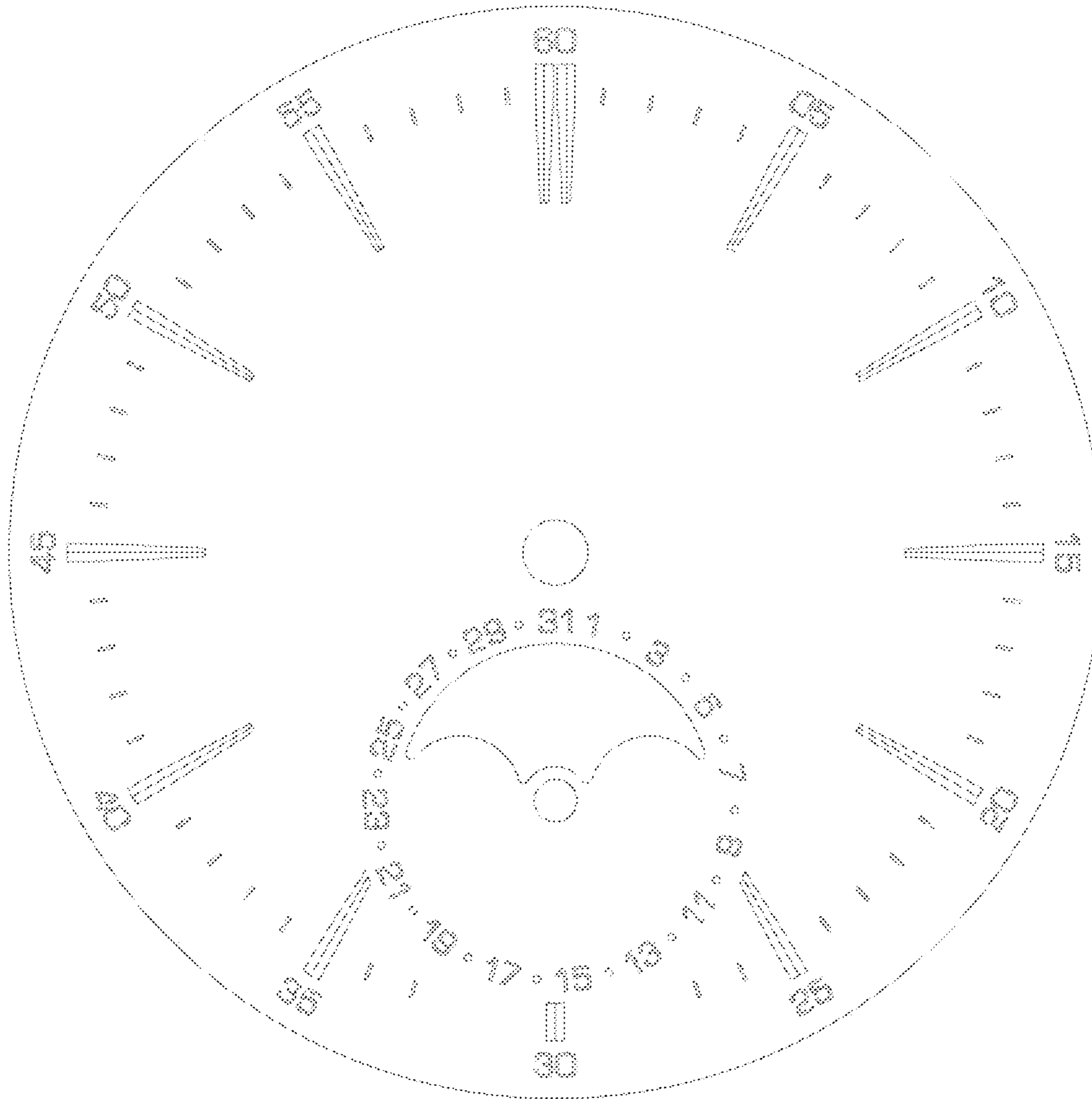


FIG. 2




FIG. 3

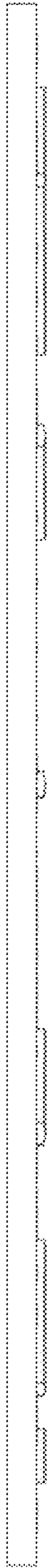


FIG. 4

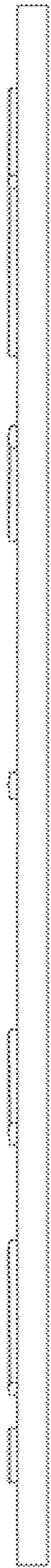


FIG. 5




FIG. 6




FIG. 7