



US00D976144S

(12) **United States Design Patent** (10) **Patent No.:** **US D976,144 S**
Tinguély (45) **Date of Patent:** **** Jan. 24, 2023**

- (54) **WATCH DIAL** D724,465 S * 3/2015 Gueit D10/126
 - (71) Applicant: **RICHEMONT INTERNATIONAL** D724,466 S * 3/2015 Gueit D10/126
SA, Villars-sur-Glâne (CH) D740,696 S * 10/2015 Monachon D10/126
 - (72) Inventor: **Marie Tinguély**, Morges (CH) D770,319 S * 11/2016 Gueit D10/126
 - (73) Assignee: **RICHEMONT INTERNATIONAL** D770,320 S * 11/2016 Gueit D10/126
SA, Villars-sur-Glâne (CH) D779,976 S * 2/2017 Galli D10/38
 - (**) Term: **15 Years** D834,980 S 12/2018 Le Bot
 - (21) Appl. No.: **29/818,665** D840,844 S 2/2019 Le Bot
 - (22) Filed: **Dec. 9, 2021** D848,863 S 5/2019 Le Bot
 - D858,339 S 9/2019 Tinguely
 - D860,032 S ‡ 9/2019 Schetter D10/126
 - D866,353 S 11/2019 Tinguely
 - D880,332 S ‡ 4/2020 Charrier D10/126
 - D881,724 S 4/2020 Charrier
 - D912,557 S ‡ 3/2021 Kaneko D10/122
- (Continued)

Related U.S. Application Data

- (62) Division of application No. 35/510,229, filed on Mar. 4, 2020 (U.S. filing date under 35 U.S.C. 384), and having an international filing date of Mar. 4, 2020, now Pat. No. Des. 944,677.
- (51) **LOC (14) Cl.** **10-07**
- (52) **U.S. Cl.**
USPC **D10/123**
- (58) **Field of Classification Search**
USPC D10/38, 39, 123, 124
CPC G04G 17/00; G04B 99/00; G04B 19/06
See application file for complete search history.

References Cited

U.S. PATENT DOCUMENTS

- D302,797 S 8/1989 Glauser
- D415,696 S 10/1999 Bodino
- D545,910 S 7/2007 Peraldi
- D565,971 S 4/2008 Peraldi
- D577,613 S 9/2008 Rochat
- D578,023 S 10/2008 Rochat
- D586,250 S 2/2009 Rochat
- D723,962 S * 3/2015 Gueit D10/126
- D723,963 S * 3/2015 Gueit D10/126

FOREIGN PATENT DOCUMENTS

- EM 000786611 9/2007
 - GB 80765970001000 8/2011
- (Continued)

Primary Examiner — George D. Kirschbaum
(74) *Attorney, Agent, or Firm* — Fross, Zelnick, Lehrman & Zissu PC; Charles T. J. Weigell, Esq.

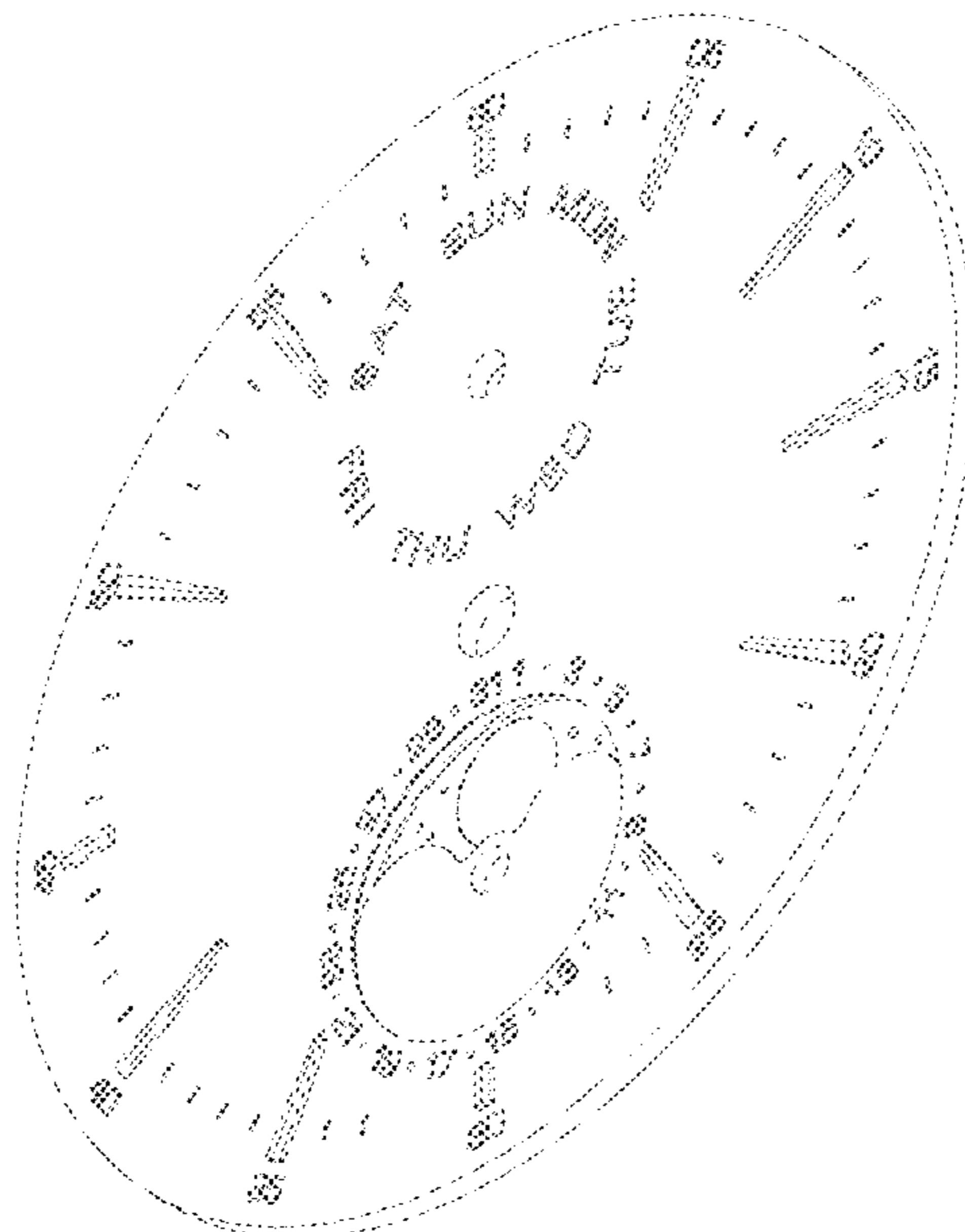
(57) **CLAIM**

The ornamental design for a watch dial, as shown and described.

DESCRIPTION

FIG. 1 is a front perspective view of a watch dial showing my new design;
FIG. 2 is a front view thereof;
FIG. 3 is a back view thereof;
FIG. 4 is a left side view thereof;
FIG. 5 is a right side view thereof;
FIG. 6 is a top view thereof; and,
FIG. 7 is a bottom view thereof.

1 Claim, 6 Drawing Sheets



(56)

References Cited

U.S. PATENT DOCUMENTS

D912,558	S	‡	3/2021	Mechelany	D10/125
D915,235	S	‡	4/2021	Gruber-Beerfeltz	D10/126
D915,924	S	‡	4/2021	Pellegrino	D10/126
D942,882	S	*	2/2022	Stern	D10/126
D945,900	S	*	3/2022	Parmigiani	D10/126
D945,901	S	*	3/2022	Parmigiani	D10/126
D945,902	S	*	3/2022	Parmigiani	D10/126

FOREIGN PATENT DOCUMENTS

GB	80765970002000	8/2011
GB	80765970003000	8/2011
GB	80987860009000	11/2017
GB	82016550008000	12/2018
WO	DM/007546	10/1985
WO	DM/021266	4/1991
WO	DM/065285	4/2004
WO	DM/065397	12/2004
WO	DM/068759	3/2007
WO	DM/069372	9/2007
WO	DM/069761	11/2008
WO	DM/074602	10/2010
WO	DM/076597	8/2011
WO	DM/095134	3/2017
WO	DM096387	6/2017
WO	DM098710	11/2017
WO	DM100846	4/2018
WO	DM/201654	12/2018
WO	DM/201655	12/2018

* cited by examiner

‡ imported from a related application

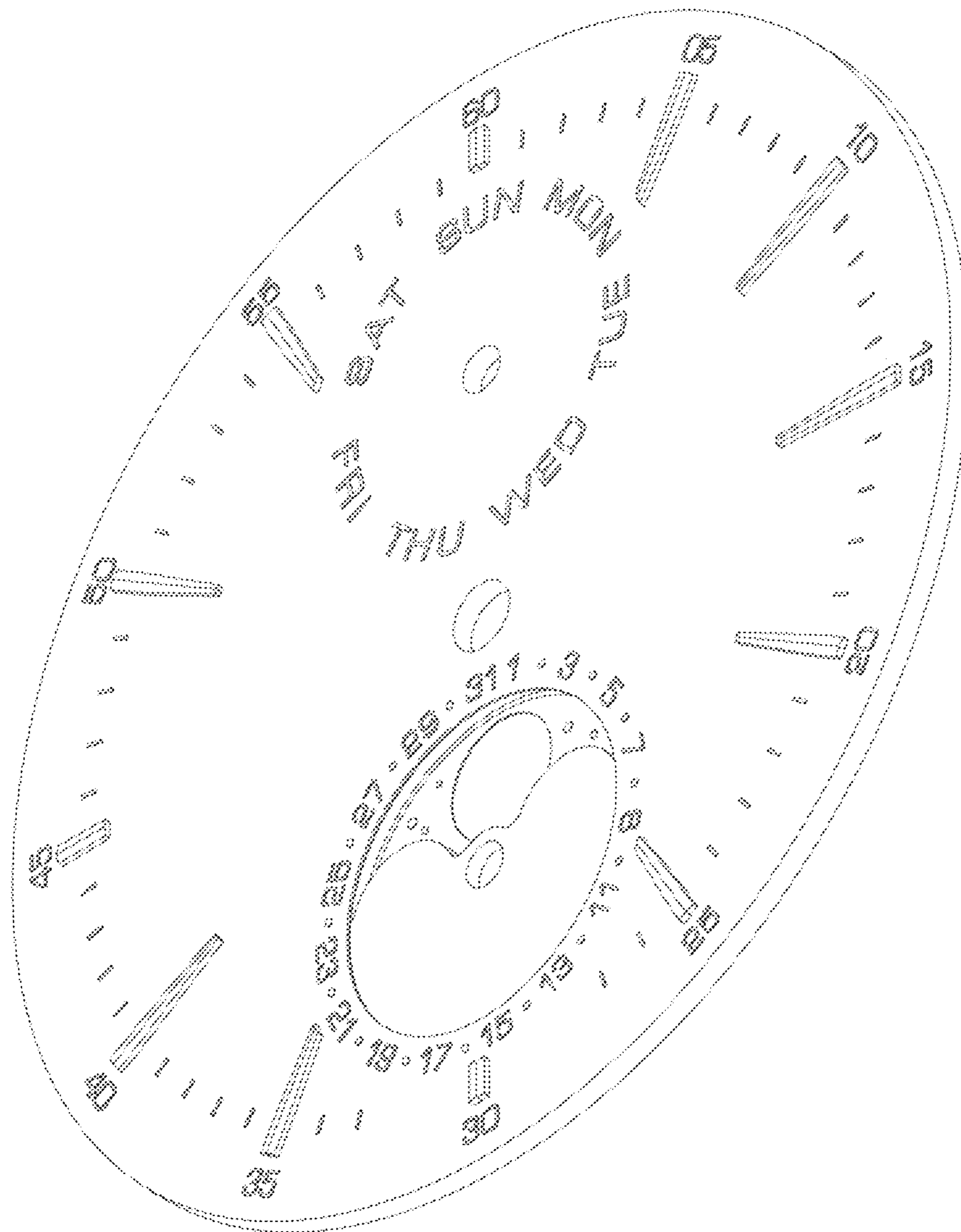


FIG. 1

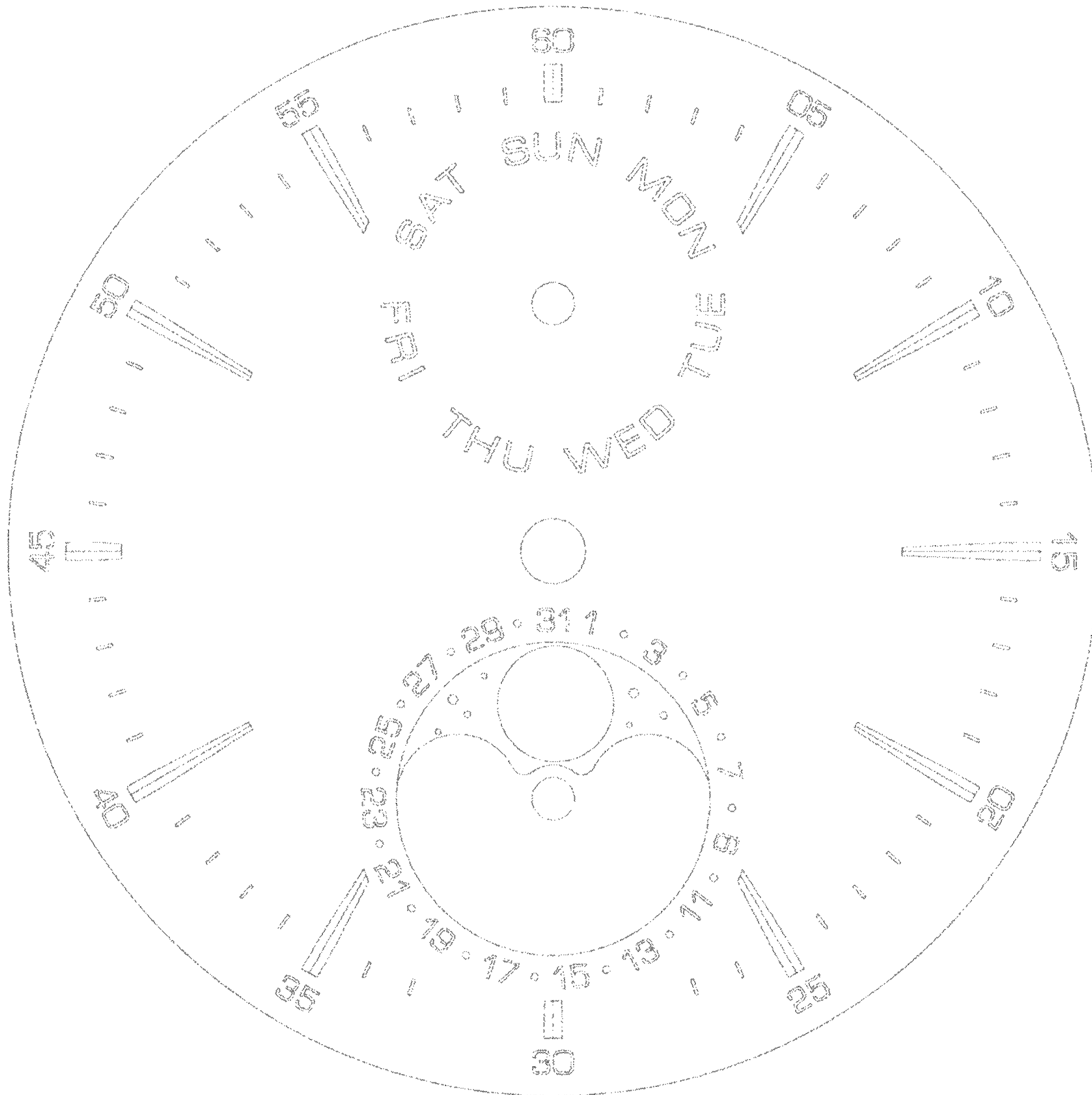


FIG. 2

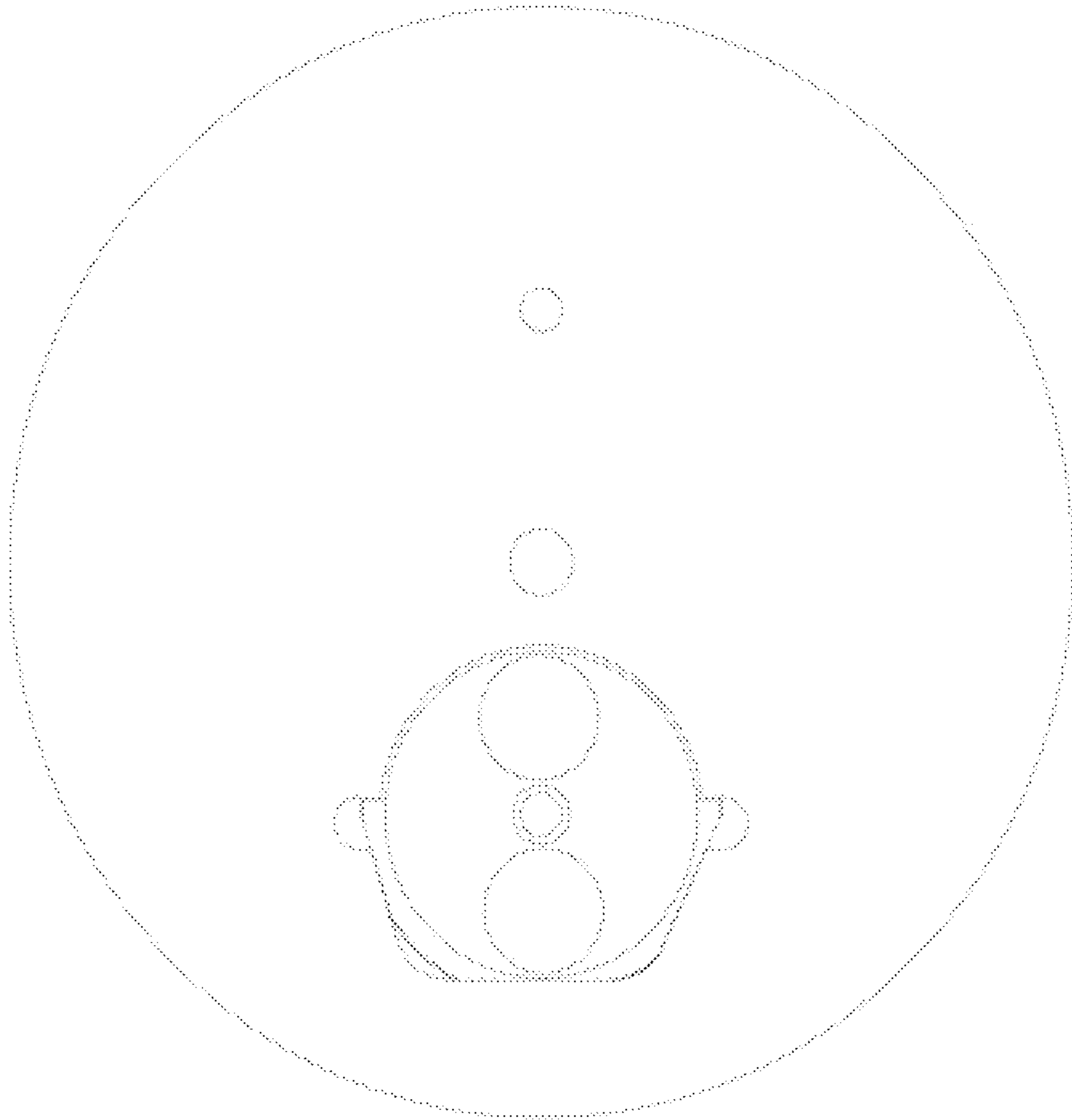


FIG. 3

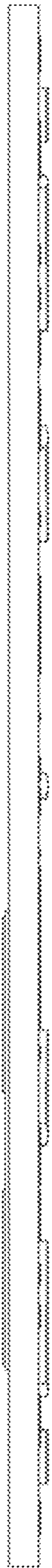


FIG. 4




FIG. 5




FIG. 6




FIG. 7