



US00D976082S

(12) **United States Design Patent** (10) **Patent No.:** **US D976,082 S**
Salotto (45) **Date of Patent:** **** Jan. 24, 2023**

(54) **CORD SECURING ASSEMBLY**
(71) Applicant: **Arnold G. Salotto**, York, PA (US)
(72) Inventor: **Arnold G. Salotto**, York, PA (US)
(**) Term: **15 Years**
(21) Appl. No.: **29/772,656**
(22) Filed: **Mar. 3, 2021**
(51) **LOC (14) Cl.** **09-06**
(52) **U.S. Cl.**
USPC **D8/356**; D8/367; D8/354
(58) **Field of Classification Search**
USPC D6/678, 354, 349, 358, 373, 215;
D8/367, 358, 382, 349, 356, 354;
D12/420, 223; D2/978; D11/212
(Continued)

(56) **References Cited**
U.S. PATENT DOCUMENTS
654,668 A * 7/1900 Pergande B65D 63/1018
24/DIG. 16
1,616,215 A 2/1927 Chilson
(Continued)

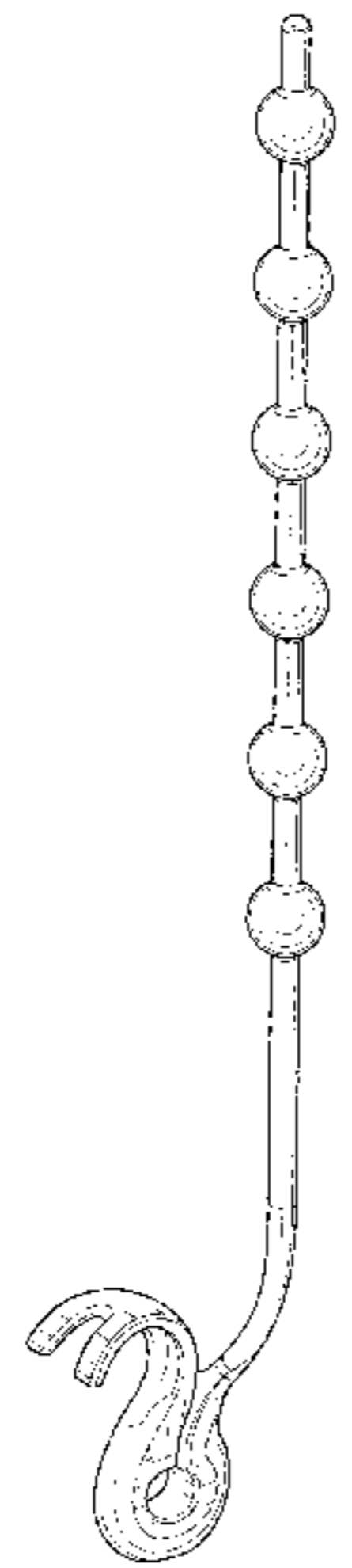
FOREIGN PATENT DOCUMENTS
CA 2029816 A1 5/1991
CN 206820390 U 12/2017
(Continued)

OTHER PUBLICATIONS
Design U.S. Appl. No. 29/726,402, filed Mar. 3, 2020.
(Continued)

Primary Examiner — Marissa J Cash
Assistant Examiner — Kayla Marie Bennett
(74) *Attorney, Agent, or Firm* — Womble Bond Dickinson
(US) LLP

(57) **CLAIM**
The ornamental design for a cord securing assembly, as shown and described.

DESCRIPTION
FIG. 1 is a perspective view of a first embodiment of a cord securing assembly showing my new design.
FIG. 2 is a left elevation view of the cord securing assembly of FIG. 1, the right elevation view is a mirror image.
FIG. 3 is a front elevation view of the cord securing assembly of FIG. 1.
FIG. 4 is a rear elevation view of the cord securing assembly of FIG. 1.
FIG. 5 is a top plan view of the cord securing assembly of FIG. 1.
FIG. 6 is a bottom plan view of the cord securing assembly of FIG. 1.
FIG. 7 is a perspective view of a second embodiment of a cord securing assembly showing my new design.
FIG. 8 is a left elevation view of the cord securing assembly of FIG. 7, the right elevation view is a mirror image.
FIG. 9 is a front elevation view of the cord securing assembly of FIG. 7.
FIG. 10 is a rear elevation view of the cord securing assembly of FIG. 7.
FIG. 11 is a top plan view of the cord securing assembly of FIG. 7.
FIG. 12 is a bottom plan view of the cord securing assembly of FIG. 7.
FIG. 13 is a perspective view of a third embodiment of a cord securing assembly showing my new design.
FIG. 14 is a left elevation view of the cord securing assembly of FIG. 13, the right elevation view is a mirror image.
FIG. 15 is a front elevation view of the cord securing assembly of FIG. 13.
FIG. 16 is a rear elevation view of the cord securing assembly of FIG. 13.
FIG. 17 is a top plan view of the cord securing assembly of FIG. 13; and,
FIG. 18 is a bottom plan view of the cord securing assembly of FIG. 13.
(Continued)



All evenly-spaced broken lines are for environmental purposes only and do not form part of the claimed design.

1 Claim, 9 Drawing Sheets

(58) Field of Classification Search

CPC A44B 19/00; A44B 13/00; A62C 33/00; A45F 5/021; A47C 7/64; B65D 63/10; B65D 63/1027; B65D 63/1018; B65G 7/12; B65H 75/366; B25C 11/00; B60R 7/10; B60R 2011/0015; B60N 3/101; H05K 7/18; H02G 3/30; E04G 3/26; E04B 1/41; E05D 5/12; E05D 11/082; F16B 2/00

See application file for complete search history.

(56) References Cited

U.S. PATENT DOCUMENTS

3,174,787 A * 3/1965 Kolman E05C 17/36
292/288
3,590,442 A * 7/1971 Geisinger B65D 63/1018
24/16 PB
3,597,803 A * 8/1971 Van Neil B65D 63/1027
24/16 PB
3,953,911 A 5/1976 Fishack
D272,518 S 2/1984 Smith
4,466,159 A * 8/1984 Burrage B65D 77/18
24/17 AP
4,466,160 A * 8/1984 de Lima Castro Netto
B65D 63/1027
24/30.5 R
4,910,835 A 3/1990 Carpenter
4,991,265 A 2/1991 Campbell et al.
D342,668 S * 12/1993 Rose D8/382
D369,538 S 5/1996 Henslee
5,515,580 A 5/1996 McHenry, Jr.
D380,585 S 7/1997 Olson
D382,379 S 8/1997 Smith
5,715,578 A 2/1998 Knudson
6,317,938 B1 11/2001 Durette
6,401,305 B1 * 6/2002 Joseph F16L 3/233
24/17 AP
6,523,229 B2 2/2003 Severson
6,543,094 B2 4/2003 D'Addario
6,681,451 B1 * 1/2004 Adams B65D 63/1027
24/17 AP
6,807,715 B1 * 10/2004 Blair B65D 63/1027
24/17 A
7,107,654 B2 9/2006 Byers
D570,256 S 6/2008 Tucker
D613,586 S 4/2010 Goodman
D630,088 S 1/2011 Kim
D639,355 S 6/2011 Kassel
D639,356 S 6/2011 Kassel
D643,886 S 8/2011 Kassel
D661,574 S 6/2012 Platt
8,191,207 B1 6/2012 Holscher
8,295,533 B1 10/2012 Schachtman
D714,044 S * 9/2014 Lee D2/978
D729,054 S * 5/2015 Chen D8/356
9,021,681 B2 5/2015 Owen

9,151,411 B2 10/2015 Owen
9,340,341 B2 5/2016 Farrell
9,382,051 B2 7/2016 Creato
D776,272 S * 1/2017 Backes B65D 63/1027
D8/396
9,537,268 B2 1/2017 Kellman
D796,944 S 9/2017 Davis
9,884,708 B2 2/2018 Cole et al.
D812,455 S 3/2018 Samuelson
9,927,057 B2 3/2018 Dyer et al.
9,938,062 B1 4/2018 Scarlett
10,029,835 B1 7/2018 Cuddy et al.
10,065,777 B2 9/2018 King
10,183,793 B1 1/2019 Scarlett
D847,617 S 5/2019 Brooks
10,364,076 B2 7/2019 Seok
10,369,484 B2 8/2019 Barnas et al.
D861,087 S 9/2019 Mantione, III
10,435,214 B2 10/2019 Kuperus
10,806,277 B1 10/2020 Chargois
D911,826 S 3/2021 Maynard
D919,417 S 5/2021 Wedding
D922,178 S * 6/2021 Salotto B65D 63/1018
D8/349
11,019,883 B2 * 6/2021 Frydlewski A43C 11/006
2005/0257348 A1 11/2005 Byers
2009/0277938 A1 * 11/2009 Baron B65D 63/1018
224/257
2013/0014351 A1 * 1/2013 Kuglen B65D 63/1027
24/17 B
2013/0185900 A1 7/2013 Campbell
2015/0022515 A1 8/2015 Farrell
2016/0156141 A1 6/2016 Kellman
2016/0297584 A1 10/2016 Bicknell et al.
2017/0066578 A1 * 3/2017 Kierstead B65D 63/18
2017/0190486 A1 7/2017 Martinson

FOREIGN PATENT DOCUMENTS

EP 1291565 B1 3/2003
EP 2431296 B1 3/2012
JP 2005-206226 A 8/2005
KR 10-2010-0028304 A 3/2010
KR 20-0463864 Y1 11/2012
KR 10-1540995 B1 8/2015
WO WO2008137660 A1 11/2008
WO WO2015183743 A1 12/2015
WO WO2018009325 A1 1/2018

OTHER PUBLICATIONS

Design U.S. Appl. No. 29/726,408, filed Mar. 3, 2020.
Design U.S. Appl. No. 29/739,919, filed Jun. 30, 2020.
Reusable Silicon Cable Twist Ties, Teo Store, <https://www.amazon.com/Reusable-Organizer-Management-Electronics-Non-Velcro/dp/B07Z8BB66S?th=1>, Oct. 17, 2019 (Year: 2019).
International Search Report and Written Opinion for PCT/US2021/020686 dated Jun. 28, 2021.
Related to Co-pending Design U.S. Appl. No. 29/726,402, filed Mar. 3, 2020.
Related to Co-pending Design U.S. Appl. No. 29/726,408, filed Mar. 3, 2020.
Related to Co-pending Design U.S. Appl. No. 29/739,919, filed Jun. 30, 2020.

* cited by examiner

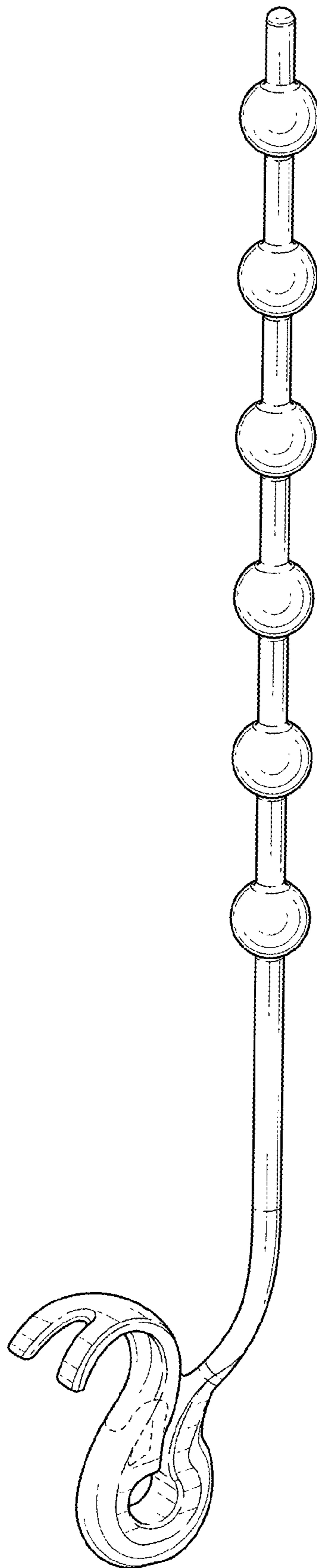


FIG. 1

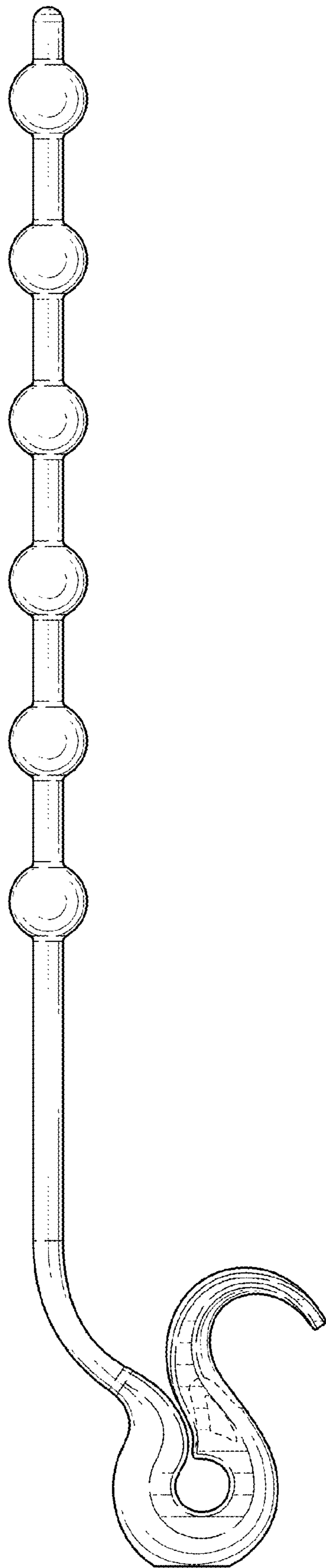


FIG. 2

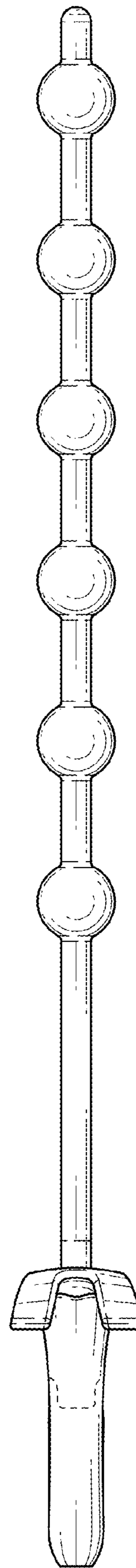


FIG. 3

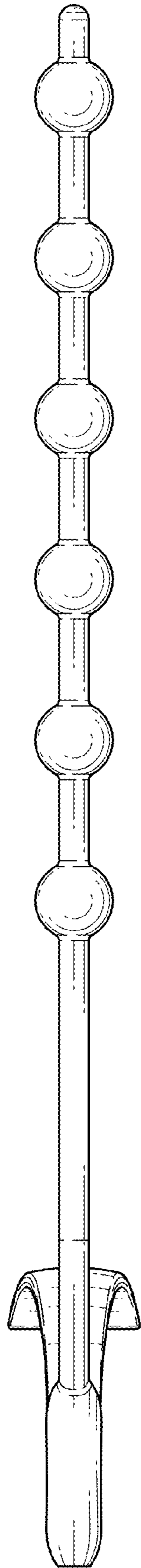


FIG. 4

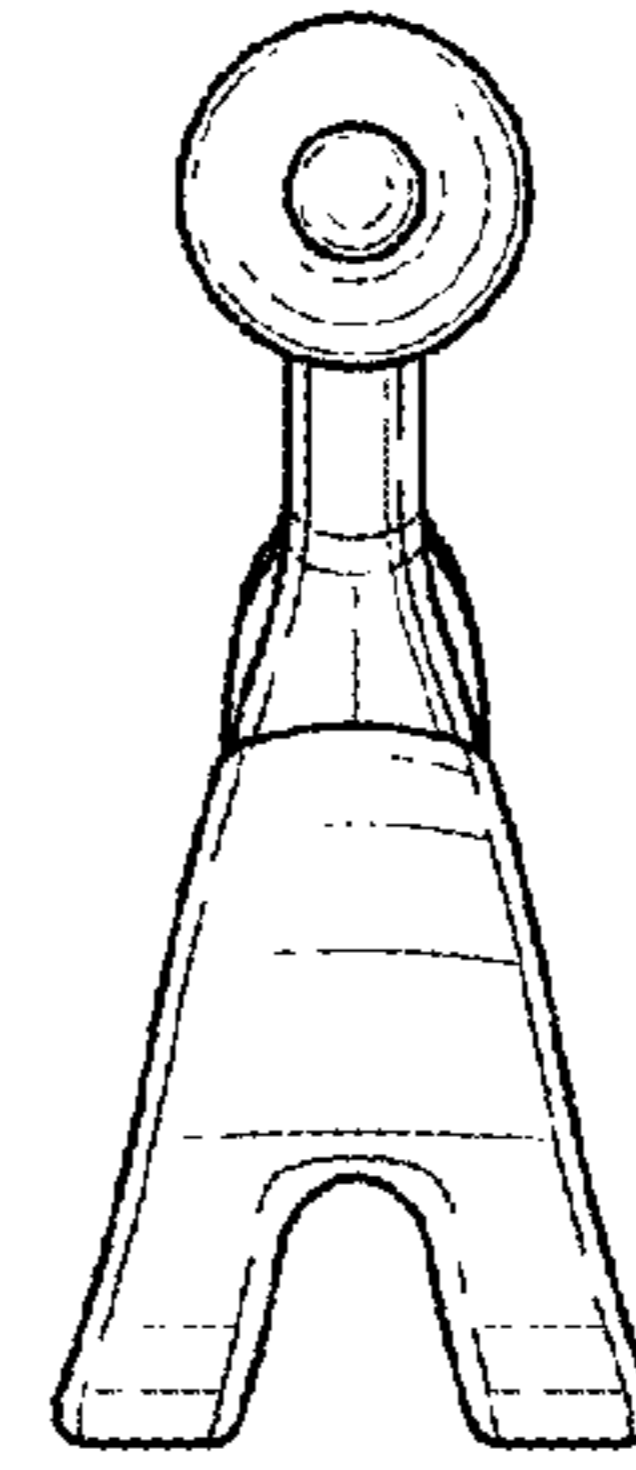


FIG. 5

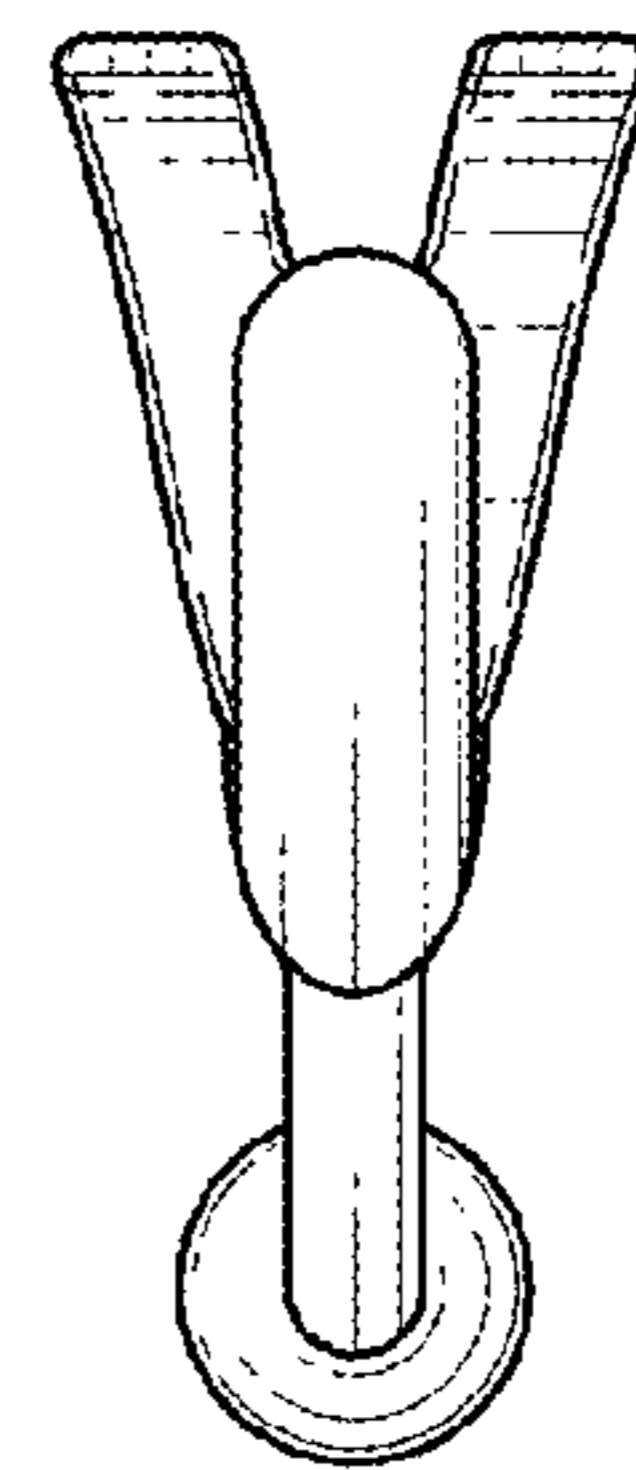


FIG. 6

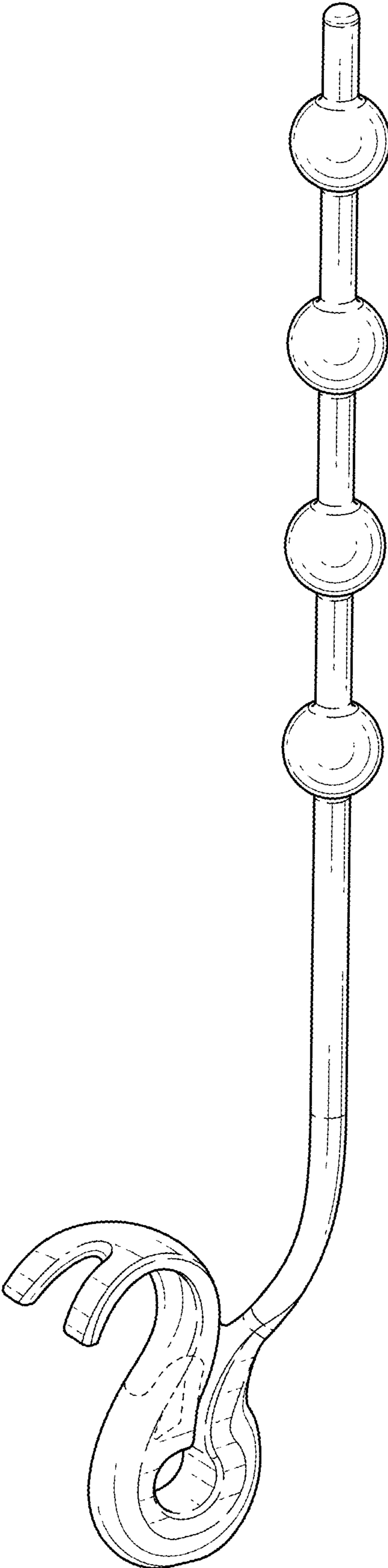


FIG. 7

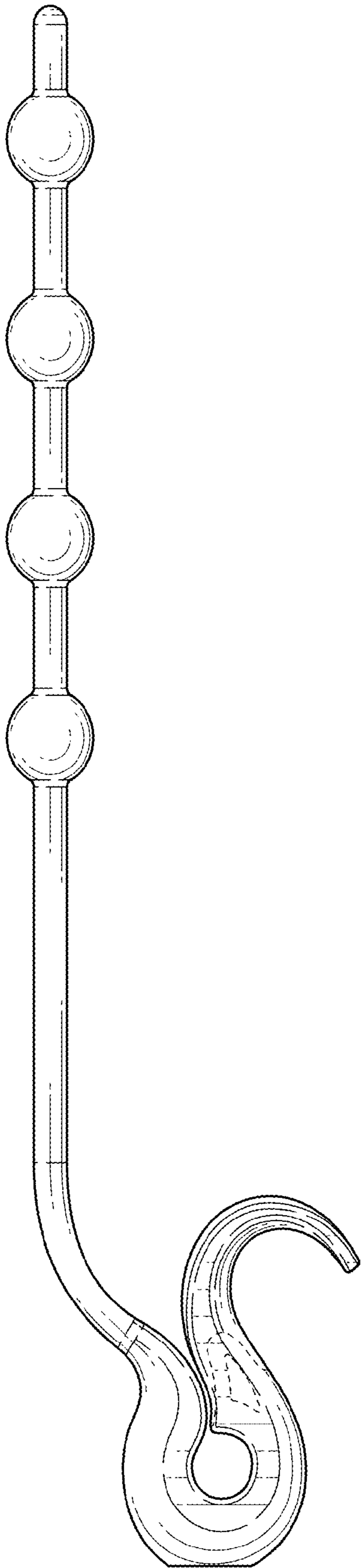


FIG. 8

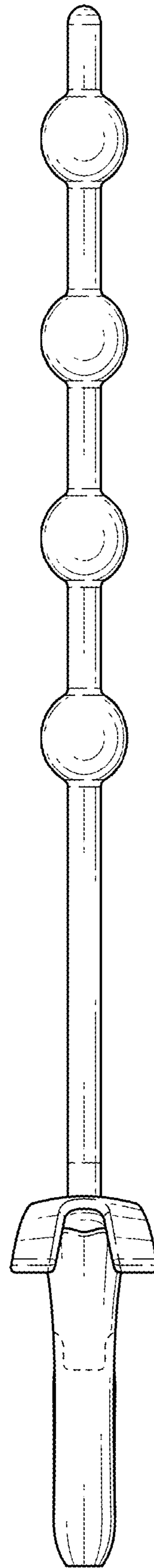


FIG. 9

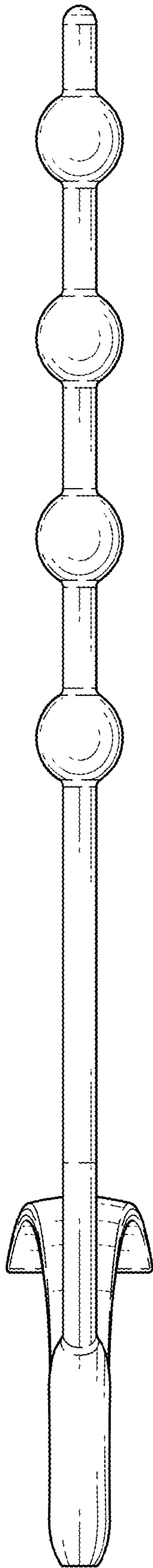


FIG. 10

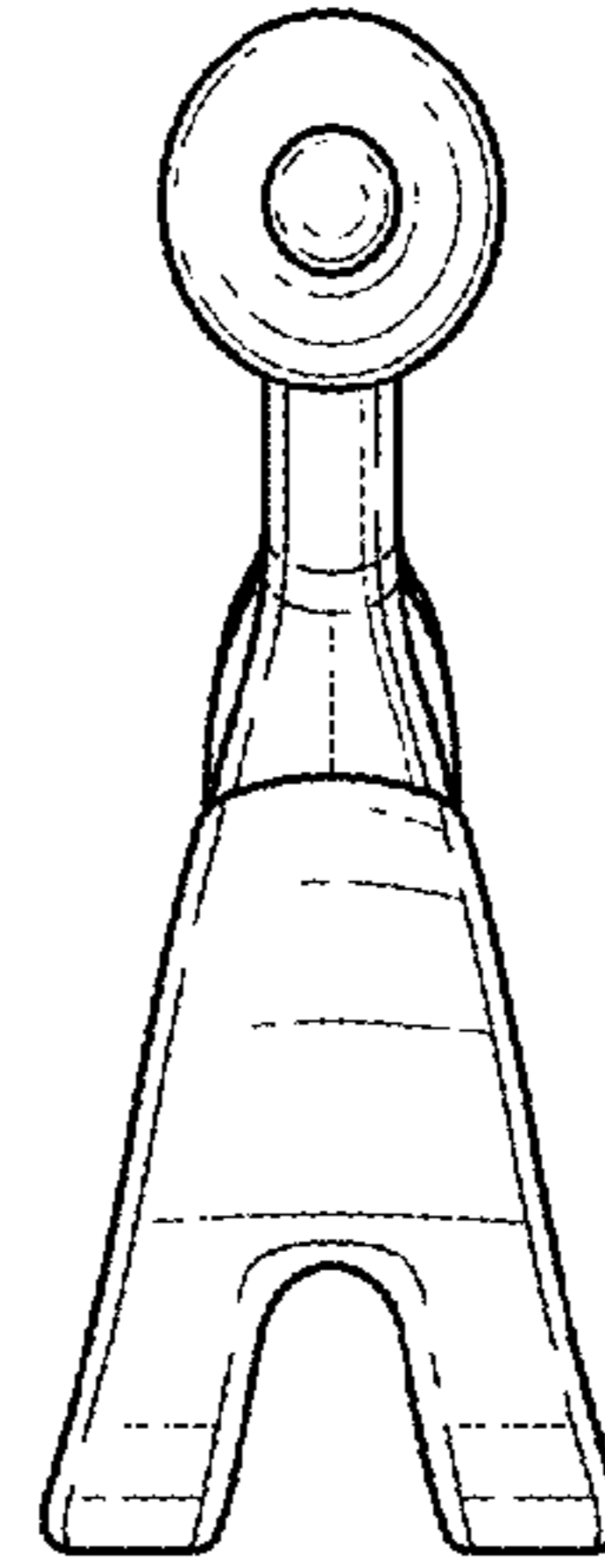


FIG. 11

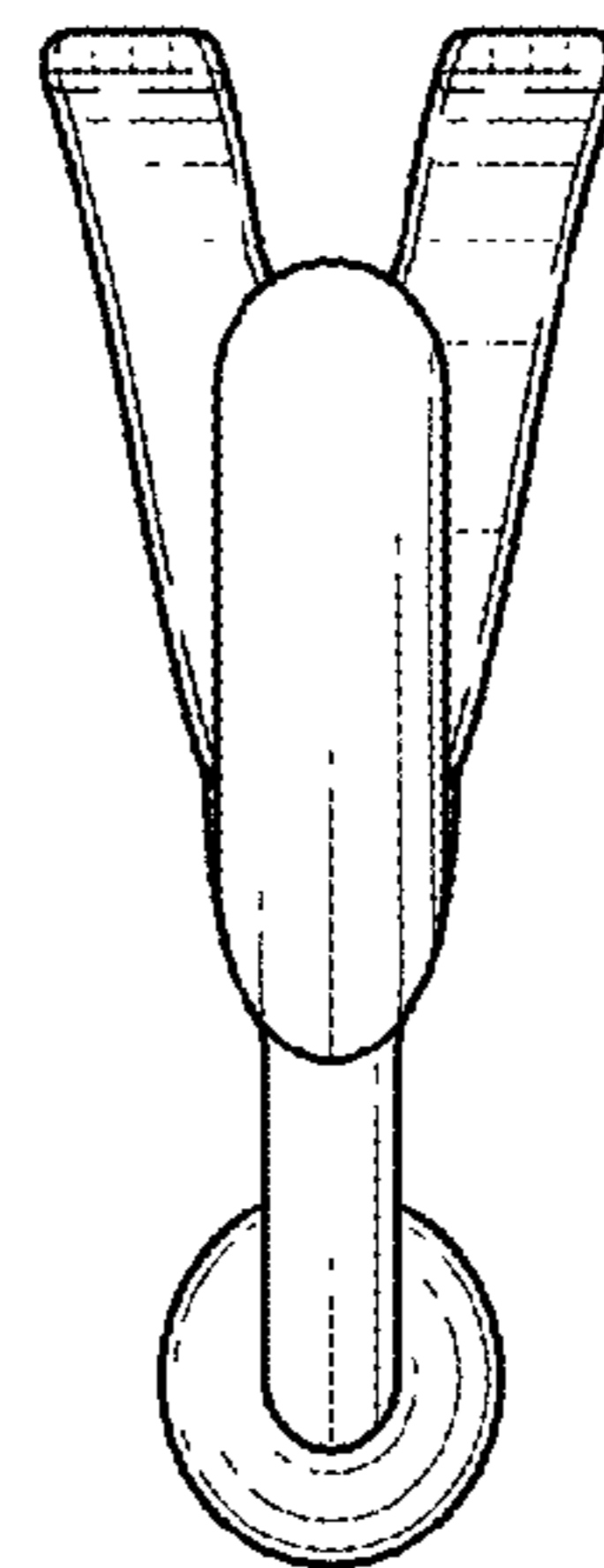


FIG. 12

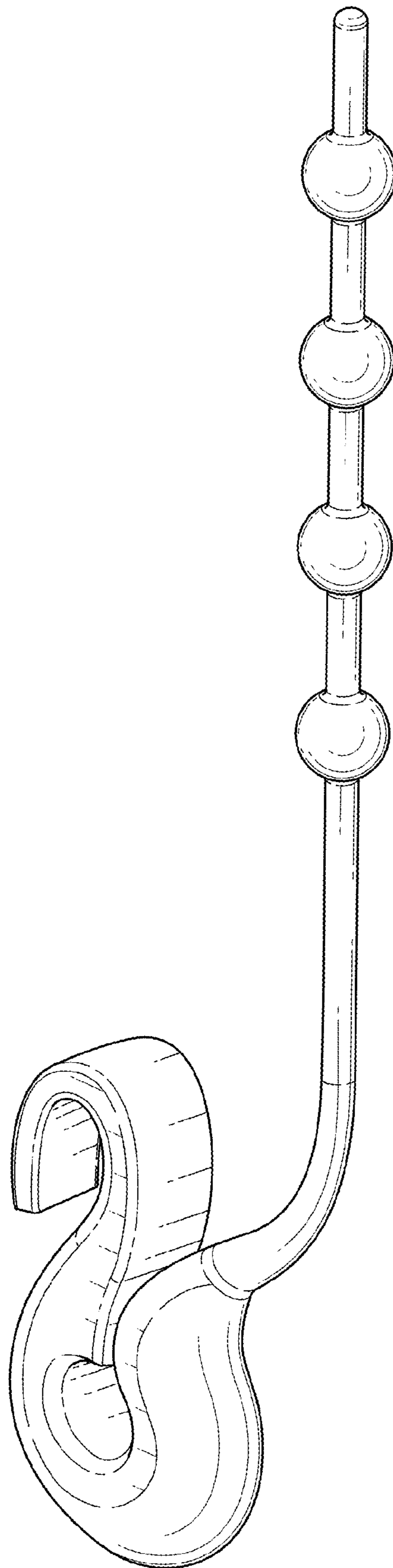


FIG. 13

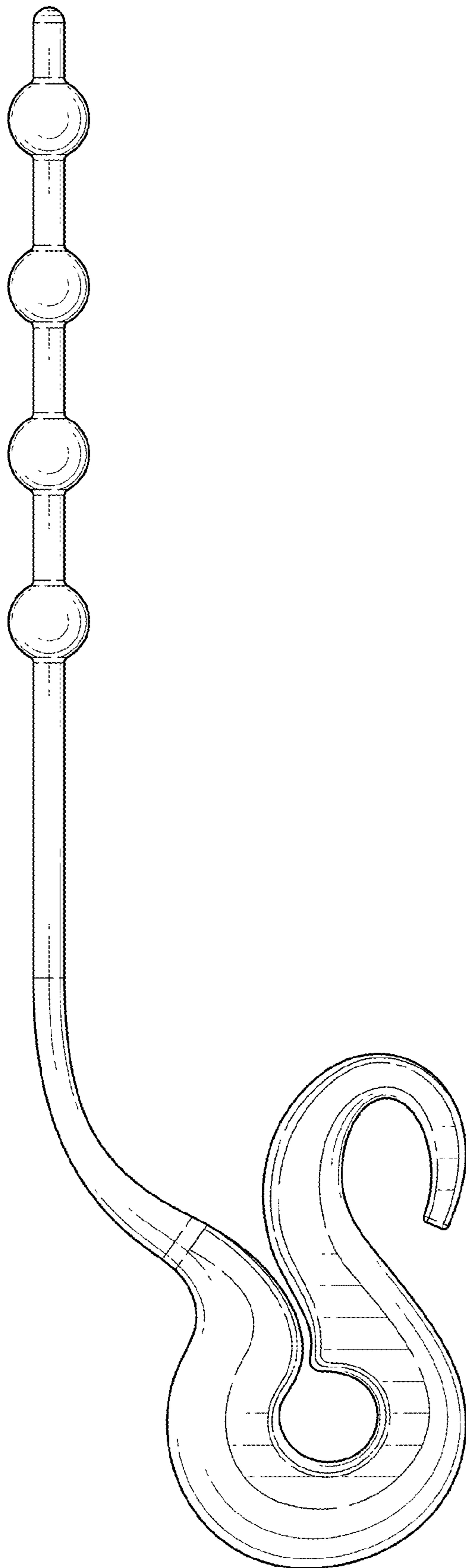


FIG. 14

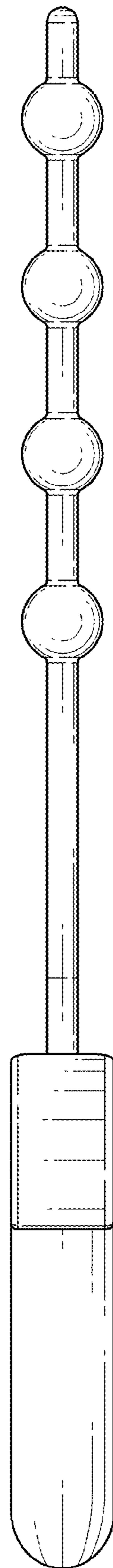


FIG. 15

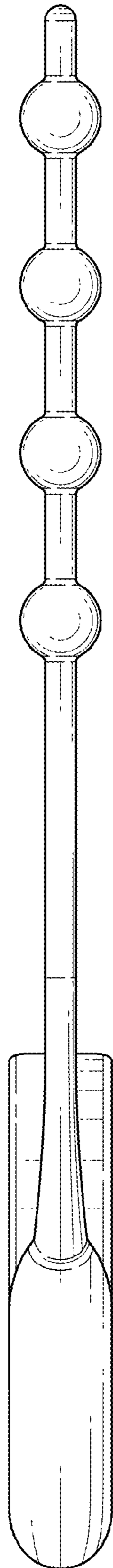


FIG. 16

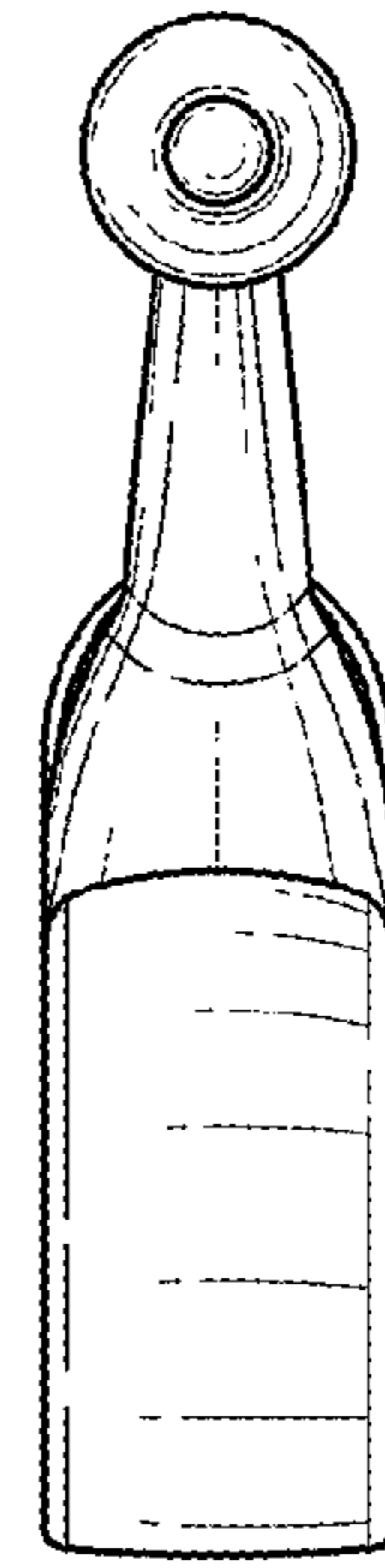


FIG. 17

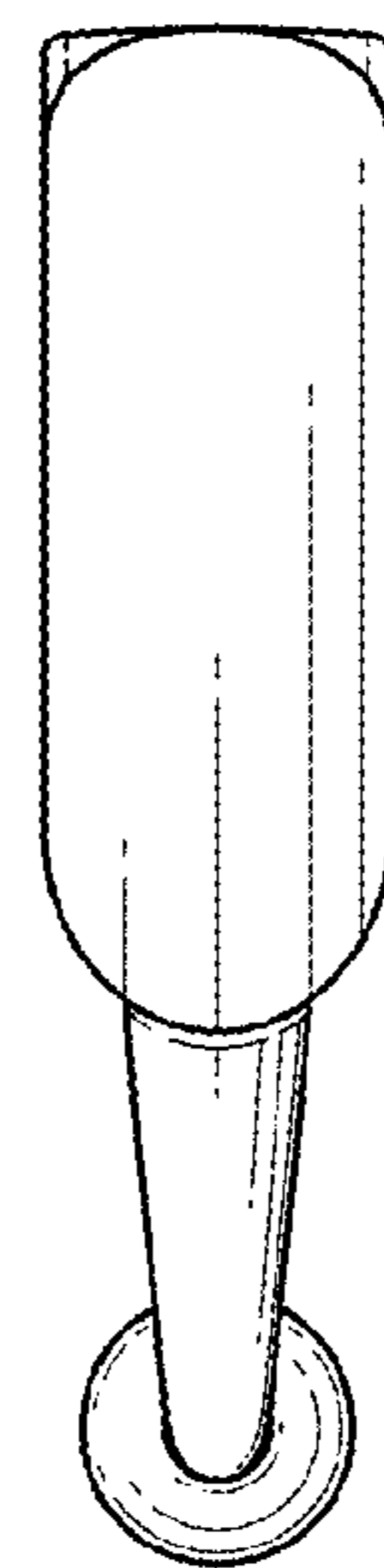


FIG. 18