



US00D976081S

(12) **United States Design Patent** (10) **Patent No.:** **US D976,081 S**
Chen (45) **Date of Patent:** **** Jan. 24, 2023**

- (54) **LOCK**
- (71) Applicant: **Yiwu Ledong Network Technology Co., Ltd., Yiwu (CN)**
- (72) Inventor: **Rong Chen, Guigang (CN)**
- (73) Assignee: **Yiwu Ledong Network Technology Co., Ltd., Yiwu (CN)**
- (**) Term: **15 Years**
- (21) Appl. No.: **29/833,294**
- (22) Filed: **Apr. 2, 2022**
- (51) **LOC (14) Cl.** **08-07**
- (52) **U.S. Cl.**
USPC **D8/336**
- (58) **Field of Classification Search**
USPC D8/71, 331, 333-334, 339, 347, 400;
D12/114
CPC B62H 5/147; B62H 5/003; B62H 5/14;
B62H 5/00; E05B 71/00; E05B 47/0012
See application file for complete search history.

- (56) **References Cited**
U.S. PATENT DOCUMENTS
- 7,437,898 B2 * 10/2008 Su E05B 67/003
70/423
- D579,756 S * 11/2008 Hentschel E05B 67/003
D8/336
- 7,481,084 B1 * 1/2009 Wu E05B 67/003
70/52
- D657,657 S * 4/2012 Golling D8/334
- D658,037 S * 4/2012 Golling D8/334
- D660,683 S * 5/2012 Golling D8/324
- D660,684 S * 5/2012 Golling D8/324
- D745,366 S * 12/2015 Ocklenburg D8/339
- 9,217,265 B2 * 12/2015 Muller E05B 67/003
- D781,133 S * 3/2017 Heinemann D8/336
- D793,206 S * 8/2017 Shenkerman D8/336

- D825,313 S * 8/2018 Ocklenburg D8/339
- D835,967 S * 12/2018 Ocklenburg D8/330
- 10,662,678 B2 * 5/2020 Heinemann B62H 5/003
- D927,961 S * 8/2021 Drechsel D8/336
- 2011/0308282 A1 * 12/2011 Chen E05B 67/003
70/15
- 2016/0369531 A1 * 12/2016 Hommel B62J 11/00
- 2018/0354573 A1 * 12/2018 Heinemann E05B 71/00
- 2020/0231235 A1 * 7/2020 Yang B62J 11/00
- 2021/0396050 A1 * 12/2021 Kuchler E05B 71/00

OTHER PUBLICATIONS

“ABUS Bordo uGrip Lite Mini 6055 Key Folding Lock”, Mar. 31, 2013, Amazon.com, site visited Jul. 25, 2022: <https://www.amazon.com/ABUS-Bordo-uGrip-Folding-Black/dp/B07F82V99N> (Year: 2013).*

(Continued)

Primary Examiner — Jack Reickel
Assistant Examiner — Michael A Kervin
(74) *Attorney, Agent, or Firm* — Zhihua Han; Wen IP LLC


(57) **CLAIM**

The ornamental design for a lock, as shown and described.

DESCRIPTION

FIG. 1 is a front, top, and left side perspective view of a lock, showing my new design;
FIG. 2 is a front elevation view thereof;
FIG. 3 is a rear elevation view thereof;
FIG. 4 is a left side elevation view thereof;
FIG. 5 is a right side elevation view thereof;
FIG. 6 is a top plan view thereof;
FIG. 7 is a bottom plan view thereof; and,
FIG. 8 is a rear, bottom, and right side perspective view thereof.

1 Claim, 8 Drawing Sheets



(56)

References Cited

OTHER PUBLICATIONS

“FoldyLock Classic Folding Bike Lock”, Aug. 30, 2016, Amazon.com, site visited Jul. 25, 2022: <https://www.amazon.com/dp/B0731JQHQD> (Year: 2016).*

“ANGGOER Compact Folding Bike Lock”, Mar. 20, 2022, Amazon.com, site visited Jul. 25, 2022: <https://www.amazon.com/ANGGOER-Security-Foldable-Electric-Scooters/dp/B09VZXZMXF> (Year: 2022).*

* cited by examiner




FIG. 1




FIG. 2




FIG. 3




FIG. 4




FIG. 5




FIG. 6




FIG. 7




FIG. 8