



US00D976069S

(12) **United States Design Patent**
Whitehead et al.

(10) **Patent No.:** **US D976,069 S**
(45) **Date of Patent:** **** Jan. 24, 2023**

(54) **RAKE HEAD**

(71) Applicant: **Suncast Technologies, LLC**, Palm Beach Gardens, FL (US)

(72) Inventors: **Stephen Whitehead**, Elgin, IL (US); **Torrence Anderson**, Overland Park, KS (US); **Charles Shotola**, La Grange Park, IL (US)

(73) Assignee: **Suncast Technologies, LLC**, Palm Beach Gardens, FL (US)

(**) Term: **15 Years**

(21) Appl. No.: **29/766,061**

(22) Filed: **Jan. 13, 2021**

(51) **LOC (14) Cl.** **08-01**

(52) **U.S. Cl.**
USPC **D8/13**

(58) **Field of Classification Search**
USPC D8/1, 13; 56/400.17, 400.21, 400.01
CPC A01D 7/00
See application file for complete search history.

(56) **References Cited**

U.S. PATENT DOCUMENTS

D10,532 S *	3/1878	Beebe	D8/1
764,401 A *	7/1904	Wegner	A01D 7/00 56/400.04
D54,878 S *	4/1920	Tsuchiya	D8/13
1,610,842 A *	12/1926	Young	A01D 7/06 56/400.21
2,883,820 A *	4/1959	Bissell	A01D 7/06 56/400.17
D198,860 S *	8/1964	Fedorka, Jr.	D8/13
3,164,945 A *	1/1965	Spencer	A01D 7/10 294/50.8
3,332,223 A *	7/1967	Polisso	A01D 7/00 56/400.17

D223,743 S *	6/1972	Vaughan	D8/13
D223,794 S *	6/1972	Hart	D8/13
D230,558 S *	3/1974	Laible	A01D 7/00 D8/13
D233,305 S *	10/1974	Eads	D8/13
D248,612 S *	7/1978	Oas	D8/13
D256,880 S *	9/1980	Brock, Jr.	D8/13
4,219,993 A *	9/1980	Cosmos	A01D 7/00 56/400.17
D292,261 S *	10/1987	Mitton	D8/13
D311,310 S *	10/1990	Clivio	D8/13
D350,052 S *	8/1994	Sun	D8/13
D353,979 S *	1/1995	Sargeant	D8/13

(Continued)

Primary Examiner — Rachel A. Voorhies

Assistant Examiner — Benjamin D. Wannemacher

(74) *Attorney, Agent, or Firm* — McHale & Slavin, P.A.

(57) **CLAIM**

The ornamental design for a rake head, as shown and described.

DESCRIPTION

FIG. 1 is a top front right perspective view of the rake head of the present invention;

FIG. 2 is a front view thereof;

FIG. 3 is a rear view thereof;

FIG. 4 is a right side view thereof;

FIG. 5 is a left side view thereof;

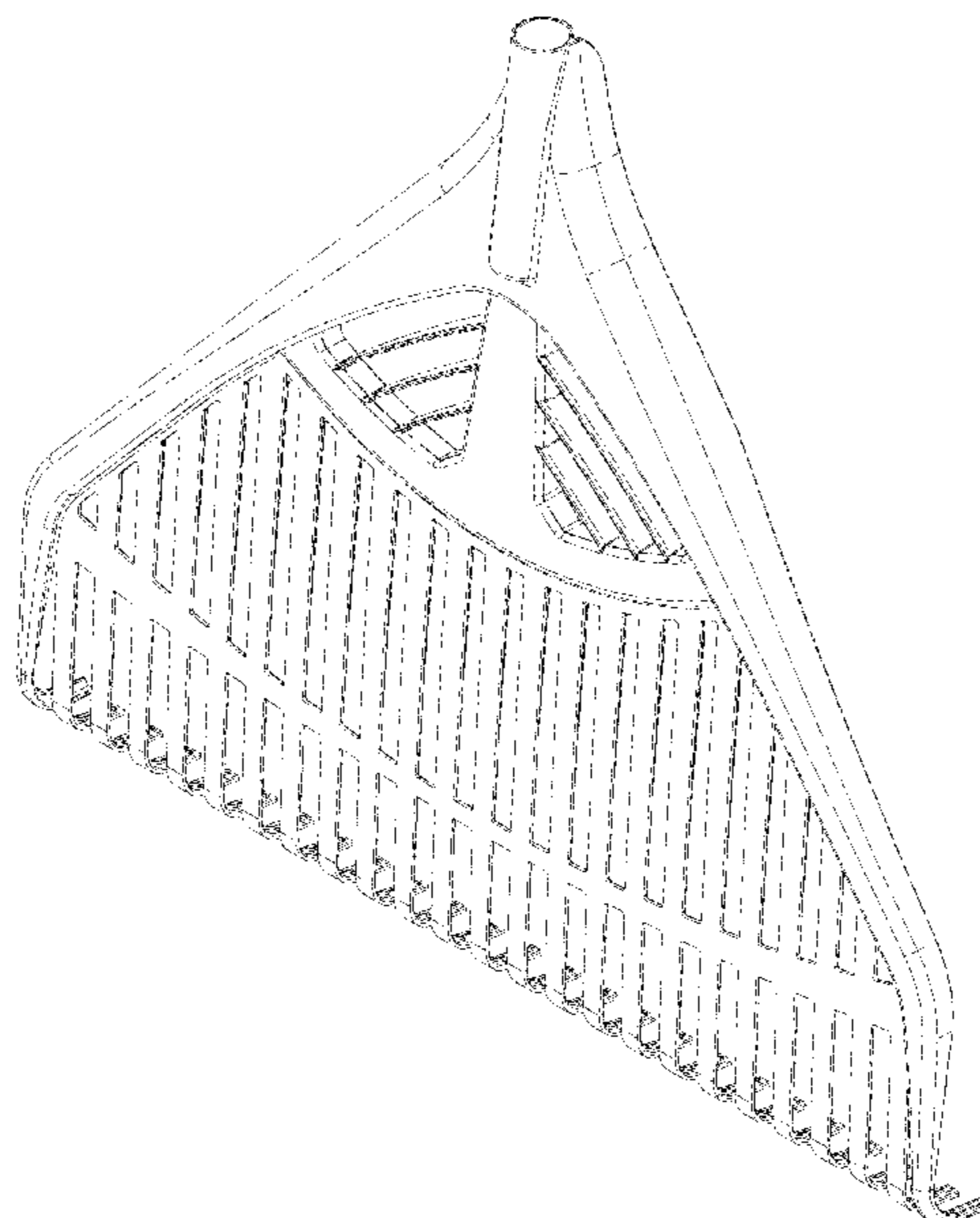
FIG. 6 is a top view thereof;

FIG. 7 is a bottom view thereof; and,

FIG. 8 is a top front right perspective view thereof illustrating an environmental view of the rake head with a handle. The dashed broken lines are for the purpose of illustrating portions of the rake head that form no part of the claimed design.

The dash dot broken lines are for the purpose of illustrating environmental structure that forms no part of the claimed design.

1 Claim, 6 Drawing Sheets



(56)

References Cited

U.S. PATENT DOCUMENTS

D369,073	S	*	4/1996	Sun	D8/13
D391,132	S	*	2/1998	Gandee	D8/13
D391,814	S	*	3/1998	Lindsey	D8/13
D393,786	S	*	4/1998	Hession	D8/13
D505,304	S	*	5/2005	Conaway	D8/13
D579,289	S	*	10/2008	Norton	D8/13

* cited by examiner

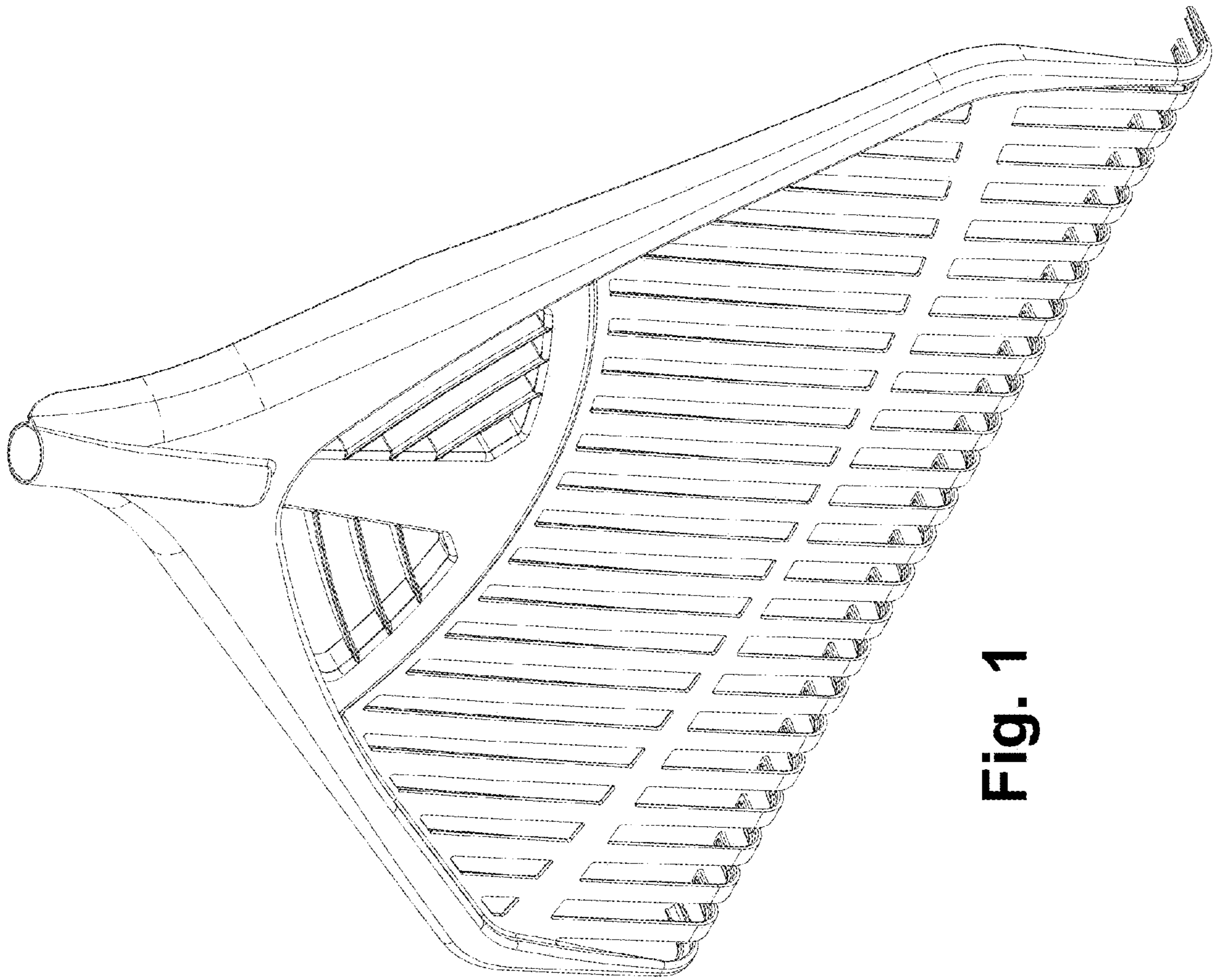


Fig. 1

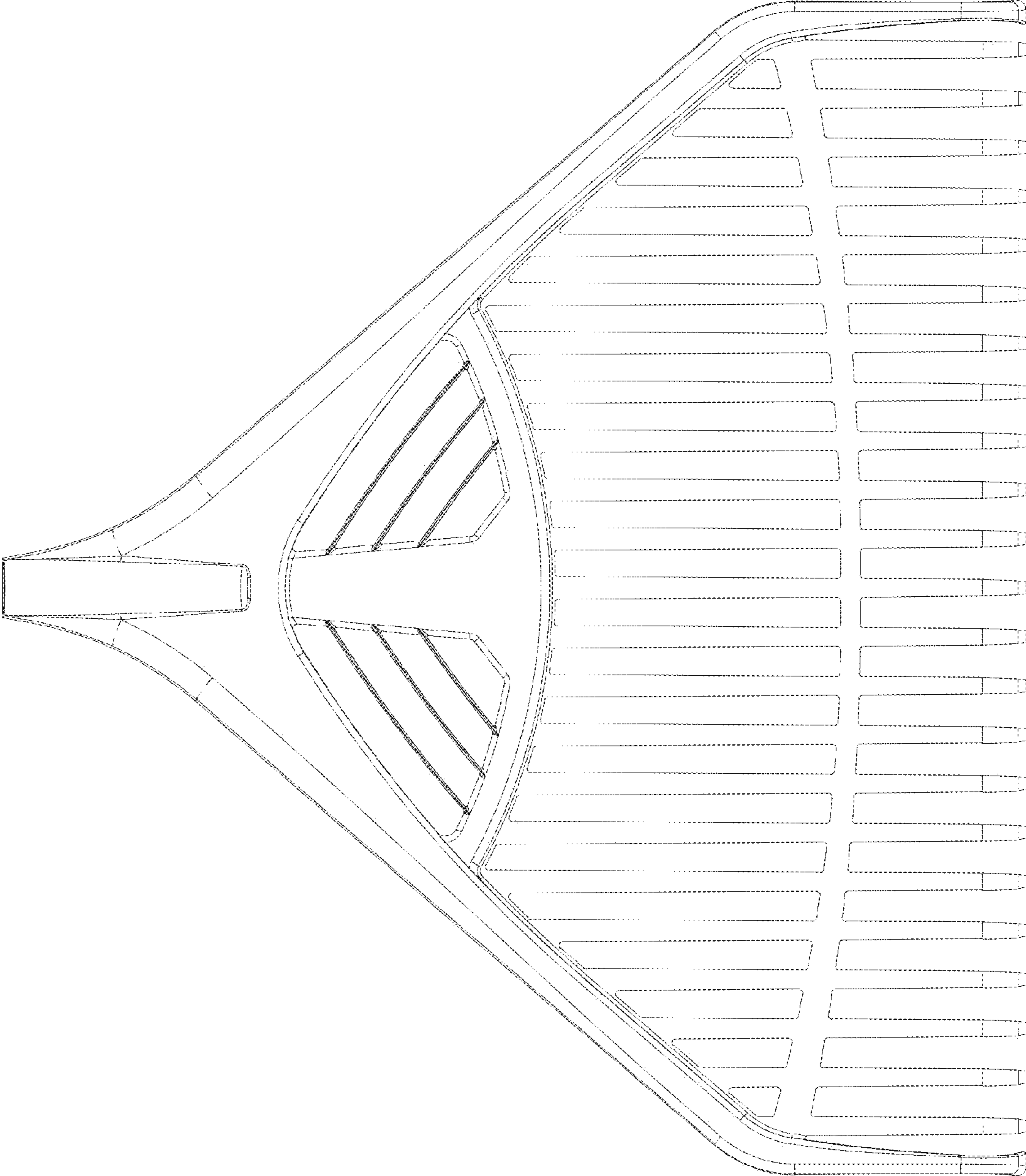


Fig. 2

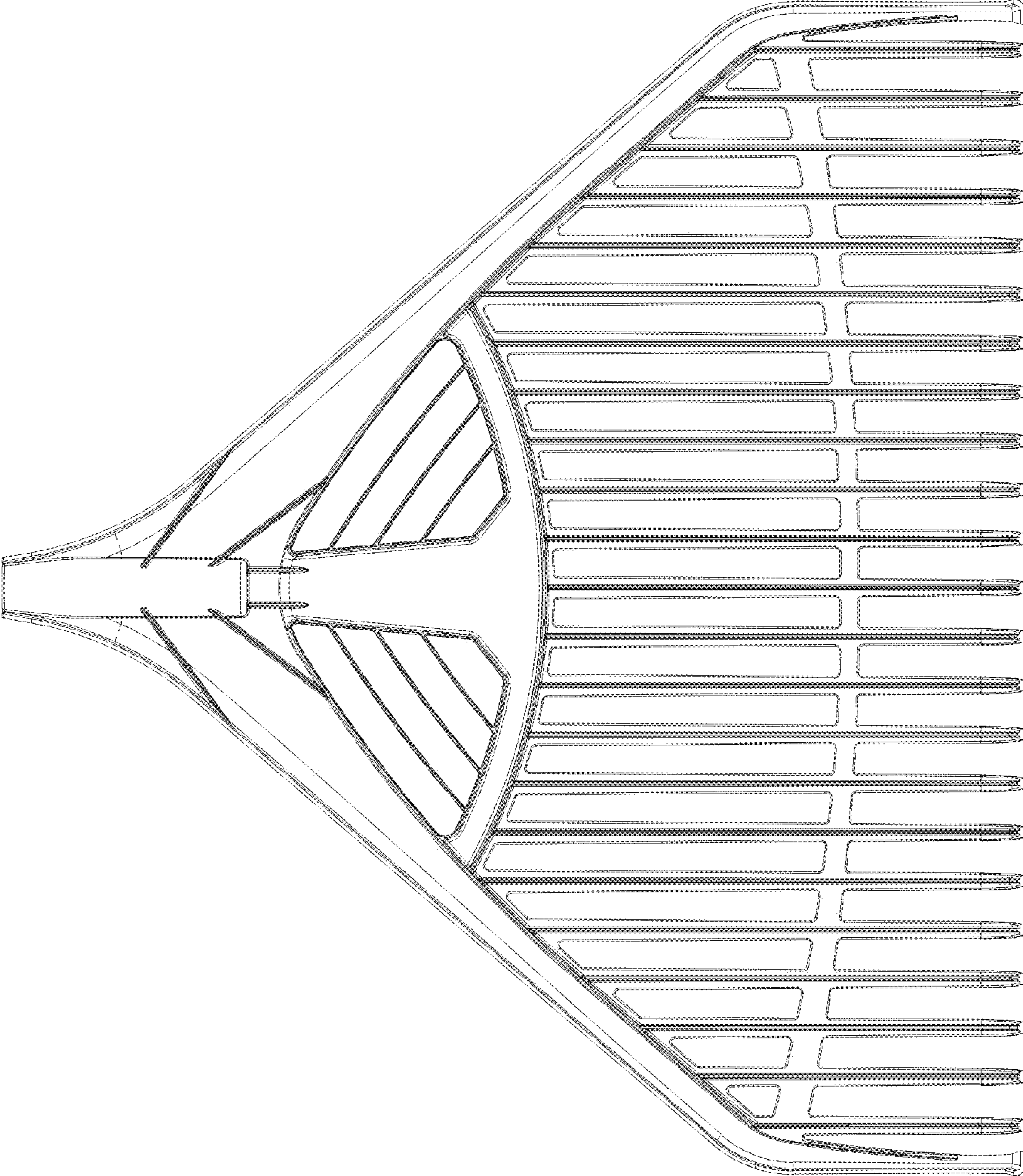


Fig. 3

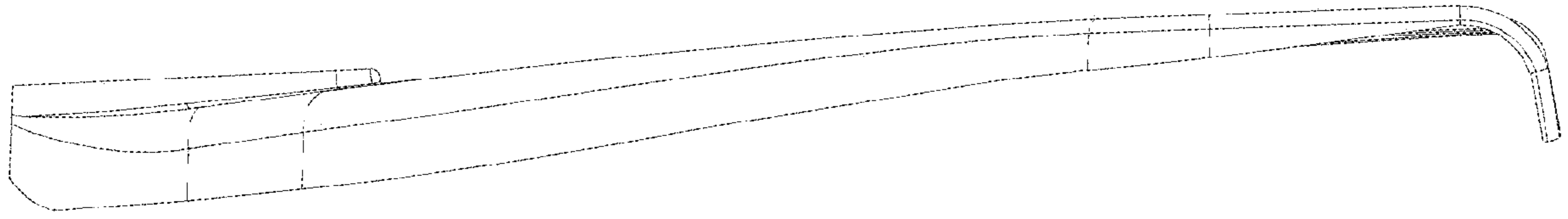


Fig. 5

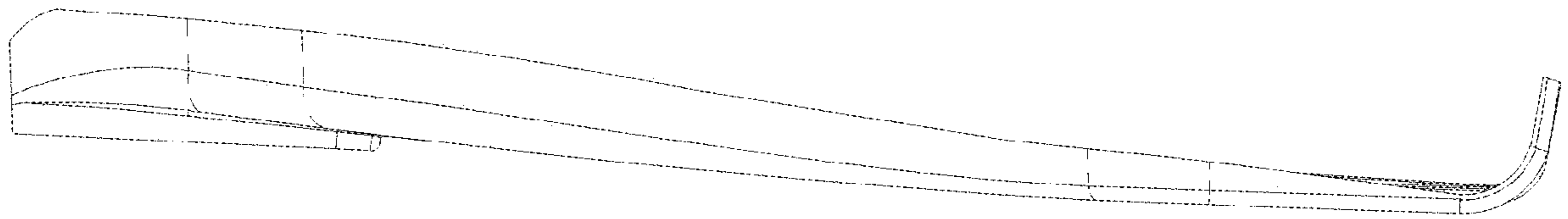


Fig. 4

Fig. 6

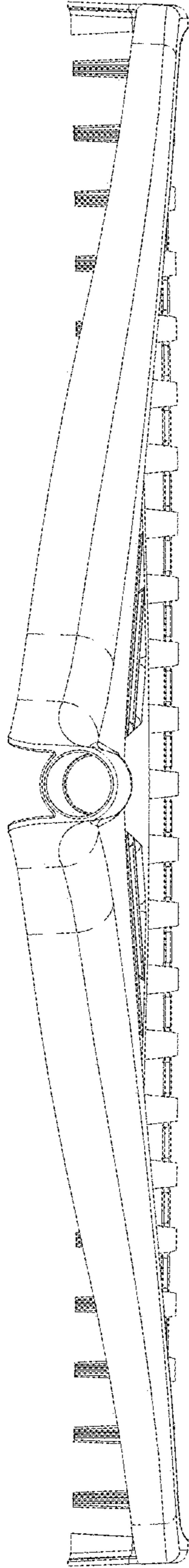
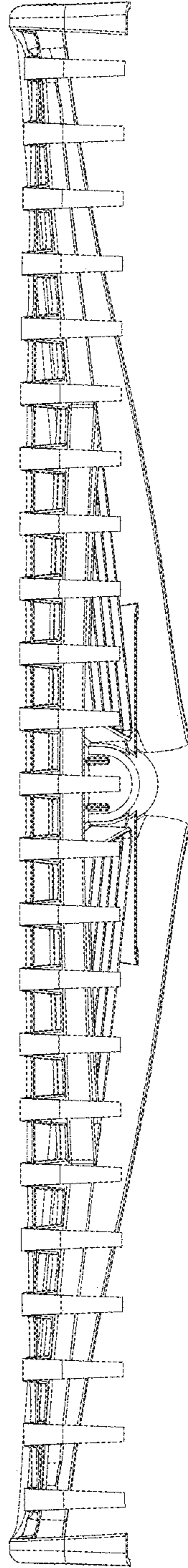


Fig. 7






Fig. 8