



US00D976051S

(12) **United States Design Patent** (10) **Patent No.:** **US D976,051 S**  
**Braukmann** (45) **Date of Patent:** **\*\* Jan. 24, 2023**

- (54) **MICROWAVE**
- (71) Applicant: **CASO HOLDING GmbH**, Arnsberg (DE)
- (72) Inventor: **Bernhard Braukmann**, Arnsberg (DE)
- (73) Assignee: **CASO HOLDING GmbH**, Arnsberg (DE)
- (\*\*) Term: **15 Years**
- (21) Appl. No.: **29/804,355**
- (22) Filed: **Aug. 19, 2021**

**Related U.S. Application Data**

- (63) Continuation of application No. 29/716,523, filed on Dec. 10, 2019, now Pat. No. Des. 931,032.
- (51) **LOC (14) Cl.** ..... **07-02**
- (52) **U.S. Cl.**  
USPC ..... **D7/351**
- (58) **Field of Classification Search**  
USPC ..... D7/323, 332-339, 347-351, 387,  
D7/402-405; D21/523-525  
CPC ..... A47J 37/00; A47J 37/06; A47J 37/0623;  
A47J 37/0629; A47J 37/0635; A47J  
37/0641; A47J 37/0647; A47J 37/0652;  
A47J 37/0658; A47J 37/067; A47J 37/07;  
A47J 37/0704; A47J 37/0709; A47J  
37/0713; A47J 37/0763; A47J 37/0871  
See application file for complete search history.

(56) **References Cited**

**U.S. PATENT DOCUMENTS**

4,434,344	A	2/1984	Dills	
D531,447	S	* 11/2006	Lee	D7/350.4
D532,645	S	* 11/2006	Lee	D7/351
D633,329	S	* 3/2011	Baek	D7/351
D633,750	S	* 3/2011	Baek	D7/351
D634,576	S	3/2011	Baek et al.	

D635,391	S	* 4/2011	Sakai	D7/350.1
D705,591	S	* 5/2014	Lee	D7/351
D708,469	S	7/2014	Kim et al.	
D773,233	S	* 12/2016	Suh	D7/351
D784,751	S	* 4/2017	Funnell, II	D7/348
D788,515	S	6/2017	Kim et al.	

(Continued)

**FOREIGN PATENT DOCUMENTS**

CN	305978543	8/2020
RU	00120528	7/2020
RU	00120529	7/2020

**OTHER PUBLICATIONS**

Design No. 00120531, Dec. 10, 2019—Federal Service for Intellectual Property (Rospatent) Publication Date—Jul. 10, 2020 Owner—Kaso Holding GmbH, Designer—Bernhard Brauckmann DesignView, available at [www.tmdn.org/tmdsview-web/welcome](http://www.tmdn.org/tmdsview-web/welcome) (Year: 2020).\*

(Continued)

*Primary Examiner* — Mary Ann Calabrese  
*Assistant Examiner* — Natalya M Rapundalo  
(74) *Attorney, Agent, or Firm* — Saidman DesignLaw Group, LLC

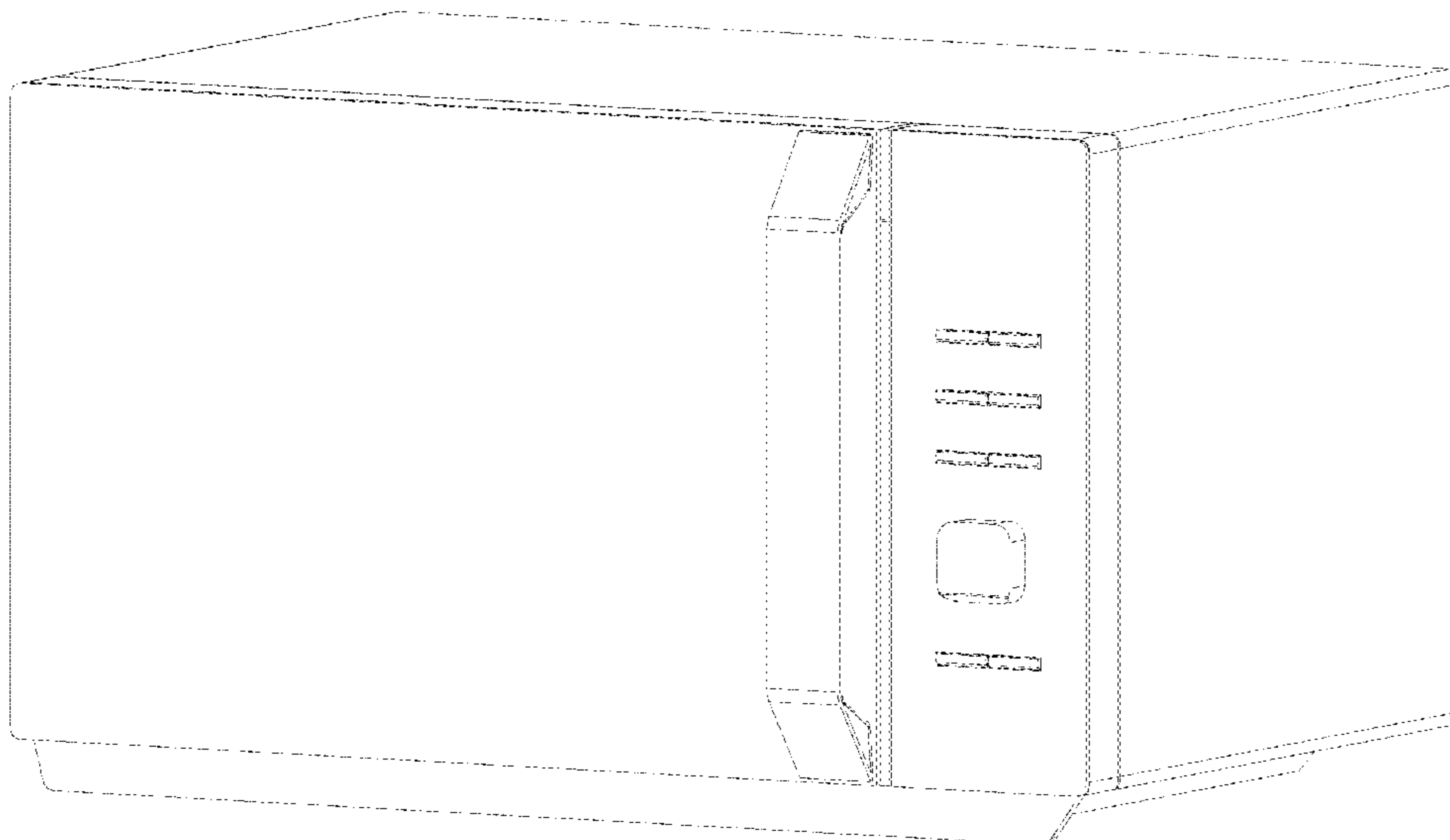
(57) **CLAIM**

The ornamental design for a microwave, as shown and described.

**DESCRIPTION**

FIG. 1 is a perspective view of a microwave showing my new design;  
FIG. 2 is a front view thereof;  
FIG. 3 is a rear view thereof;  
FIG. 4 is a left side view thereof;  
FIG. 5 is a right side view thereof;  
FIG. 6 is a top view thereof; and,  
FIG. 7 is a bottom view thereof.

**1 Claim, 7 Drawing Sheets**



(56)

**References Cited**

U.S. PATENT DOCUMENTS

D813,592 S \* 3/2018 Jeon ..... D7/351  
D823,045 S 7/2018 Barnard  
D845,058 S \* 4/2019 Hu ..... D7/351  
D893,935 S \* 8/2020 Li ..... D7/351  
D908,416 S 1/2021 Huang et al.  
2019/0215917 A1 7/2019 Huang

OTHER PUBLICATIONS

Caso MG 20 Cube Ceramic, Caso Design, [online], [site visited Sep. 27, 2022], Available from internet URL: <https://caso-design.de/en/p/mg20-cube-ceramic/> (Year: 2022).\*

Caso Mig 25, Caso Design, [online], [site Visited Mar. 12, 2021], Available from Internet URL: <https://caso-design.de/en/p/caso-mig25-inverter-microwave-grill/> (Year: 2021).

U.S. Appl. No. 29/716,523, filed Dec. 10, 2019 (Unpublished).

U.S. Appl. No. 29/804,345, filed Aug. 19, 2021 (Unpublished).

U.S. Appl. No. 29/804,352, filed Aug. 19, 2021 (Unpublished).

\* cited by examiner

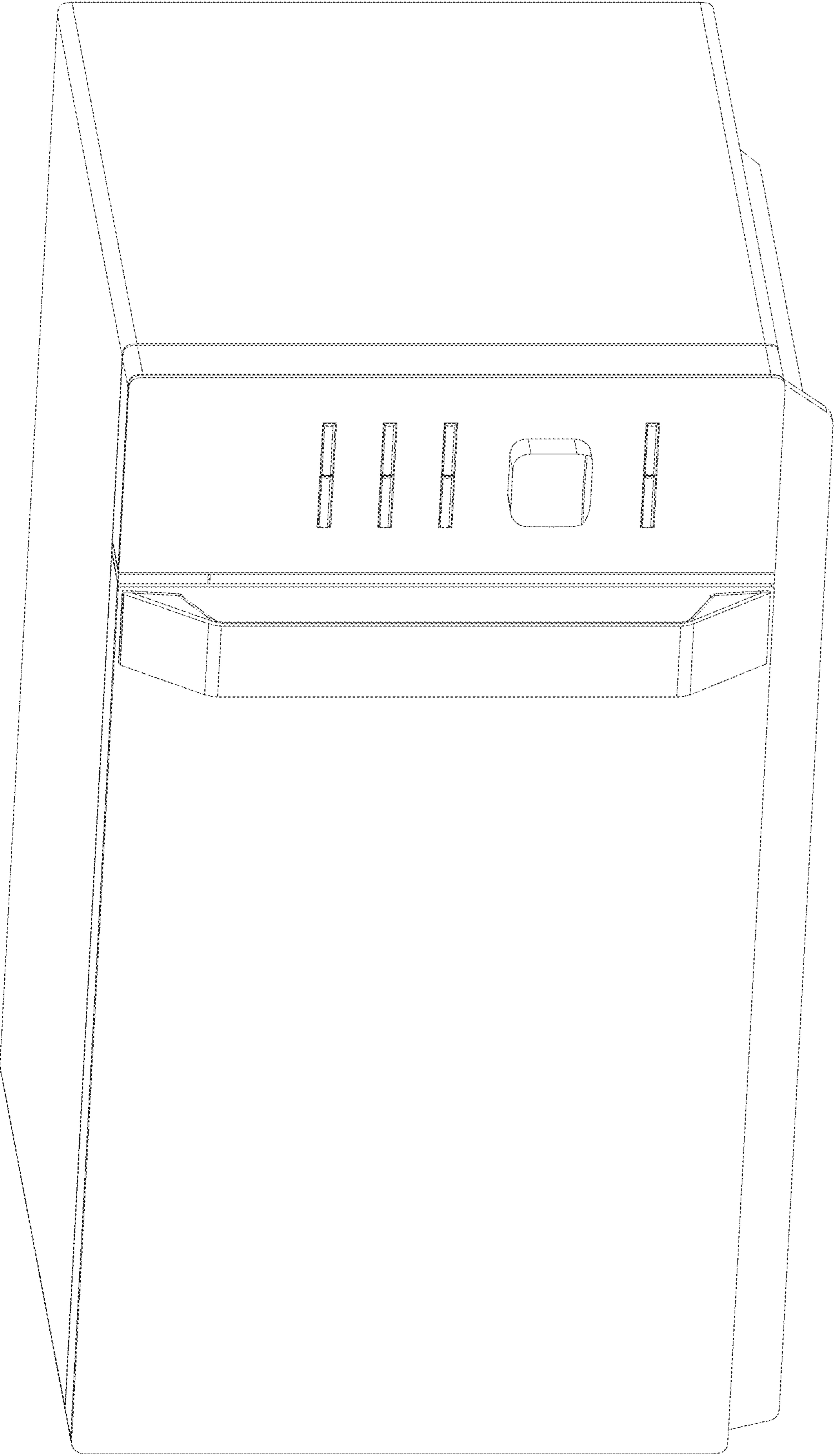


FIG. 1




FIG. 2




FIG. 3




FIG. 4




FIG. 5

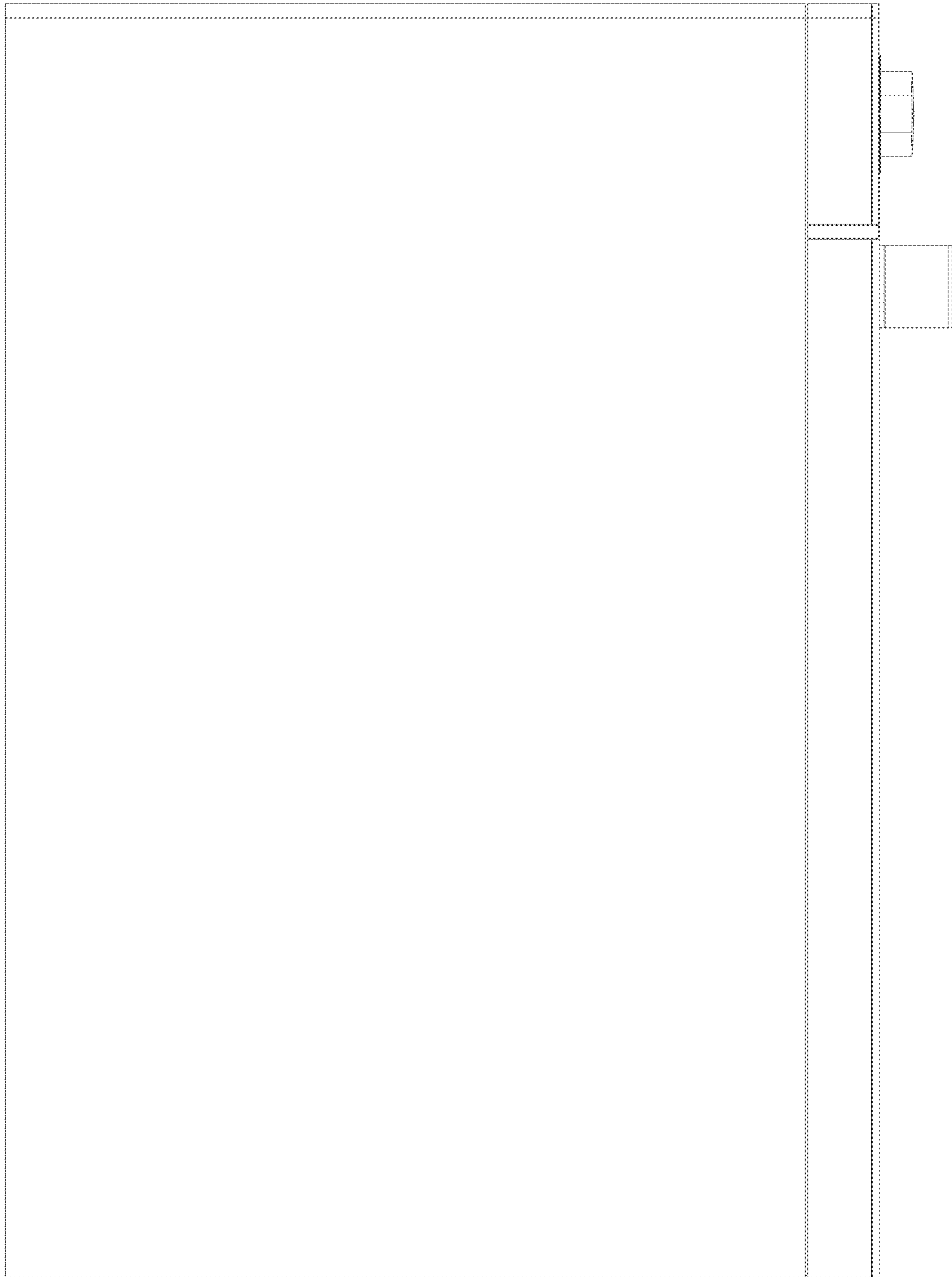


FIG. 6






FIG. 7