



US00D976049S

(12) **United States Design Patent** (10) **Patent No.:** **US D976,049 S**
Braukmann (45) **Date of Patent:** **** Jan. 24, 2023**

- (54) **MICROWAVE**
- (71) Applicant: **CASO HOLDING GmbH**, Arnsberg (DE)
- (72) Inventor: **Bernhard Braukmann**, Arnsberg (DE)
- (73) Assignee: **CASO HOLDING GmbH**, Arnsberg (DE)
- (**) Term: **15 Years**
- (21) Appl. No.: **29/804,345**
- (22) Filed: **Aug. 19, 2021**

- D635,391 S * 4/2011 Sakai D7/350.1
- D705,591 S * 5/2014 Lee D7/351
- D708,469 S 7/2014 Kim et al.
- D773,233 S * 12/2016 Suh D7/351
- D784,751 S * 4/2017 Funnell, II D7/348
- D788,515 S 6/2017 Kim et al.

(Continued)

FOREIGN PATENT DOCUMENTS

CN	305978543	8/2020
RU	00120528	7/2020
RU	00120529	7/2020

OTHER PUBLICATIONS

Design No. 00120530, Dec. 10, 2019—Federal Service for Intellectual Property (Rospatent) Publication Date—Jul. 10, 2020 Owner—Kaso Holding GmbH, Designer—Bernhard Brauckmann DesignView, available at www.tmdn.org/tmdsview-web/welcome (Year: 2020).*

(Continued)

Primary Examiner — Mary Ann Calabrese
Assistant Examiner — Natalya M Rapundalo
(74) *Attorney, Agent, or Firm* — Saidman DesignLaw Group, LLC

Related U.S. Application Data

- (63) Continuation of application No. 29/716,523, filed on Dec. 10, 2019, now Pat. No. Des. 931,032.
- (51) **LOC (14) Cl.** **07-02**
- (52) **U.S. Cl.**
USPC **D7/351**
- (58) **Field of Classification Search**
USPC D7/323, 332–339, 347–351, 387,
D7/402–405; D21/523–525
CPC A47J 37/00; A47J 37/06; A47J 37/0623;
A47J 37/0629; A47J 37/0635; A47J
37/0641; A47J 37/0647; A47J 37/0652;
A47J 37/0658; A47J 37/067; A47J 37/07;
A47J 37/0704; A47J 37/0709; A47J
37/0713; A47J 37/0763; A47J 37/0871
See application file for complete search history.

(57) **CLAIM**

The ornamental design for a microwave, as shown and described.

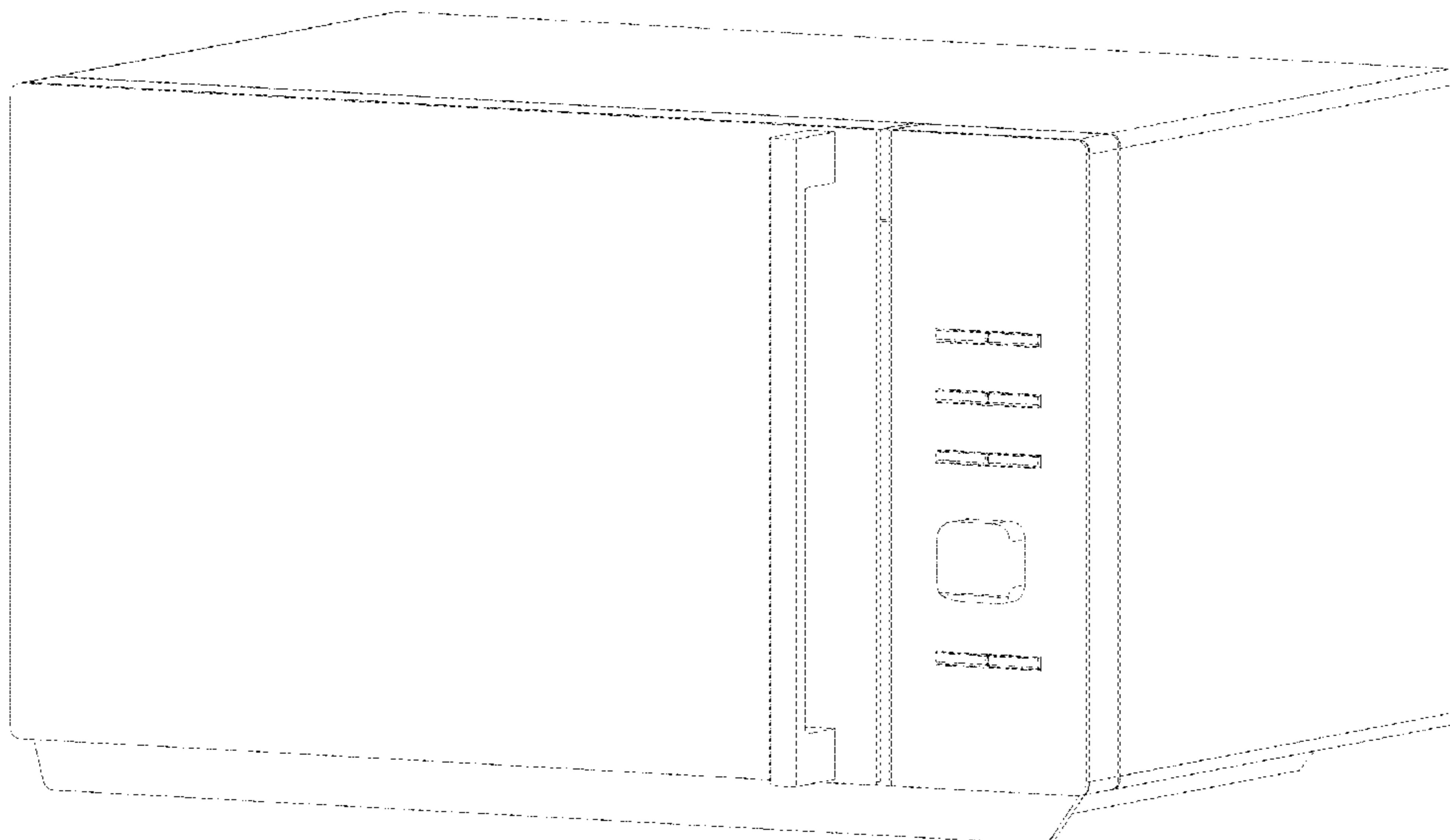
DESCRIPTION

FIG. 1 is a perspective view of a microwave showing my new design;
FIG. 2 is a front view thereof;
FIG. 3 is a rear view thereof;
FIG. 4 is a left side view thereof;
FIG. 5 is a right side view thereof;
FIG. 6 is a top view thereof; and,
FIG. 7 is a bottom view thereof.

1 Claim, 7 Drawing Sheets

(56) **References Cited**
U.S. PATENT DOCUMENTS

4,434,344 A	2/1984	Dills	
D531,447 S	* 11/2006	Lee D7/350.4
D532,645 S	* 11/2006	Lee D7/351
D633,329 S	* 3/2011	Baek D7/351
D633,750 S	* 3/2011	Baek D7/351
D634,576 S	3/2011	Baek et al.	



(56)

References Cited

U.S. PATENT DOCUMENTS

D813,592 S * 3/2018 Jeon D7/351
D823,045 S 7/2018 Barnard
D845,058 S * 4/2019 Hu D7/351
D893,935 S * 8/2020 Li D7/351
D908,416 S 1/2021 Huang et al.
2019/0215917 A1 7/2019 Huang

OTHER PUBLICATIONS

Caso Mg 20 Cube Ceramic, Caso Design, [online], [site visited Sep. 27, 2022], Available from internet URL: <https://caso-design.de/en/p/mg20-cube-ceramic/> (Year: 2022).*

Caso MIG 25, Caso Design, [online], [site visited Mar. 12, 2021], Available from Internet URL: <https://caso-design.de/en/p/caso-mig2b-inverter-microwave-grill/> (Year: 2021).

U.S. Appl. No. 29/716,523, filed Dec. 10, 2019 (Unpublished).

U.S. Appl. No. 29/804,352, filed Aug. 19, 2021 (Unpublished).

U.S. Appl. No. 29/804,355, filed Aug. 19, 2021 (Unpublished).

* cited by examiner

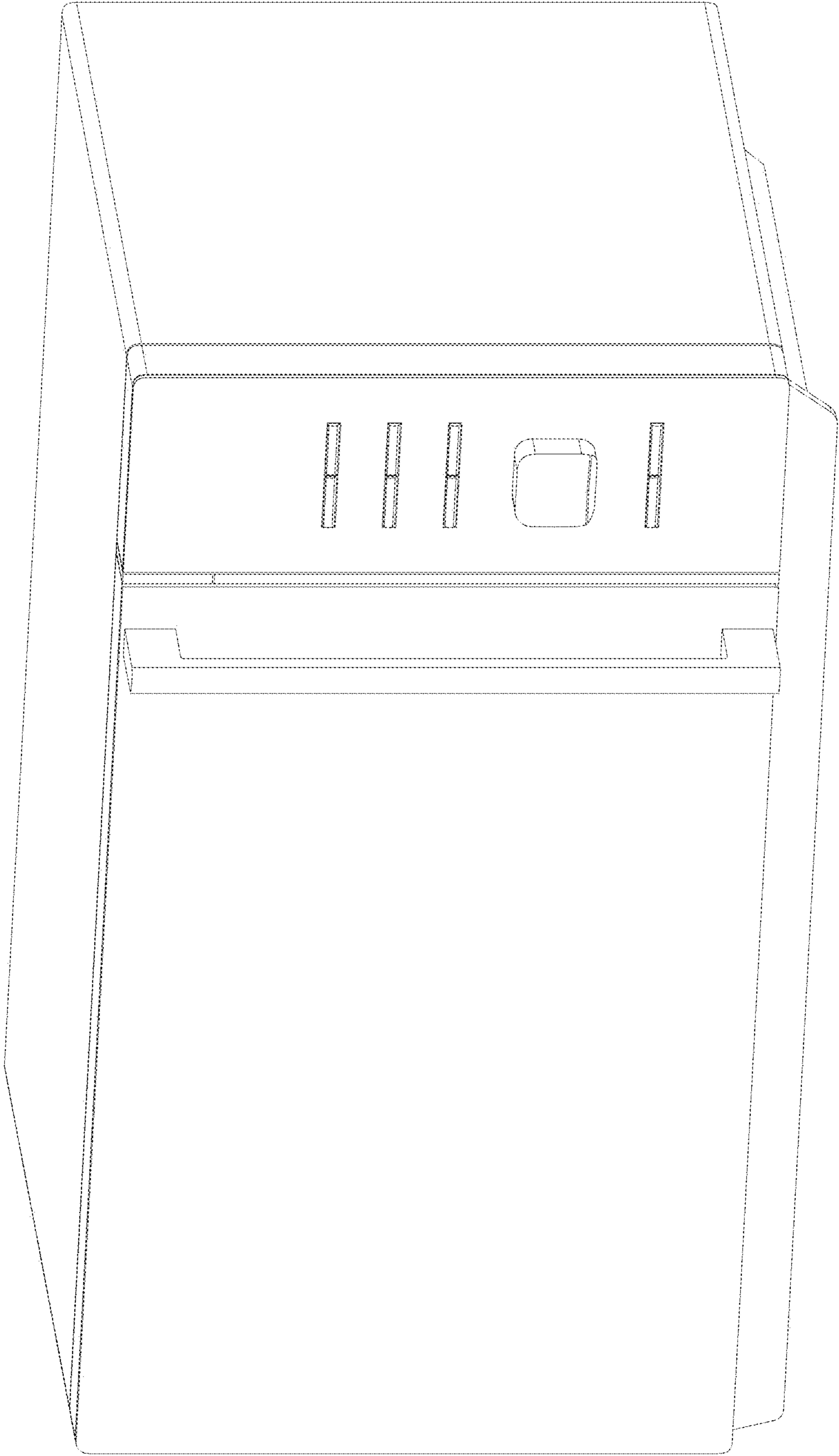


FIG. 1




FIG. 2




FIG. 3




FIG. 4




FIG. 5




FIG. 6




FIG. 7