



US00D976038S

(12) **United States Design Patent** (10) **Patent No.:** **US D976,038 S**
Kumazawa (45) **Date of Patent:** **** Jan. 24, 2023**

(54) **LEG FOR TABLE**
(71) Applicant: **Aichi Co., Ltd.**, Aichi-ken (JP)
(72) Inventor: **Taku Kumazawa**, Nagoya (JP)
(**) Term: **15 Years**

D789,720 S * 6/2017 Hurford D6/709
D827,350 S * 9/2018 Young D6/709
D839,649 S * 2/2019 Lawson D6/709
D907,421 S * 1/2021 Young D6/709
D910,354 S * 2/2021 Xiang D6/702
D933,407 S * 10/2021 Tripoli D6/709

(21) Appl. No.: **35/512,480**
(22) Filed: **Mar. 2, 2021**

OTHER PUBLICATIONS

“Good Design Award 2014.” Found online May 18, 2022 at www.g-mark.org. Product on the market Jan. 2011. Retrieved from URL: <https://www.g-mark.org/award/describe/41387?locale=en> (Year: 2011).*

(80) **Hague Agreement Data**
Int. Filing Date: **Mar. 2, 2021**
Int. Reg. No.: **DM/213289**
Int. Reg. Date: **Mar. 2, 2021**
Int. Reg. Pub. Date: **Sep. 3, 2021**

(Continued)

Primary Examiner — Mary Ann Calabrese
Assistant Examiner — Katelin G Kloberg

(30) **Foreign Application Priority Data**

(57) **CLAIM**

The ornamental design for leg for table, as shown and described.

Sep. 11, 2020 (JP) 2020-019416 D

DESCRIPTION

(51) **LOC (14) Cl.** **06-06**

(52) **U.S. Cl.**
USPC **D6/709**

1.1: a front perspective view of the leg for table.
1.2: a back perspective view thereof.
1.3: a front elevational view thereof.
1.4: a back elevational view thereof.
1.5: a left elevational view thereof.
1.6: a top plan view thereof.
1.7: a bottom plan view thereof.
1.8: a cross-sectional view thereof, taken along section line A-A in Figure 1.5.
1.9: a cross-sectional view thereof, taken along section line B-B in Figure 1.5.
1.10: a front view thereof shown within an environment of use.
The right elevational view is a mirror image of the left elevational view.
The broken lines depict environmental subject matter that form no part of the claimed design.

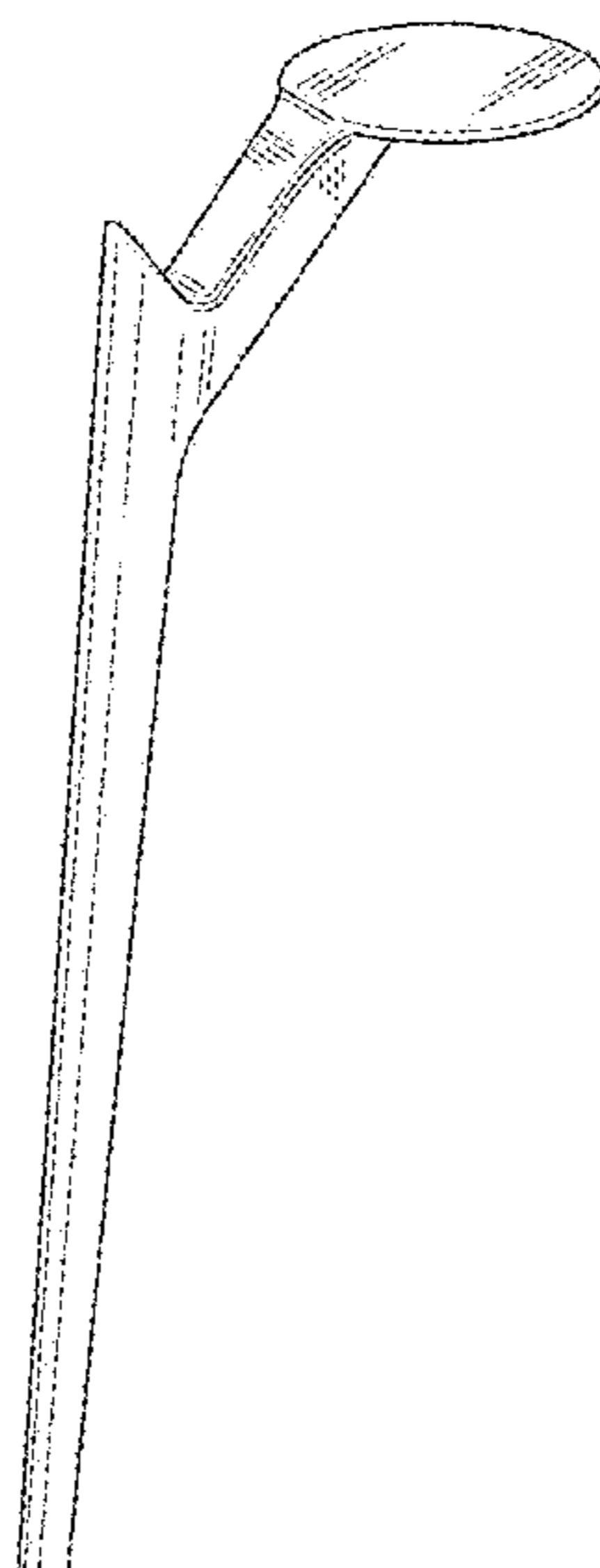
(58) **Field of Classification Search**
USPC D6/702, 708, 708.16, 709, 709.2, 709.21
CPC A47B 13/02; A47B 91/00; A47B 13/00
See application file for complete search history.

(56) **References Cited**

U.S. PATENT DOCUMENTS

D186,026 S * 9/1959 Monroe D6/709
D186,985 S * 1/1960 Cohen D6/709.21
D187,990 S * 5/1960 Cohen D6/709.21
D456,183 S * 4/2002 Brown D6/709
D476,512 S * 7/2003 Glass D6/709
D499,585 S * 12/2004 Williams D6/709.21
D499,905 S * 12/2004 Grosfillex D6/709
D505,812 S * 6/2005 McBrayer, Jr. D6/709
D764,848 S * 8/2016 Gill D6/708
D776,964 S * 1/2017 Schweikarth D6/702

1 Claim, 9 Drawing Sheets



(56)

References Cited

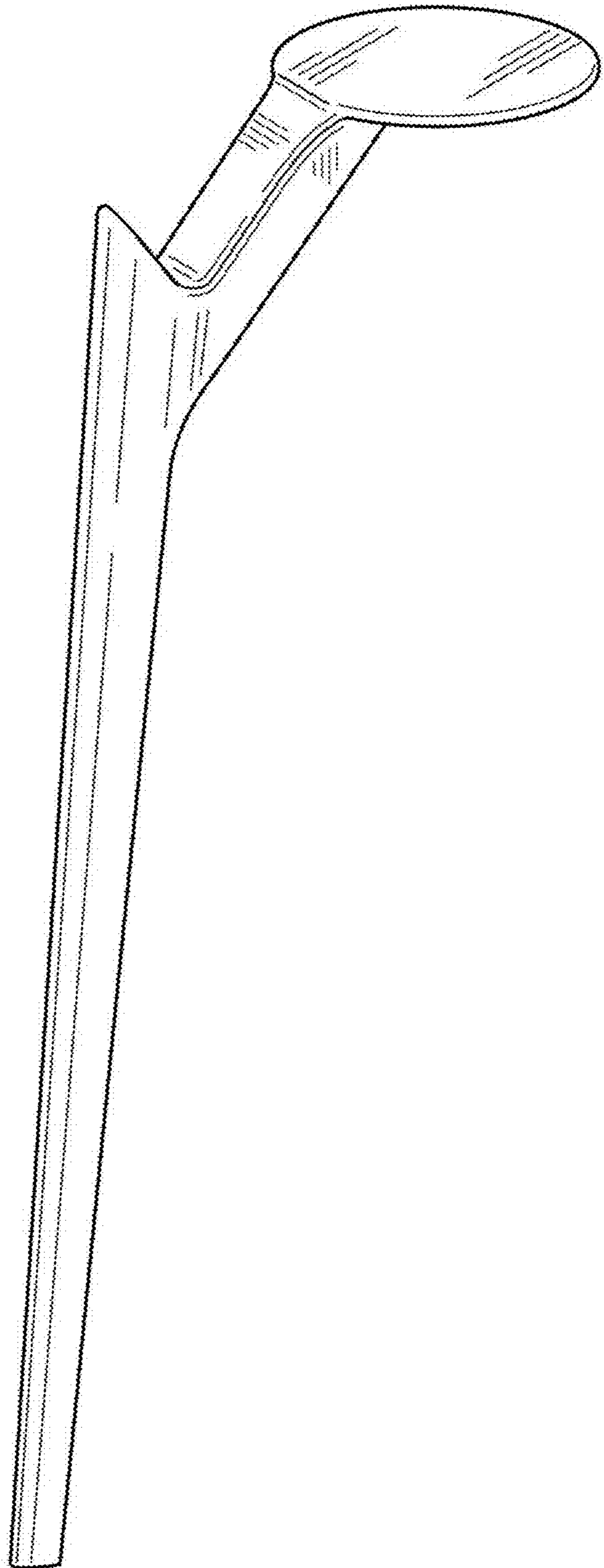
OTHER PUBLICATIONS

“A Small, Useful Design Feature on This Table.” Found online May 18, 2022 at www.core77.com. Page archived Mar. 6, 2022. Retrieved from URL: <https://web.archive.org/web/20220306225145/https://www.core77.com/posts/112895/A-Small-Useful-Design-Feature-on-This-Table> (Year: 2022).*

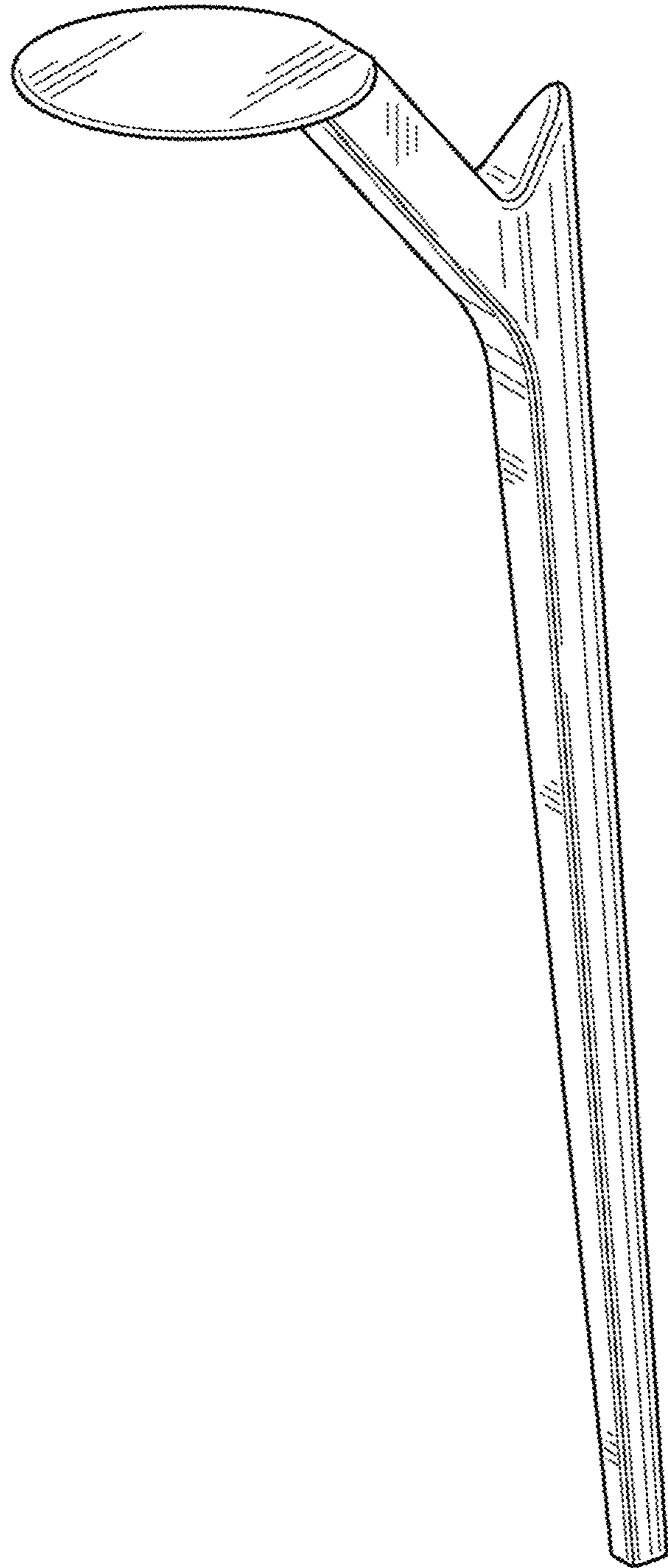
“Dtn Table.” Found online May 18, 2022 at www.buydesign.com.au. Page archived Mar. 29, 2022. Retrieved from URL: <https://web.archive.org/web/20220329080751/https://www.buydesign.com.au/bd-clearance-aichi-dtn-desk.html> (Year: 2022).*

* cited by examiner

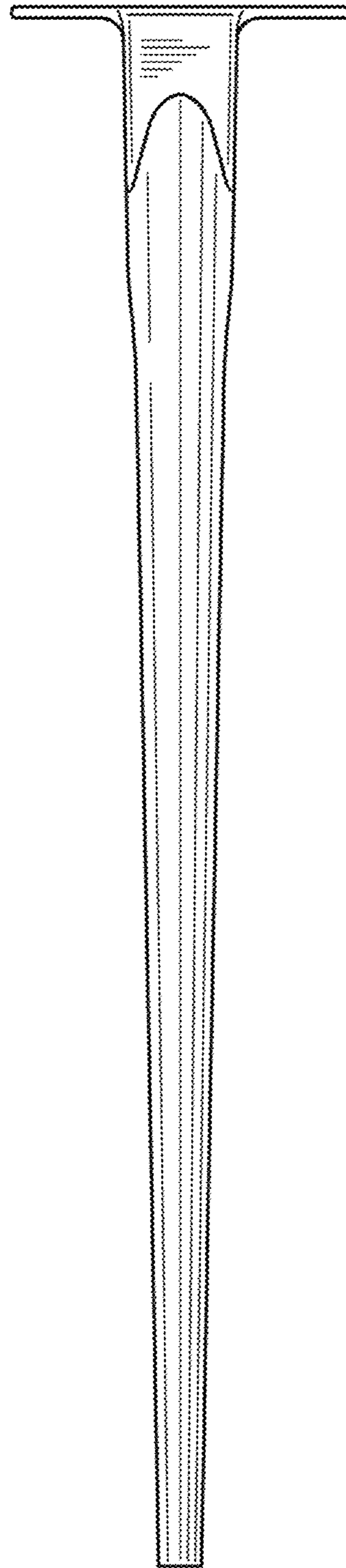
1.1



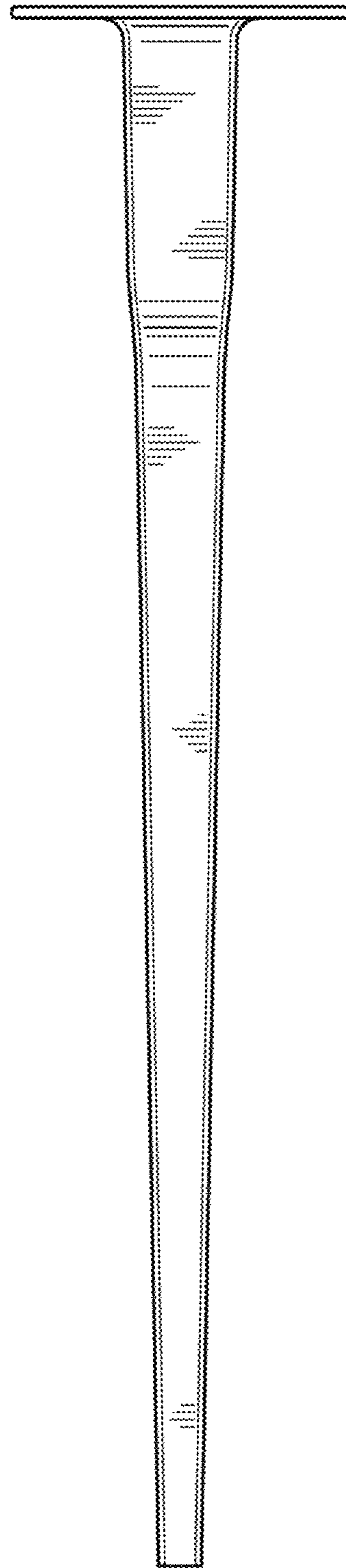
1.2



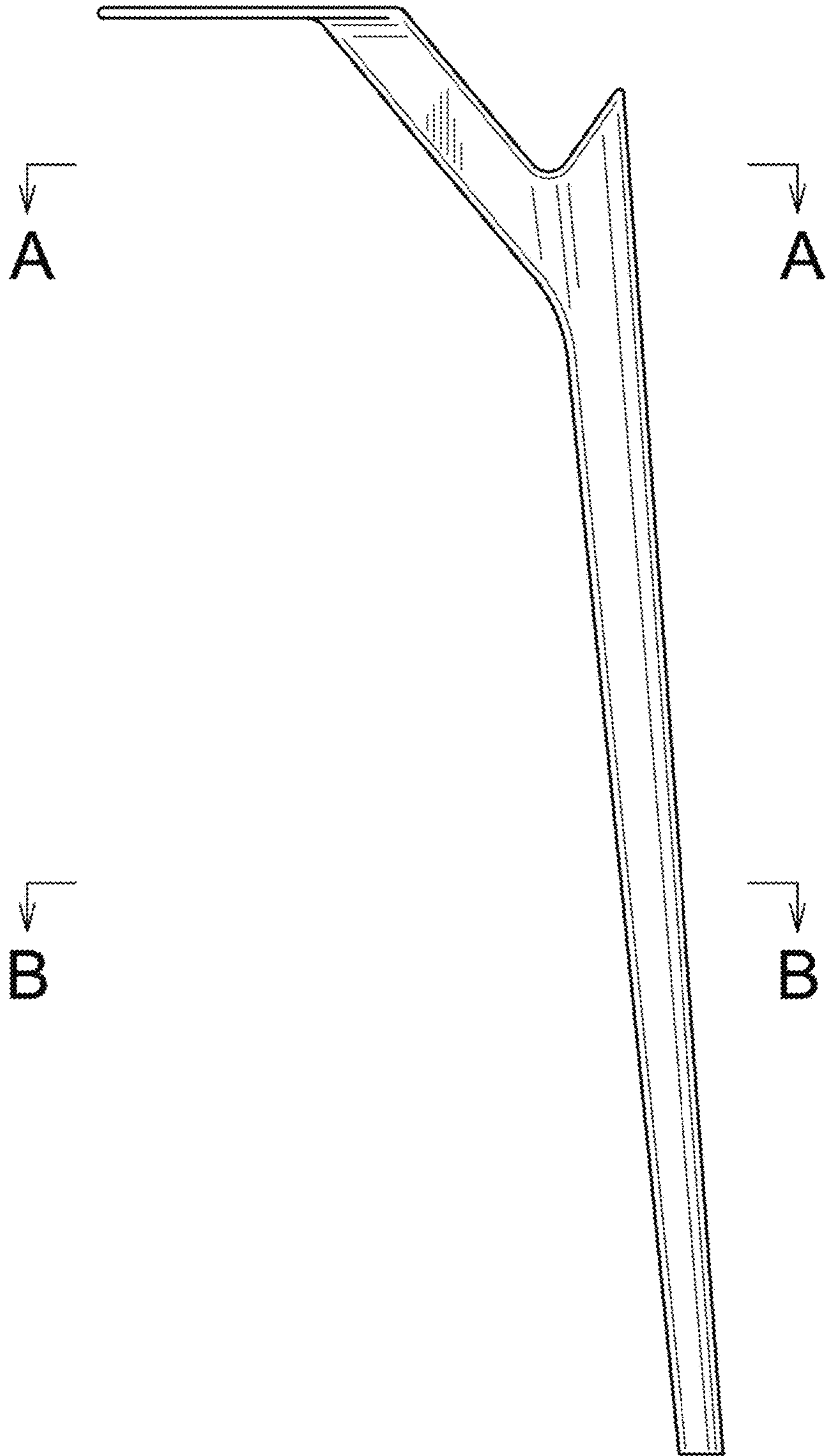
1.3



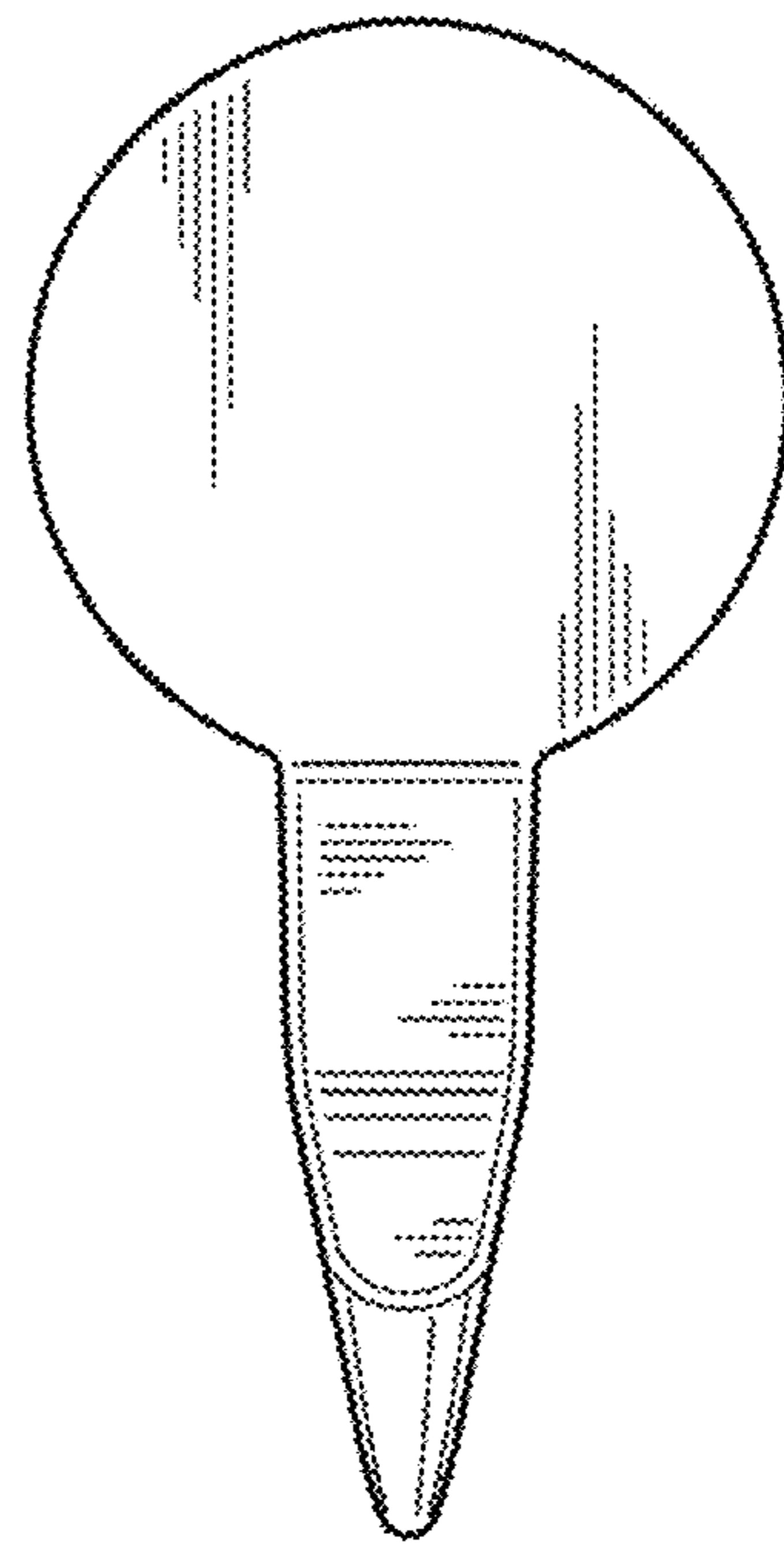
1.4



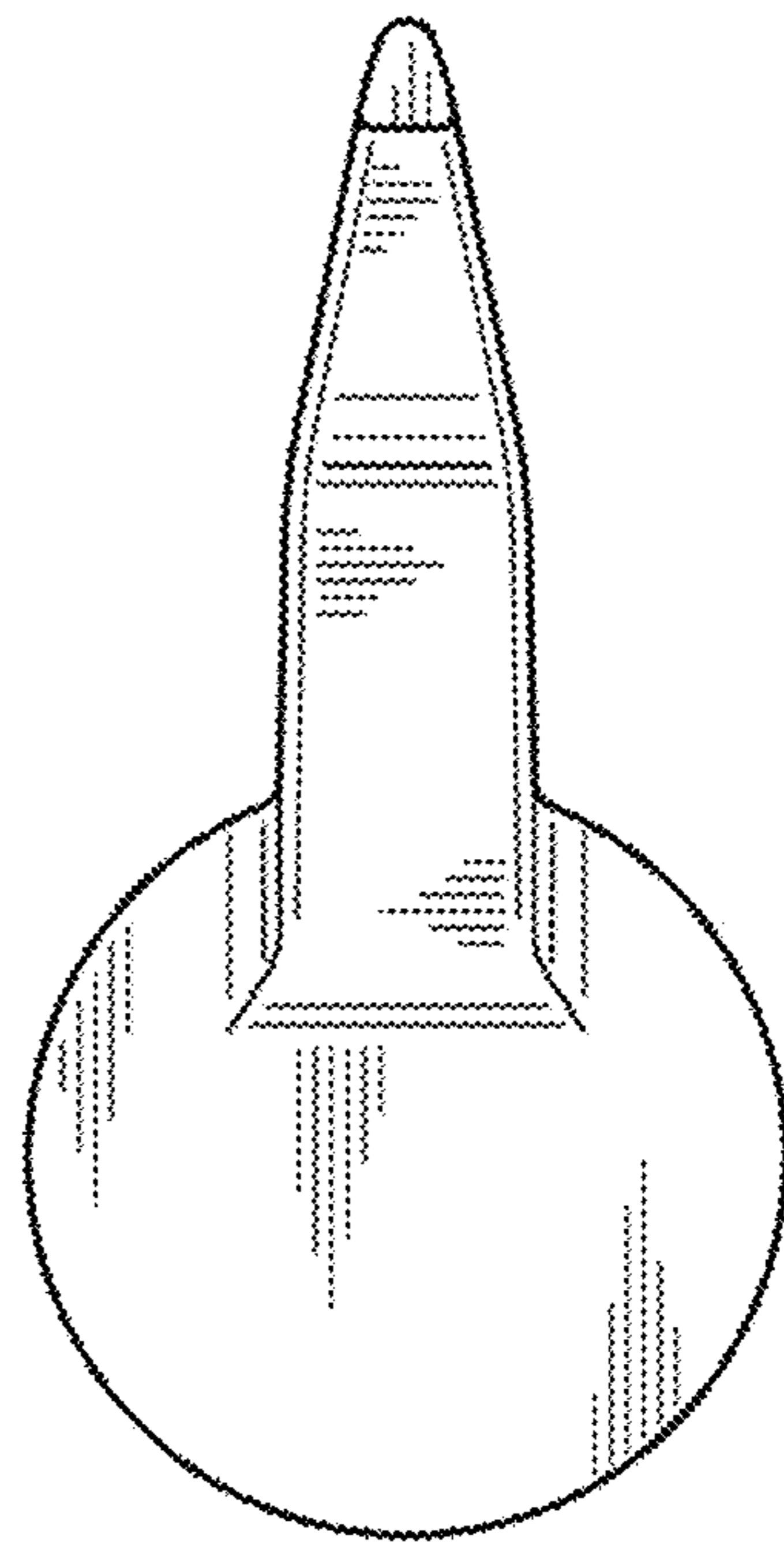
1.5



1.6



1.7



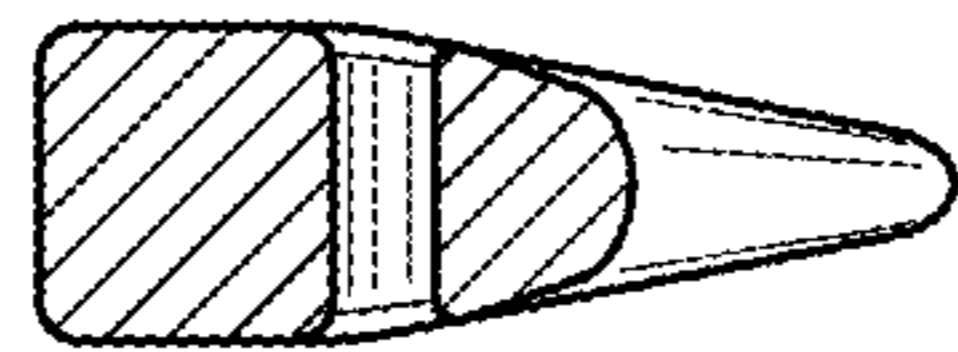


FIG. 1.8



FIG. 1.9

1.10

