



US00D976024S

(12) **United States Design Patent**
Holzmann et al.

(10) **Patent No.:** **US D976,024 S**
(45) **Date of Patent:** **** Jan. 24, 2023**

(54) **HYGIENE PRODUCT DISPENSER**

(71) Applicant: **Bradley Corporation**, Menomonee Falls, WI (US)

(72) Inventors: **Simon Holzmann**, Zorneding (DE); **Stefan Hillenmayer**, Munich (DE); **Ning Zhou**, Munich (DE); **Maximilian Schneider**, Münche (DE); **Laura Beth Stang**, Mukwonago, WI (US); **Vincenz Marschall**, Munich (DE)

(73) Assignee: **Bradley Corporation**, Menomonee Falls, WI (US)

(**) Term: **15 Years**

(21) Appl. No.: **29/728,358**

(22) Filed: **Mar. 18, 2020**

(51) **LOC (14) Cl.** **23-02**

(52) **U.S. Cl.**
USPC **D6/517**

(58) **Field of Classification Search**
USPC D6/542–545, 553, 567, 574, 515–525
CPC A61F 15/003; A61F 15/001; A47F 1/10;
B65D 83/02; G07F 11/04; G07F 11/16;
G07F 17/18
See application file for complete search history.

(56) **References Cited**

U.S. PATENT DOCUMENTS

D224,692 S *	8/1972	Gray	D9/432
D416,725 S *	11/1999	Lewis	D6/522
D448,252 S *	9/2001	Tramontina	D7/631
D530,555 S	10/2006	Karraker et al.		
D553,402 S *	10/2007	Orgna	D6/518
D615,329 S	5/2010	Meyerhoffer		
D616,683 S	6/2010	Law et al.		
D624,340 S	9/2010	Benedetti		
D634,142 S	3/2011	Meyerhoffer		

D634,953 S	3/2011	Meyerhoffer		
D641,578 S	7/2011	Meyerhoffer		
D648,585 S	11/2011	Meyerhoffer		
D653,888 S	2/2012	Velazquez et al.		
D655,955 S *	3/2012	Kluck	D6/515
8,444,008 B2 *	5/2013	Al-Mahnna	A47K 10/185 248/905
D686,840 S	7/2013	Mackay		
D687,653 S	8/2013	Giovannoni		
D696,041 S	12/2013	Mackay		
D703,463 S	4/2014	Giovannoni		
D704,950 S *	5/2014	Bogner	D6/545

(Continued)

Primary Examiner — Nathan M Johnston
(74) *Attorney, Agent, or Firm* — Boyle Fredrickson, S.C.


(57) **CLAIM**

The ornamental design for a hygiene product dispenser, substantially as shown and described.

DESCRIPTION

FIG. 1 is a front, raised perspective view of a hygiene product dispenser according to the invention;
FIG. 2 is a front view of the hygiene product dispenser of FIG. 1;
FIG. 3 is a rear view of the hygiene product dispenser of FIG. 1;
FIG. 4 is a right side view of the hygiene product dispenser of FIG. 1;
FIG. 5 is a left side view of the hygiene product dispenser of FIG. 1;
FIG. 6 is a top view of the hygiene product dispenser of FIG. 1;
FIG. 7 is a bottom view of the hygiene product dispenser of FIG. 1; and,
FIG. 8 is a front, lowered perspective view of the hygiene product dispenser of FIG. 1.
The broken lines shown in the drawings form no part of the claimed design.

1 Claim, 7 Drawing Sheets



(56)

References Cited

U.S. PATENT DOCUMENTS

D726,443	S	4/2015	Giovannoni	
D726,444	S	4/2015	Giovannoni	
D726,445	S	4/2015	Giovannoni	
D790,873	S	7/2017	Ku et al.	
D796,866	S	9/2017	Johnson	
D796,867	S	9/2017	Johnson	
D796,868	S	9/2017	Johnson	
D799,235	S *	10/2017	Madsen	D6/518
D809,819	S	2/2018	Johnson	
D811,120	S	2/2018	Johnson	
D830,636	S	10/2018	Loong	
D840,171	S	2/2019	Buell et al.	
D840,712	S	2/2019	Buell et al.	
D840,713	S	2/2019	Buell et al.	
D855,348	S	8/2019	Buell et al.	
D869,193	S	12/2019	Peterson	
D871,672	S	12/2019	Hongfei	
11,141,328	B1 *	10/2021	Morad	A61F 15/003
2008/0257906	A1 *	10/2008	Orgna	A47K 5/1202
				221/303
2011/0031265	A1 *	2/2011	Saarvali	A47K 10/424
				221/48
2018/0035850	A1 *	2/2018	Larsson	A47K 10/424
2019/0105211	A1 *	4/2019	Morad	G07F 11/045

* cited by examiner




FIG. 1



FIG. 2




FIG. 3




FIG. 4




FIG. 5




FIG. 6




FIG. 7

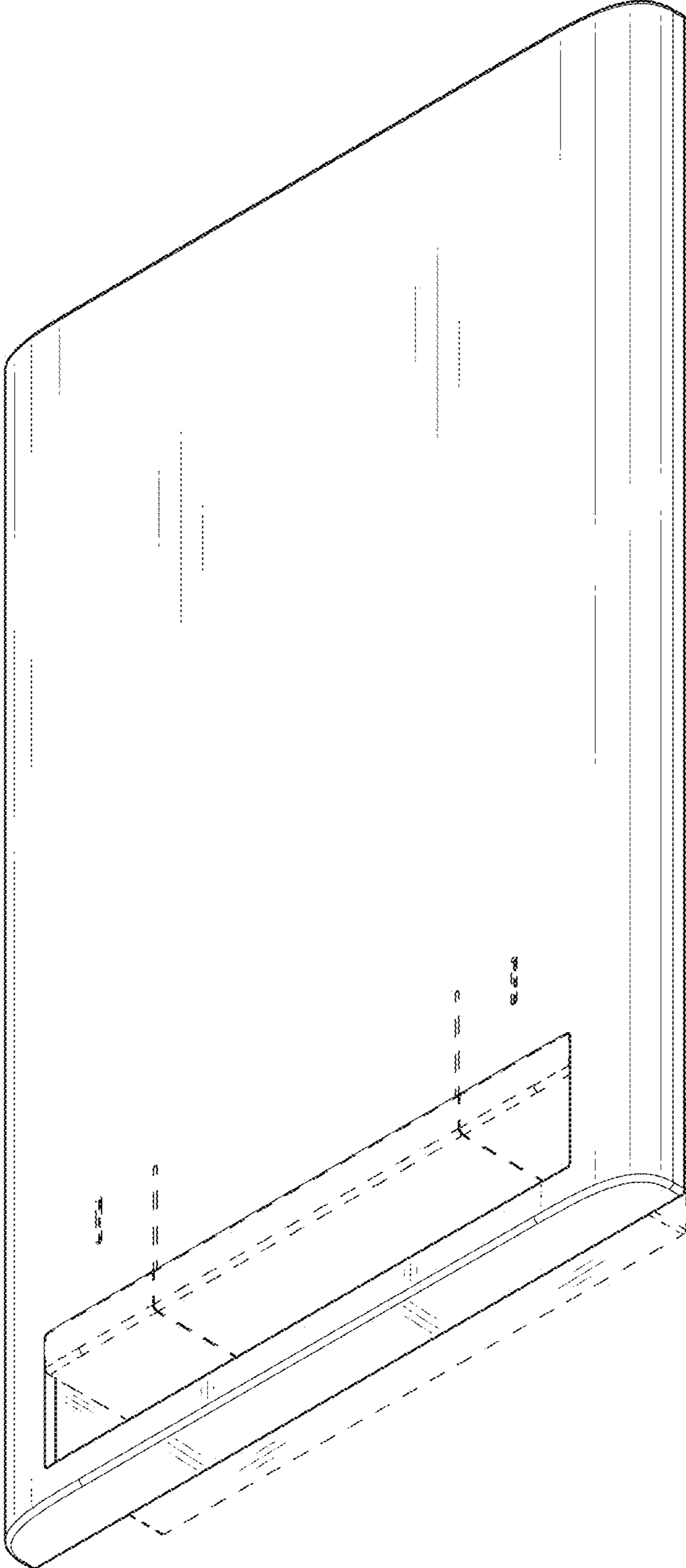


FIG. 8