



US00D976016S

(12) **United States Design Patent**  
**Willenz**

(10) **Patent No.:** **US D976,016 S**  
(45) **Date of Patent:** **\*\* Jan. 24, 2023**

(54) **STOOL**  
(71) Applicant: **Sancal Diseño, S.L.**, Yecla (ES)  
(72) Inventor: **Sylvain Willenz**, Brussels (BE)  
(73) Assignee: **Sancal Diseño, S.L.**, Yecla (ES)  
(\*\*) Term: **15 Years**

D436,270 S \* 1/2001 Kane ..... D6/692.3  
D467,745 S \* 12/2002 Ryan ..... D6/364  
D526,820 S \* 8/2006 Nutsos ..... D6/692.3  
D666,425 S \* 9/2012 Link ..... D6/349  
D741,073 S \* 10/2015 Keen ..... D6/349  
D746,073 S \* 12/2015 Elmaleh ..... D6/349  
9,585,485 B2 \* 3/2017 Murray ..... A47C 7/004  
D801,064 S \* 10/2017 Von Boetticher ..... D6/352

(21) Appl. No.: **29/753,509**  
(22) Filed: **Sep. 30, 2020**

**OTHER PUBLICATIONS**

Totem, available in [instagram.com/sancal](https://www.instagram.com/sancal), published Jun. 10, 2020 Year 2020 [online], Retrieved on May 25, 2022 from URL: <https://www.instagram.com/p/CBPrxXZgJiC/> (Year: 2020).\*

(30) **Foreign Application Priority Data**

Apr. 6, 2020 (EM) ..... 007794235-0018

(51) **LOC (14) Cl.** ..... **06-01**  
(52) **U.S. Cl.**  
USPC ..... **D6/349**

\* cited by examiner

*Primary Examiner* — Vy N Koenig  
*Assistant Examiner* — Michelle M Reeves  
(74) *Attorney, Agent, or Firm* — Banner & Witcoff, Ltd.

(58) **Field of Classification Search**  
USPC ..... D6/334, 335, 336, 349, 350, 351, 353,  
D6/675, 685, 355, 657, 663, 691.7, 691;  
D21/522  
CPC . A01J 1/00; A01K 97/22; A47C 3/025; A47C  
17/045; A47C 9/002; A47C 9/027; A47C  
3/0252  
See application file for complete search history.

(57) **CLAIM**

The ornamental design for a stool, as shown and described.

(56) **References Cited**


**U.S. PATENT DOCUMENTS**


D176,740 S \* 1/1956 Taylor ..... D21/522  
D218,422 S \* 8/1970 Crandall ..... D6/708.2

**DESCRIPTION**


FIG. 1 is a front, top perspective view of a stool showing my new design;  
FIG. 2 is a front perspective view thereof;  
FIG. 3 is a left-side, top perspective view thereof;  
FIG. 4 is a right-side, top perspective view thereof;  
FIG. 5 is a left-side top perspective view thereof;  
FIG. 6 is a right-side view thereof; and,  
FIG. 7 is a top perspective view thereof.

**1 Claim, 7 Drawing Sheets**






***FIG. 1***




**FIG. 2**







**FIG. 3**



***FIG. 4***




**FIG. 5**



**FIG. 6**





***FIG. 7***