



US00D975973S

(12) **United States Design Patent** (10) **Patent No.:** **US D975,973 S**
Ledbetter (45) **Date of Patent:** **** Jan. 24, 2023**

(54) **BOOT**

(71) Applicant: **LaCrosse Footwear, Inc.**, Portland, OR (US)

(72) Inventor: **Christopher Wayne Ledbetter**, Vancouver, WA (US)

(73) Assignee: **LaCrosse Footwear, Inc.**, Portland, OR (US)

(**) Term: **15 Years**

(21) Appl. No.: **29/800,560**

(22) Filed: **Jul. 21, 2021**

Related U.S. Application Data

(63) Continuation of application No. 29/748,985, filed on Sep. 2, 2020, now Pat. No. Des. 927,146, which is a continuation of application No. 29/693,895, filed on Jun. 5, 2019, now Pat. No. Des. 895,940, which is a continuation of application No. 29/643,669, filed on Apr. 10, 2018, now Pat. No. Des. 858,046.

(51) **LOC (14) Cl.** **02-04**

(52) **U.S. Cl.**
USPC **D2/912; D2/970**

(58) **Field of Classification Search**
USPC D2/896-900, 909-912, 946, 969, D2/970-974
CPC .. A43B 5/00; A43B 23/00; A43B 5/02; A43B 5/002

See application file for complete search history.

(56) **References Cited**

U.S. PATENT DOCUMENTS

D347,108 S *	5/1994	Foster	D2/970
D354,164 S *	1/1995	Werman	D2/970
D382,992 S *	9/1997	Chiu	D2/912
D385,692 S *	11/1997	Beliveau	D2/912
D667,209 S *	9/2012	Castellon	D2/912
D679,896 S *	4/2013	Marcolin	D2/912
D686,816 S *	7/2013	Lam	D2/912
D687,219 S *	8/2013	Anderson	D2/912
D703,420 S *	4/2014	Truelsen	D2/912
D707,427 S *	6/2014	Barker	D2/911
D737,035 S *	8/2015	Nakano	D2/970
D790,814 S *	7/2017	Theobald	D2/910
D813,513 S *	3/2018	Theobald	D2/970
D825,910 S *	8/2018	Nelson	D2/970
D840,657 S *	2/2019	Ledbetter	D2/970

* cited by examiner

Primary Examiner — Rashida C. Walshon

(74) *Attorney, Agent, or Firm* — Perkins Coie LLP

(57) **CLAIM**

The ornamental design for the boot, as shown and described.

DESCRIPTION

FIG. 1 is a perspective view of the first embodiment of a boot showing my new design.

FIG. 2 is a right-side perspective view thereof.

FIG. 3 is a left-side perspective view thereof.

FIG. 4 is a front perspective view thereof.

FIG. 5 is a rear perspective view thereof.

FIG. 6 is a top perspective view thereof; and,

FIG. 7 is a bottom perspective view thereof.

The broken lines in the drawings represent portions of the boot that form no part of the claim.

1 Claim, 7 Drawing Sheets





Fig. 1



Fig. 2



Fig. 3

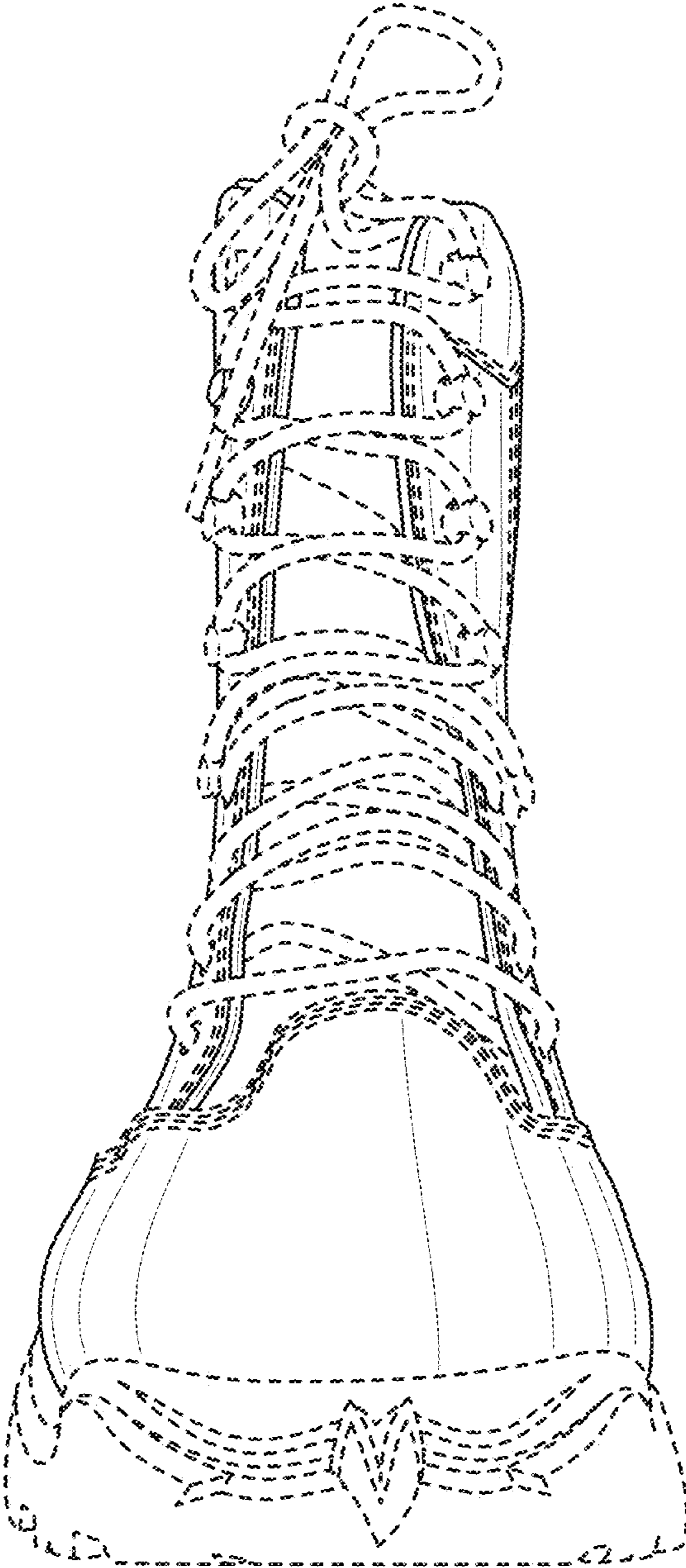


Fig. 4

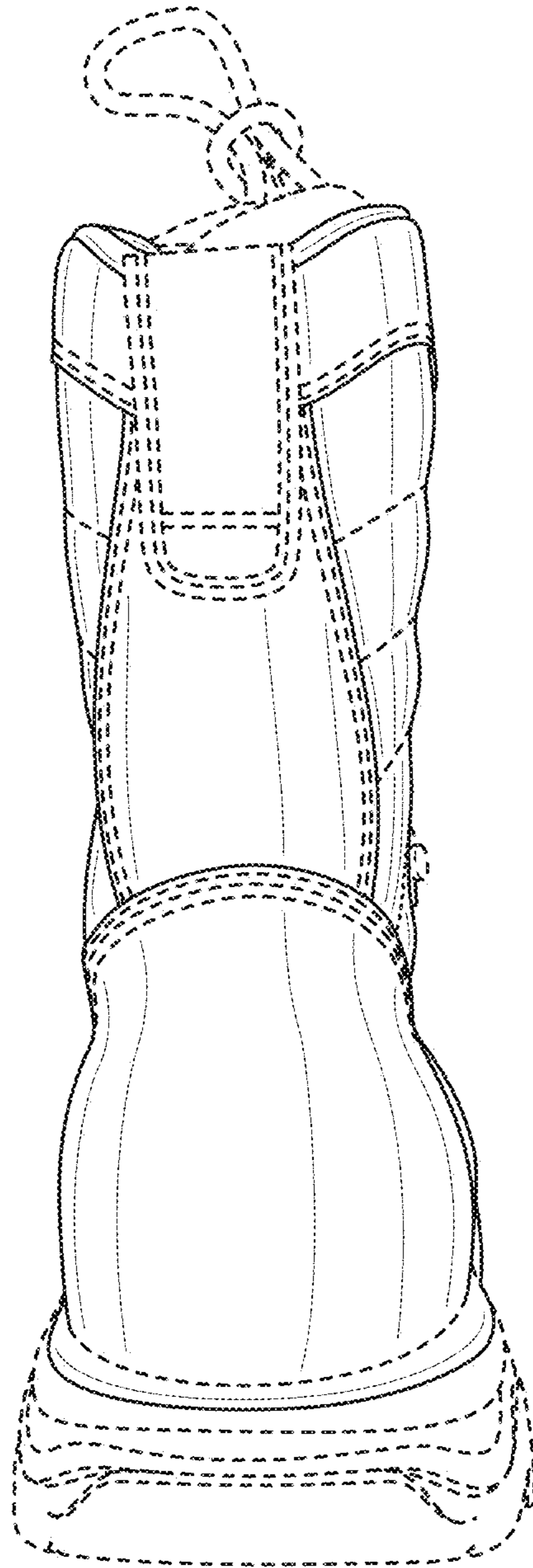


Fig. 5

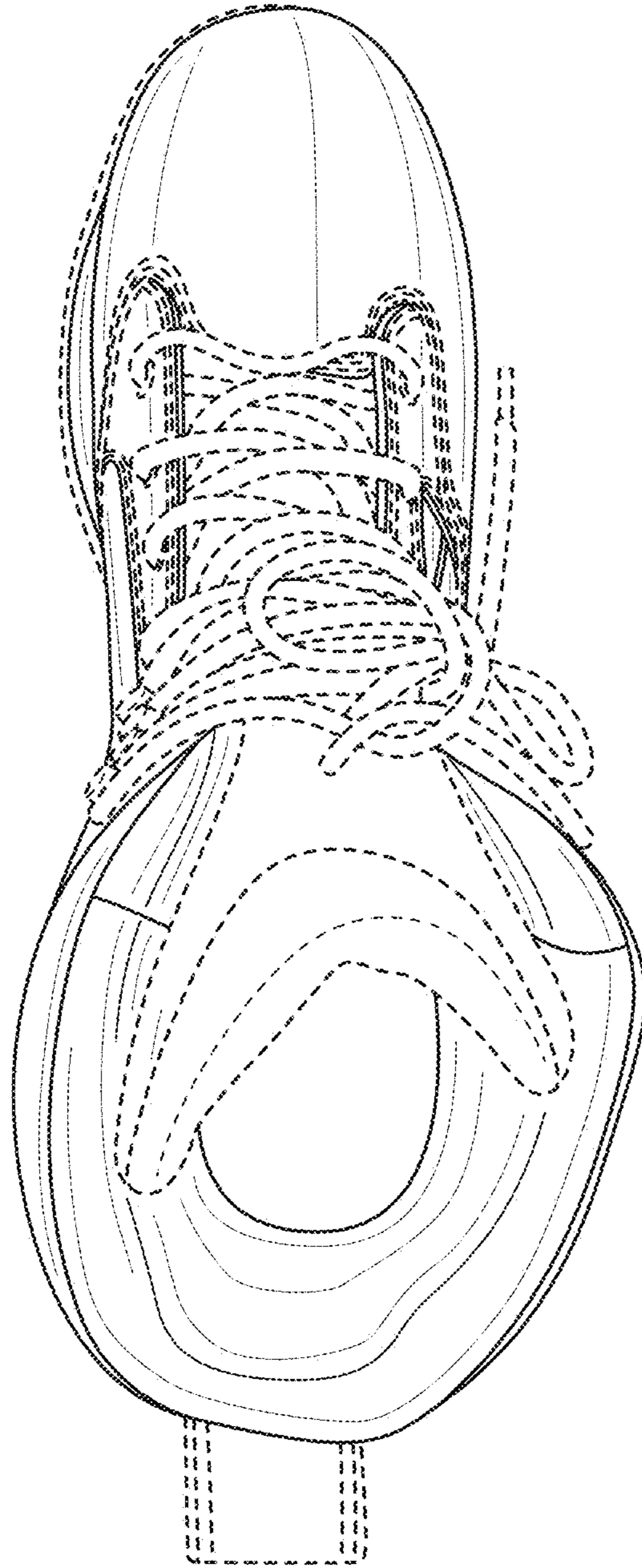


Fig. 6

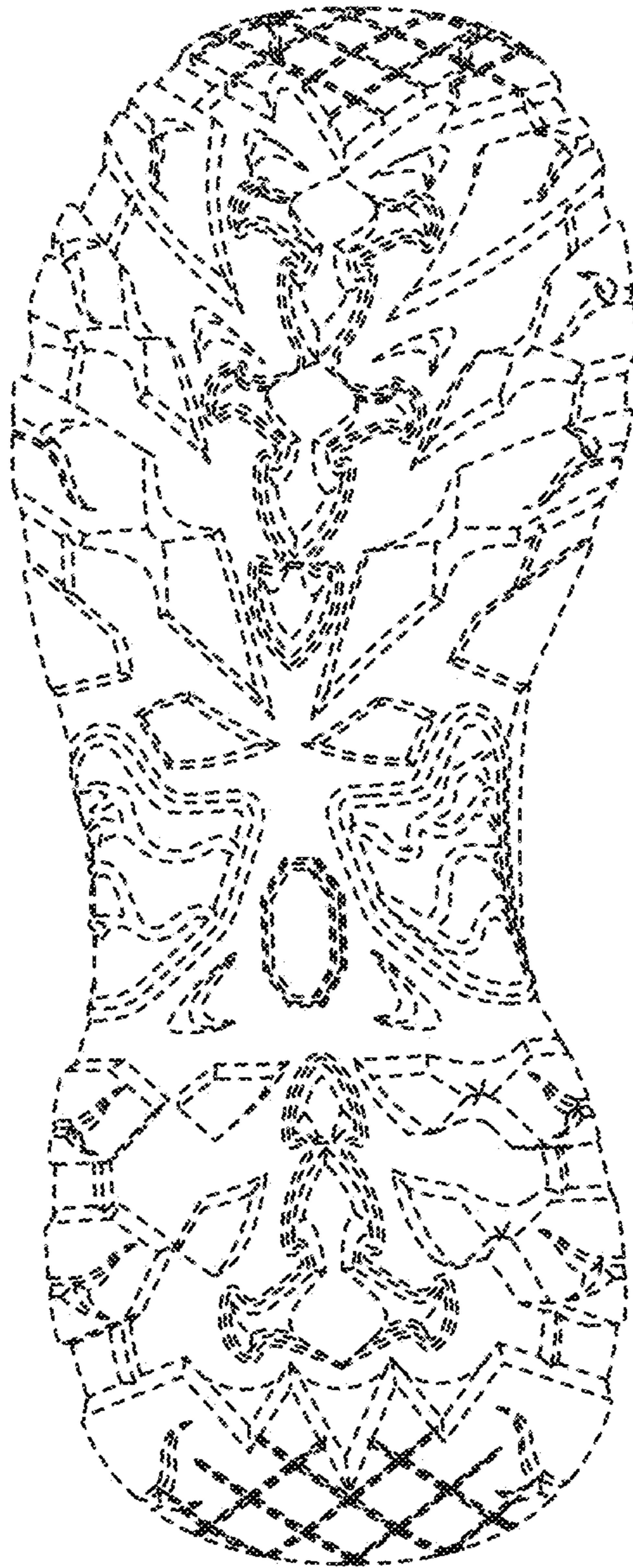


Fig. 7