



US00D975941S

(12) **United States Design Patent** (10) **Patent No.:** **US D975,941 S**
Ning (45) **Date of Patent:** **** Jan. 17, 2023**

(54) **CAT LITTER MAT**
(71) Applicant: **Yong Ning**, Tongbai County (CN)
(72) Inventor: **Yong Ning**, Tongbai County (CN)
(**) Term: **15 Years**
(21) Appl. No.: **29/850,722**
(22) Filed: **Aug. 23, 2022**
(51) **LOC (14) Cl.** **30-11**
(52) **U.S. Cl.**
USPC **D30/161**
(58) **Field of Classification Search**
USPC D30/120, 161; D6/582, 583, 585, 596
CPC .. A01K 1/0107; A01K 1/0114; A01K 1/0125;
A01K 1/0157; A01K 1/0151; A01K
31/04; A01K 1/015; B07B 1/02; B07B
1/04; B65D 5/061
See application file for complete search history.

D619,405 S * 7/2010 Vainshtein A01K 1/0114
D6/613
9,326,482 B2 5/2016 Diskin et al.
10,111,403 B2 * 10/2018 Sareyani A01K 1/0125
10,159,215 B2 * 12/2018 Petty A01K 1/0114
D912,913 S * 3/2021 Wendling A47G 27/0206
D30/161
D929,679 S * 8/2021 Elliott A01K 1/0114
D30/161
2005/0211182 A1 * 9/2005 Sage, Jr. A01K 1/0107
119/621
2022/0117427 A1 * 4/2022 Jung A47G 27/0206

FOREIGN PATENT DOCUMENTS

EM 009151632-0001 * 8/2022

* cited by examiner

Primary Examiner — Sheryl Lane
Assistant Examiner — Emily A Caven
(74) *Attorney, Agent, or Firm* — Daniel M. Cohn;
Howard M. Cohn

(56) **References Cited**
U.S. PATENT DOCUMENTS

1,852,420 A * 4/1932 Lake B07B 1/04
209/397
3,726,255 A * 4/1973 Marr A01K 1/0157
119/480
D266,609 S * 10/1982 Bartscher B07B 1/04
D25/155
5,238,277 A * 8/1993 Robinson A01K 1/0107
294/1.3
5,499,611 A * 3/1996 Thomas A01K 1/0107
119/168
5,799,610 A * 9/1998 Poulos A01K 1/0114
119/168
6,357,388 B1 3/2002 Holtrop et al.
D609,411 S * 2/2010 Crout A01K 1/0157
D30/161
D612,555 S 3/2010 Kim


(57) **CLAIM**

The ornamental design for a cat litter mat, as shown and described.

DESCRIPTION

FIG. 1 is a perspective view of a cat litter mat showing my new design;
FIG. 2 is another perspective view thereof;
FIG. 3 is a front view thereof;
FIG. 4 is a back view thereof;
FIG. 5 is a left view thereof;
FIG. 6 is a right view thereof;
FIG. 7 is a top plan view thereof; and,
FIG. 8 is bottom plan view thereof.

1 Claim, 8 Drawing Sheets



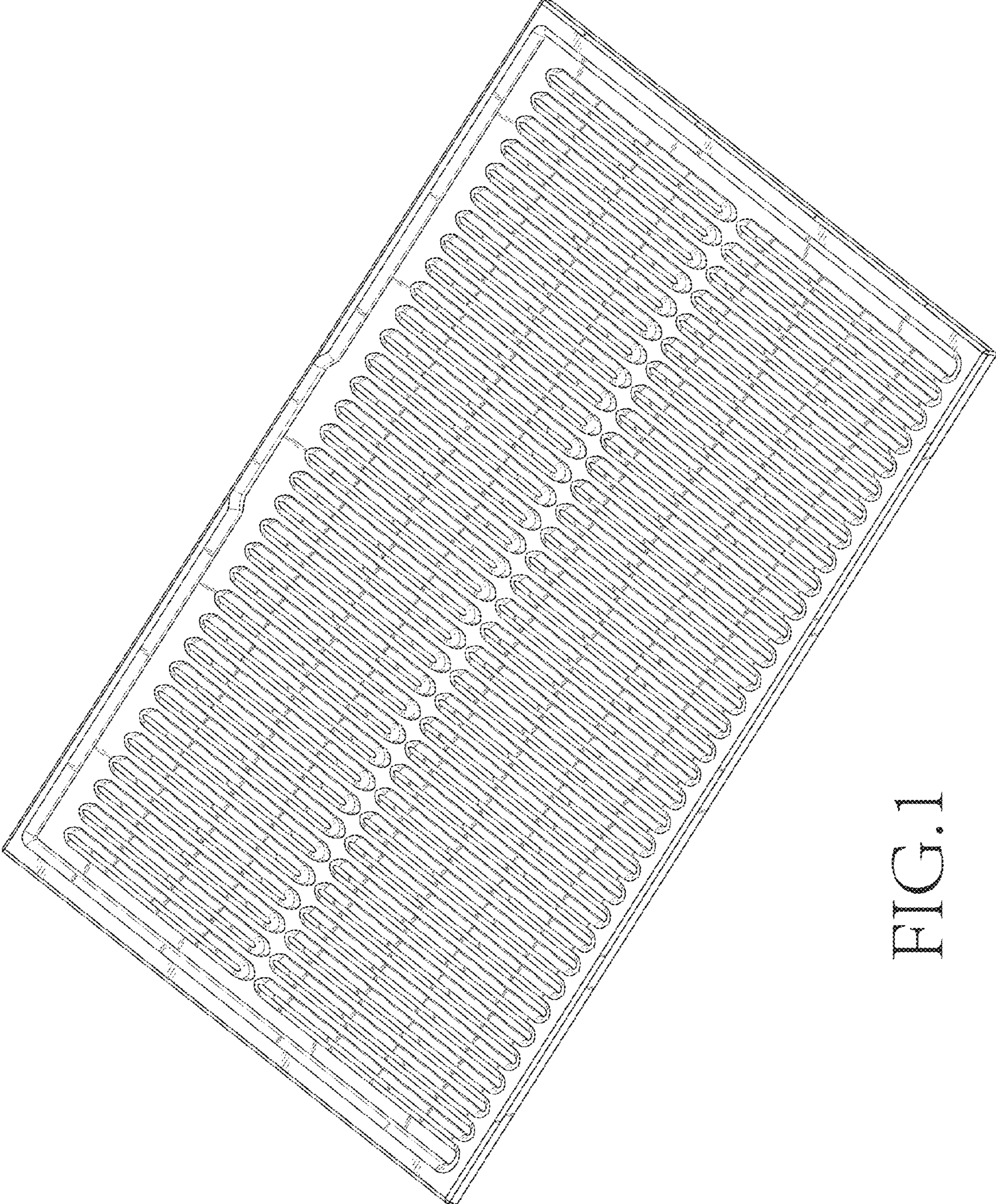


FIG. 1

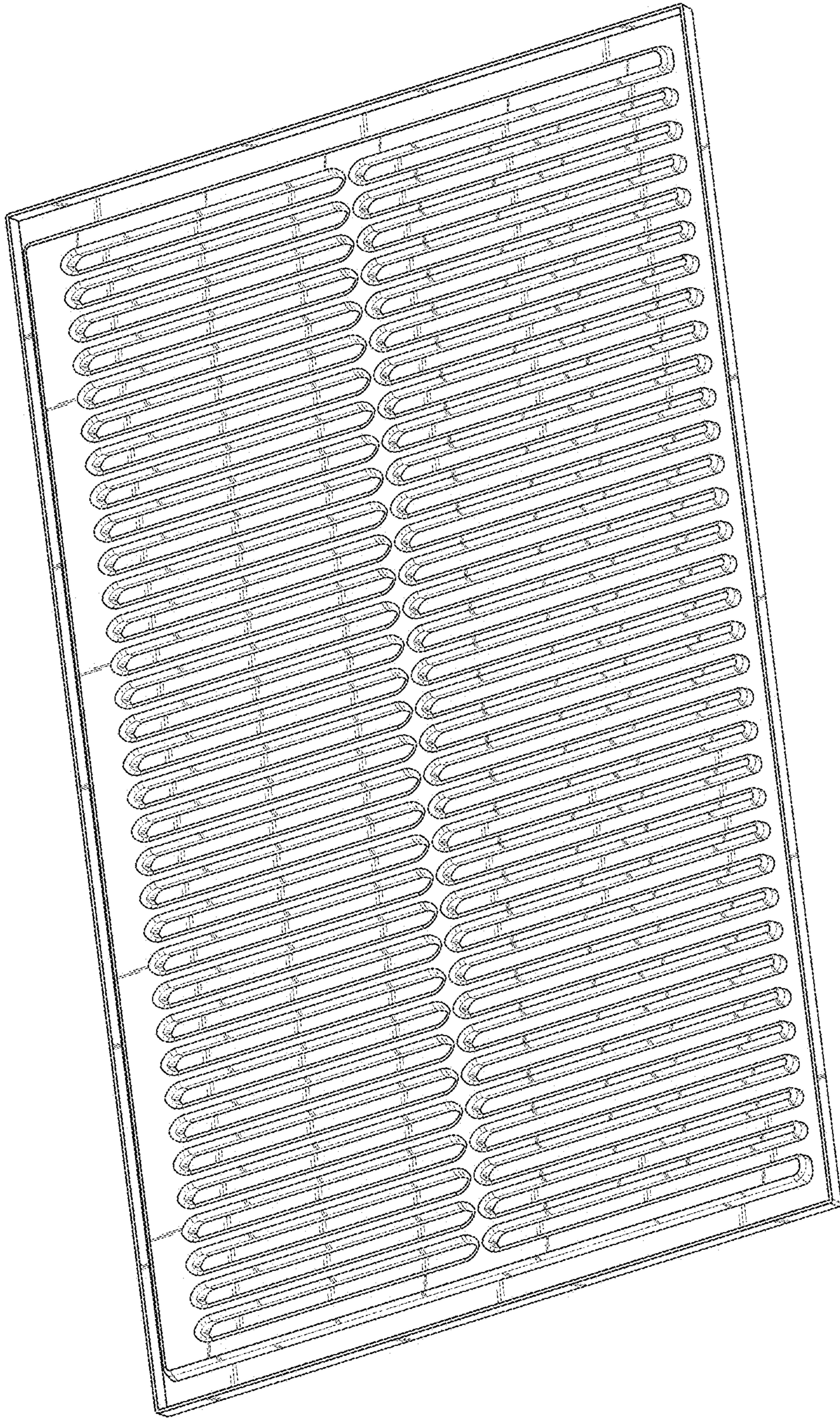


FIG.2

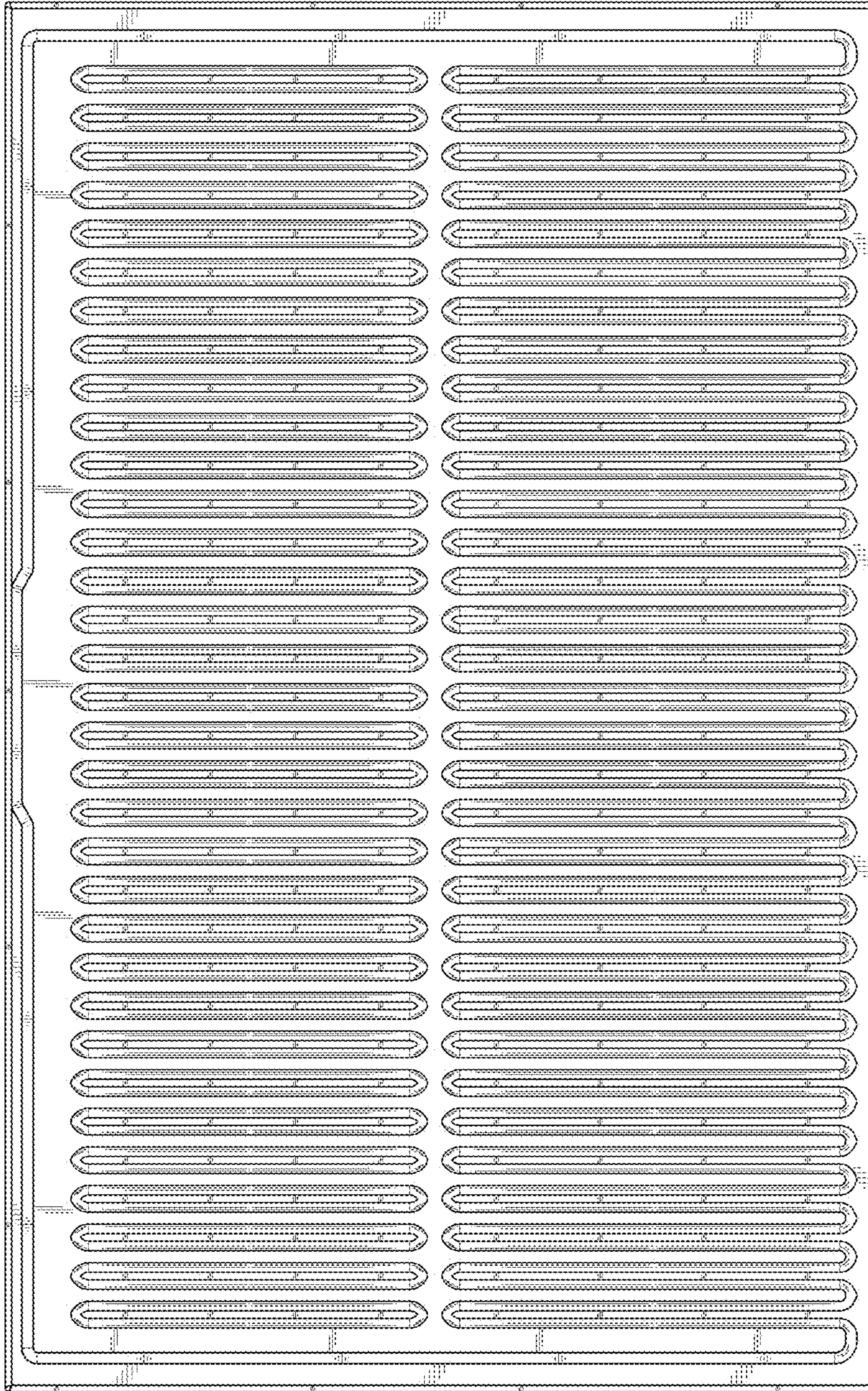


FIG. 3

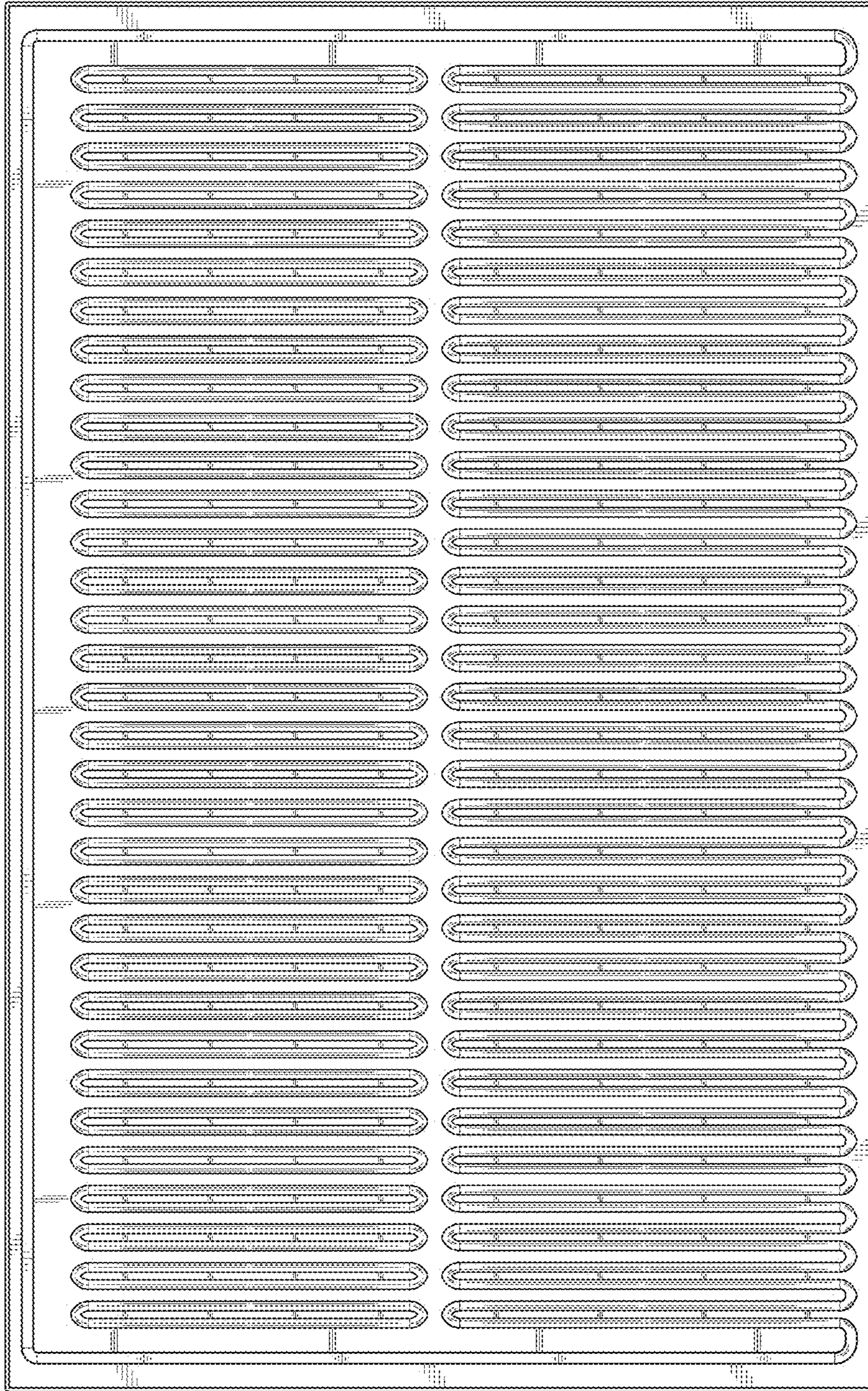


FIG. 4



FIG. 5



FIG. 6




FIG. 7

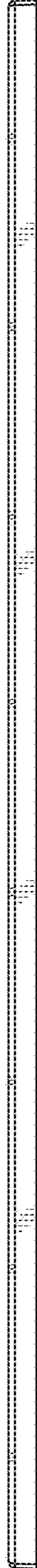


FIG. 8