



US00D975926S

(12) **United States Design Patent**
Liu

(10) **Patent No.:** **US D975,926 S**
(45) **Date of Patent:** **** Jan. 17, 2023**

- (54) **MAKEUP MIRROR**
- (71) Applicant: **Fuguang Liu**, Guangzhou (CN)
- (72) Inventor: **Fuguang Liu**, Guangzhou (CN)
- (**) Term: **15 Years**
- (21) Appl. No.: **29/790,407**
- (22) Filed: **Nov. 24, 2021**
- (51) **LOC (14) Cl.** **28-03**
- (52) **U.S. Cl.**
USPC **D28/82**
- (58) **Field of Classification Search**
USPC D28/64.1, 64.2, 73, 76-83; D9/414, 430,
D9/503-504, 529, 737, 756, 759; D3/275
CPC .. A45D 33/006; A45D 33/003; A45D 33/008;
A45D 33/04-33; A45D 40/22; A45D
42/00; A45D 42/02; A45D 42/04
See application file for complete search history.

D853,736 S	7/2019	Long	
D890,433 S *	7/2020	Zhu	D28/64.6
D905,910 S *	12/2020	Yang	D6/309
D907,375 S	1/2021	Liang	
D908,967 S *	1/2021	Goswell	D28/64.6
D924,796 S *	7/2021	Ye	D28/64.1
D927,783 S *	8/2021	Yang	D28/83
D933,374 S	10/2021	Luo	
D935,102 S *	11/2021	Du	D6/309
D940,473 S *	1/2022	Chen	D6/312
D945,706 S *	3/2022	Wu	D28/64.1
D954,353 S *	6/2022	Hardy	D28/82
2016/0331101 A1 *	11/2016	Lewis	A45D 33/32
2017/0264118 A1 *	9/2017	Miller	H02J 7/0049

* cited by examiner

Primary Examiner — Alison M Ofstun
(74) *Attorney, Agent, or Firm* — Runit R. Kanakia

(57) **CLAIM**

The ornamental design for a makeup mirror, as shown and described.

(56) **References Cited**

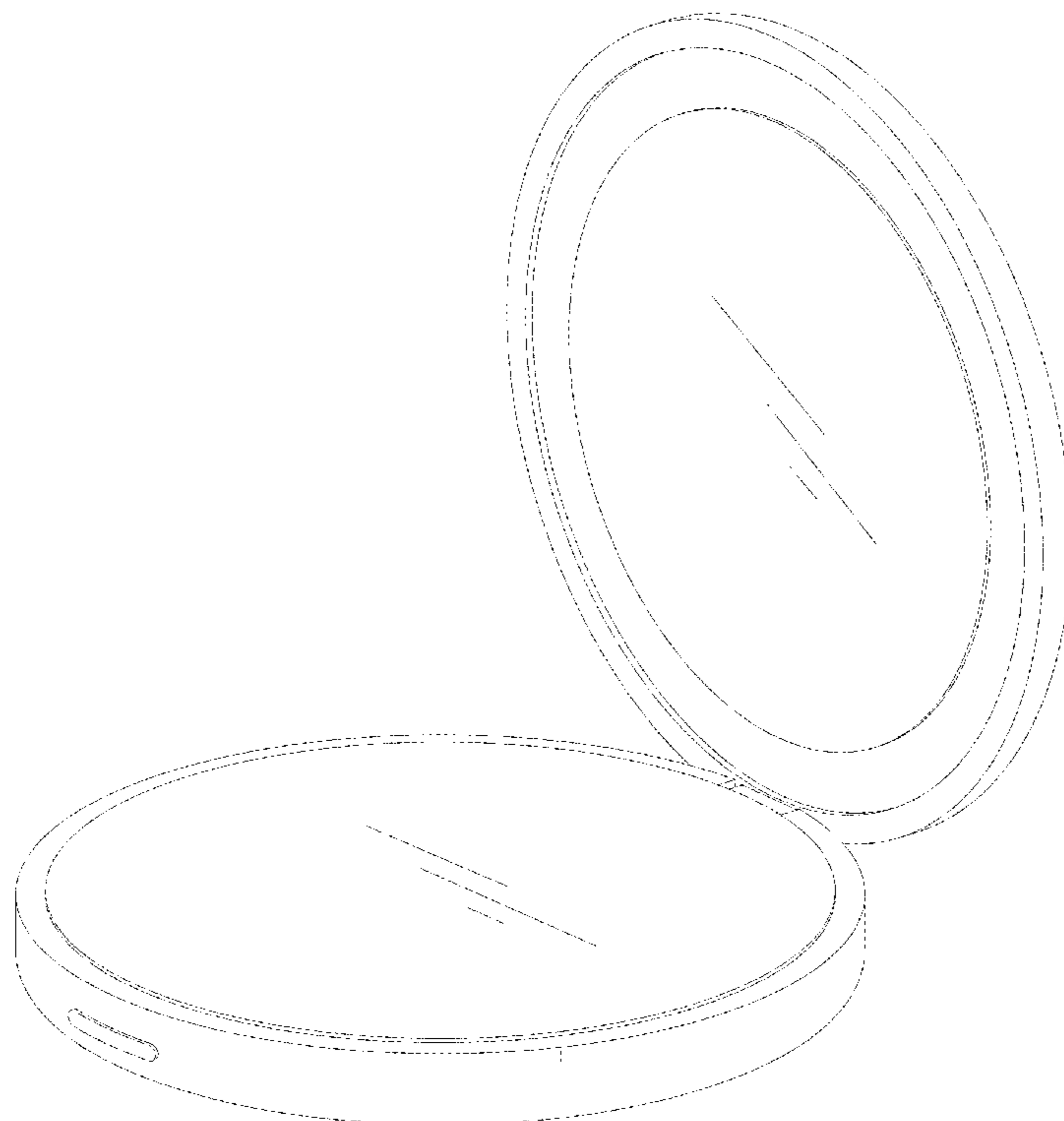
U.S. PATENT DOCUMENTS

D106,609 S *	10/1937	Reilly	D28/82
2,465,491 A *	3/1949	Storch	A45D 40/221 132/307
D298,362 S *	11/1988	Filiz	D28/82
5,118,377 A *	6/1992	Parkinson	A45D 40/22 156/289
5,611,362 A *	3/1997	Duncan	A45C 15/04 132/305
D459,094 S *	6/2002	Stone	D6/309
D634,477 S *	3/2011	Morabito	D28/64.1
D719,747 S *	12/2014	Mischel, Jr.	D6/309

DESCRIPTION

FIG. 1 is a first perspective view of a makeup mirror showing my new design;
FIG. 2 is a second perspective view thereof;
FIG. 3 is a top view thereof;
FIG. 4 is a left side view thereof;
FIG. 5 is a front view thereof;
FIG. 6 is a right side view thereof;
FIG. 7 is a back view thereof; and,
FIG. 8 is a bottom view thereof.

1 Claim, 8 Drawing Sheets






FIG.1

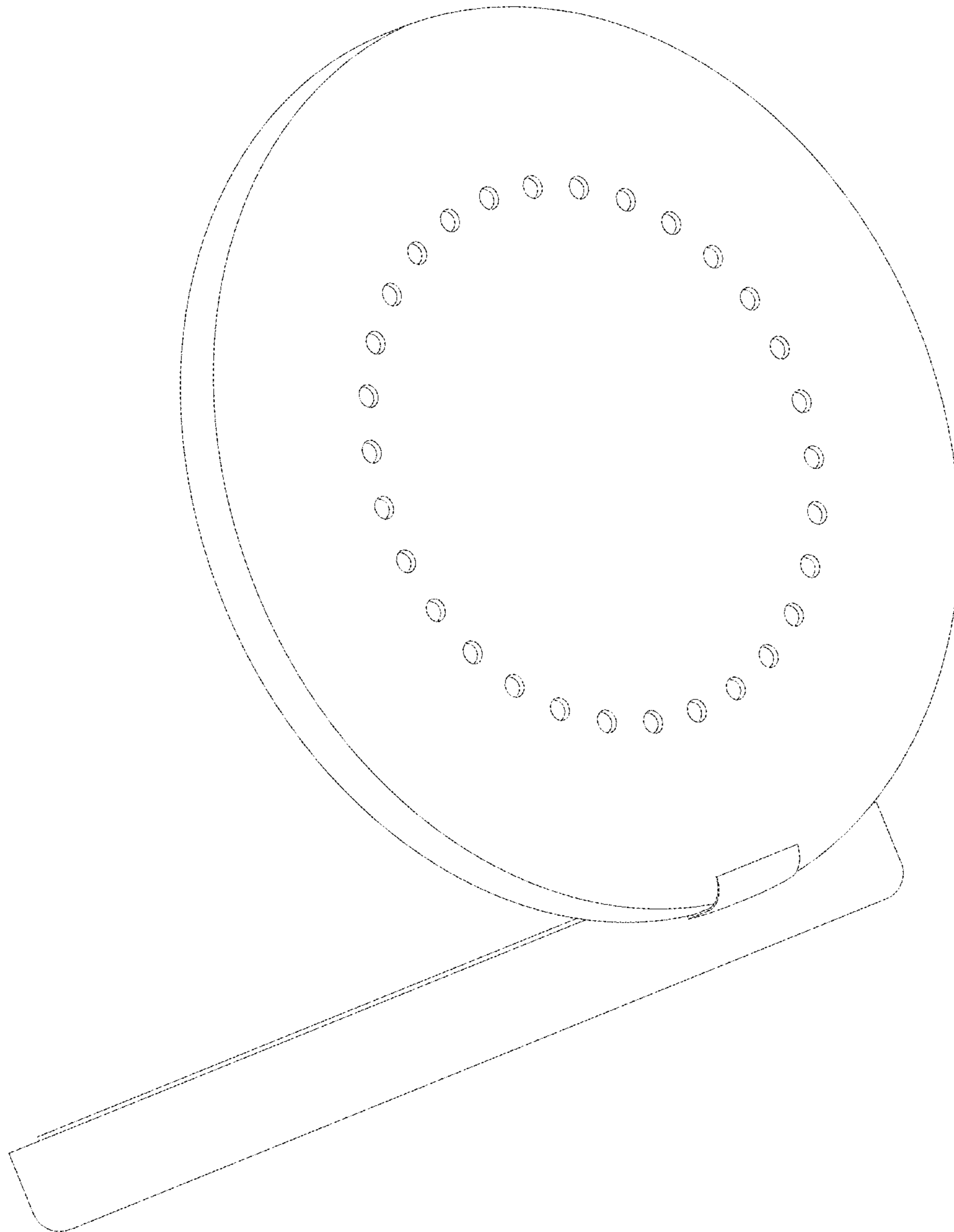


FIG.2

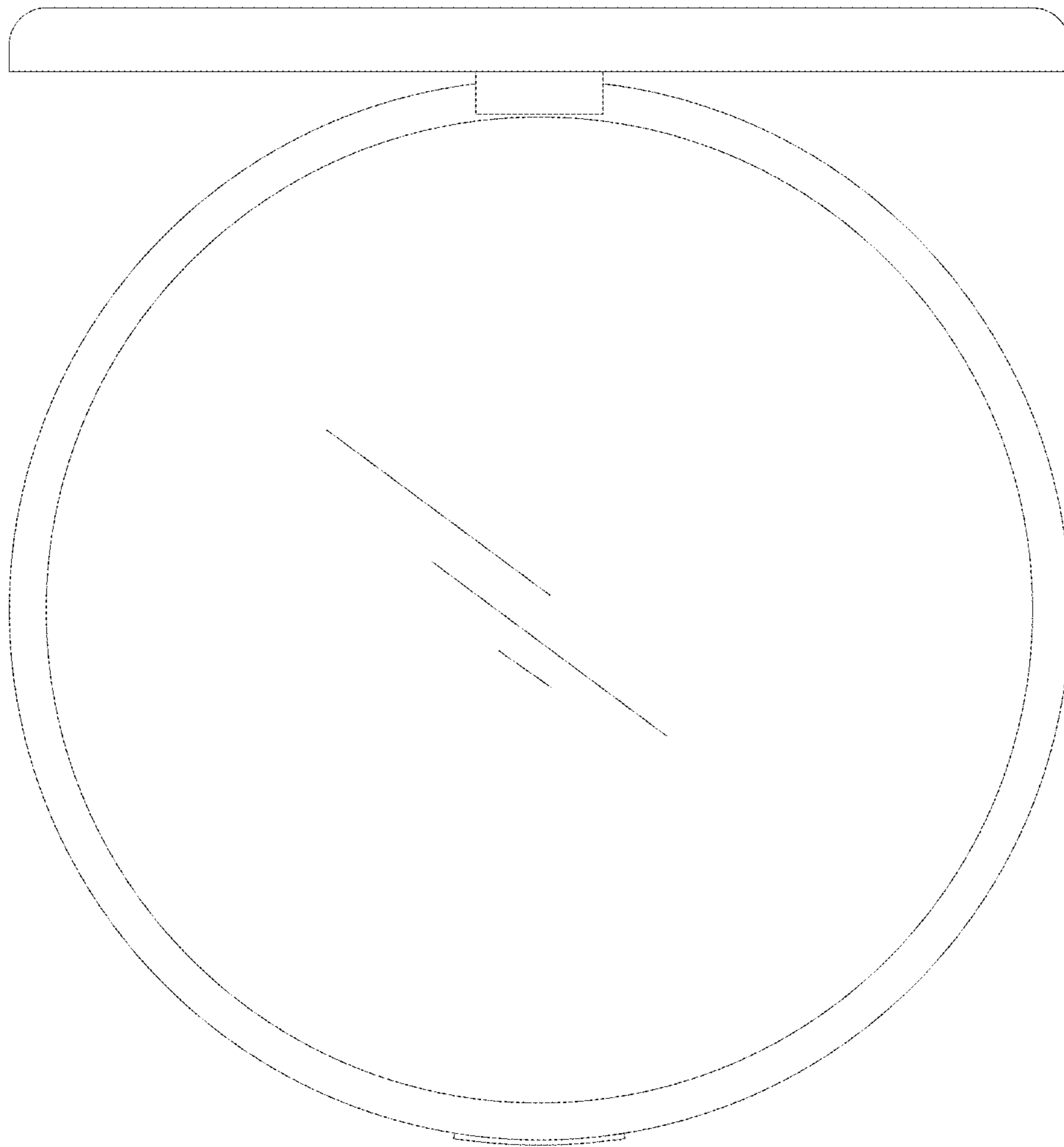


FIG.3




FIG. 4

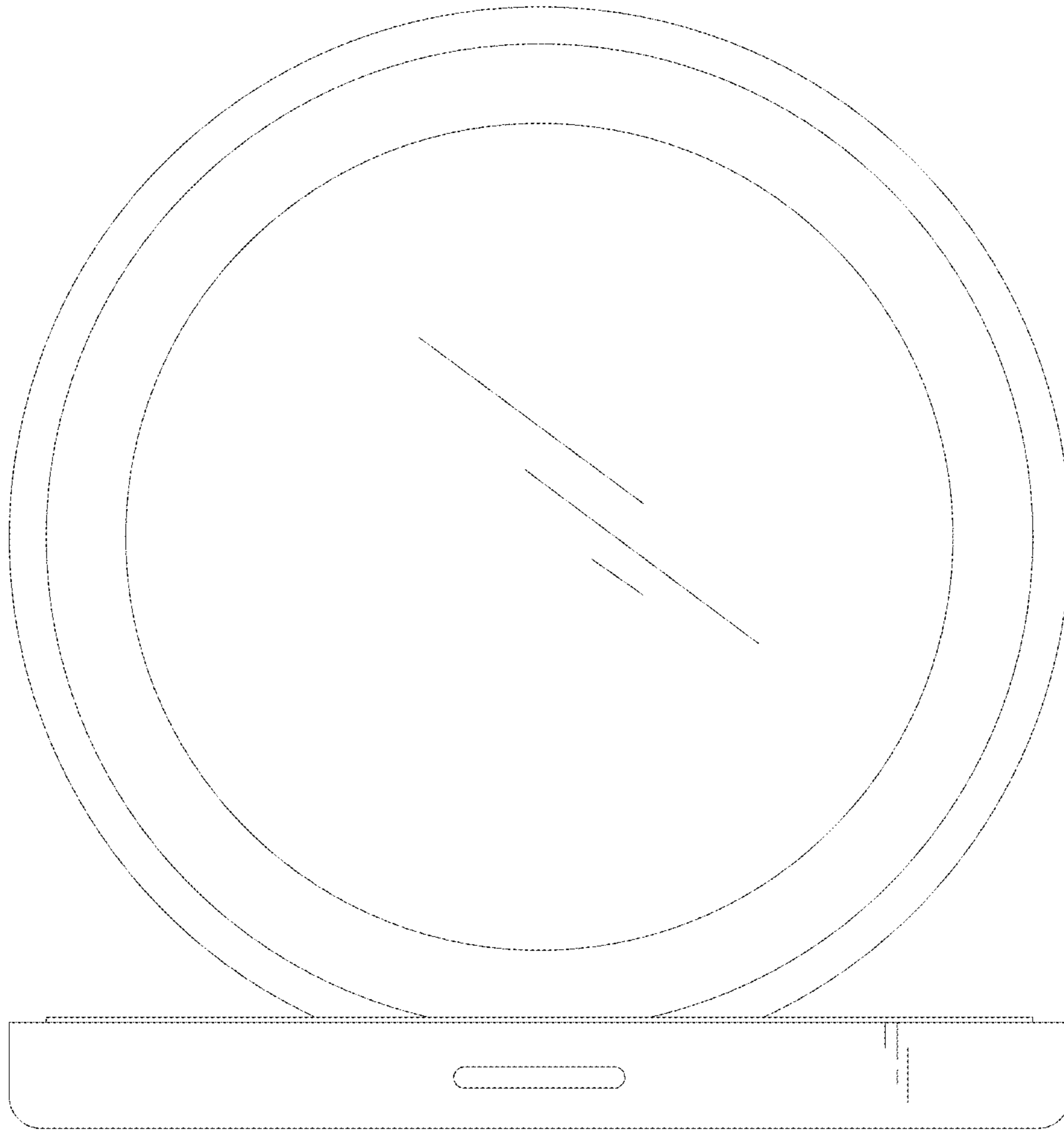


FIG. 5



FIG. 6

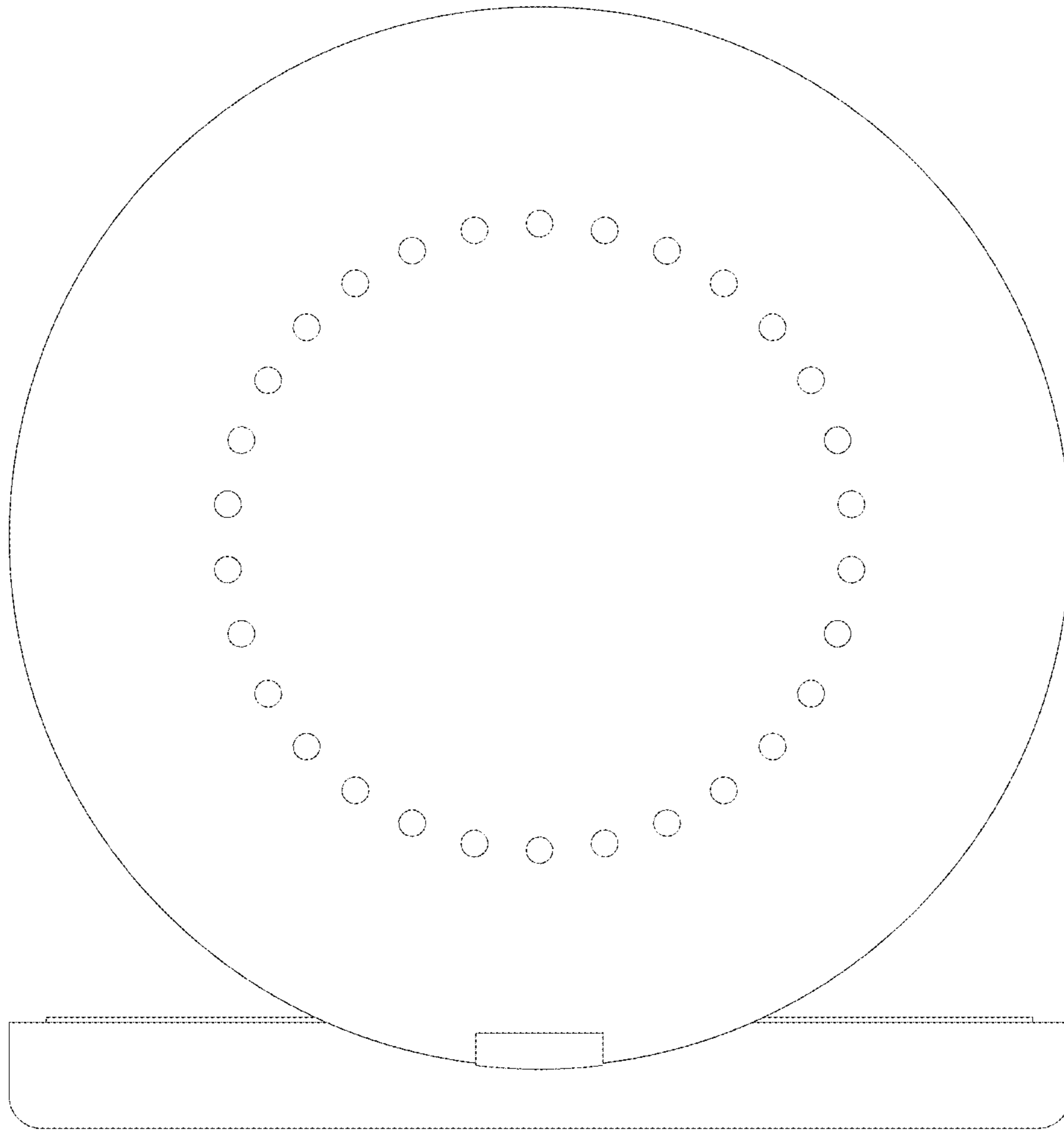


FIG. 7




FIG. 8