



US00D975915S

(12) **United States Design Patent** (10) **Patent No.:** **US D975,915 S**
Noori et al. (45) **Date of Patent:** **** Jan. 17, 2023**

(54) **HERB GRINDER**

(71) Applicant: **2334271 Ontario Ltd.**, Scarborough (CA)

(72) Inventors: **Nariman Keramati Noori**, Stuttgart (DE); **Nima Keramati Noori**, Etobicoke (CA); **Milad Aghaei**, Stuttgart (DE)

(**) Term: **15 Years**

(21) Appl. No.: **35/513,176**

(22) Filed: **Nov. 18, 2021**

(80) **Hague Agreement Data**

Int. Filing Date: **Nov. 18, 2021**

Int. Reg. No.: **DM/217726**

Int. Reg. Date: **Nov. 18, 2021**

Int. Reg. Pub. Date: **Dec. 17, 2021**

(51) **LOC (14) Cl.** **27-99**

(52) **U.S. Cl.**
USPC **D27/194; D7/679**

(58) **Field of Classification Search**
USPC **D27/194, 195; D7/679, 372, 384; D9/500, 503, 504**
CPC **B02C 18/24; B02C 18/08; B02C 18/16; B02C 18/00; B02C 7/00; B02C 7/02; B02C 7/04; A47J 42/00; A47J 42/40; A47J 42/04; A47J 42/14; A47J 42/24; A47J 42/34; A47J 42/30; A47J 42/36; A47J 42/20; A47J 43/25; A47J 43/255; A47J 43/04; A47J 43/06; A47J 43/40; B65D 47/0814; B26B 27/00; A24B 7/00; A24F 23/04**

See application file for complete search history.

(56) **References Cited**

U.S. PATENT DOCUMENTS

D237,576 S *	11/1975	Cyren	241/168
4,135,672 A *	1/1979	Schlessel	A47J 42/04 241/257.1
D314,316 S *	2/1991	Wu	D7/679
D361,478 S *	8/1995	Kinsman	D7/679
D570,651 S *	6/2008	Lin	D7/679
D913,043 S *	3/2021	Miley	D7/589

* cited by examiner

Primary Examiner — Terry A Wallace

(57) **CLAIM**


The ornamental design for an herb grinder, as shown and described.

DESCRIPTION

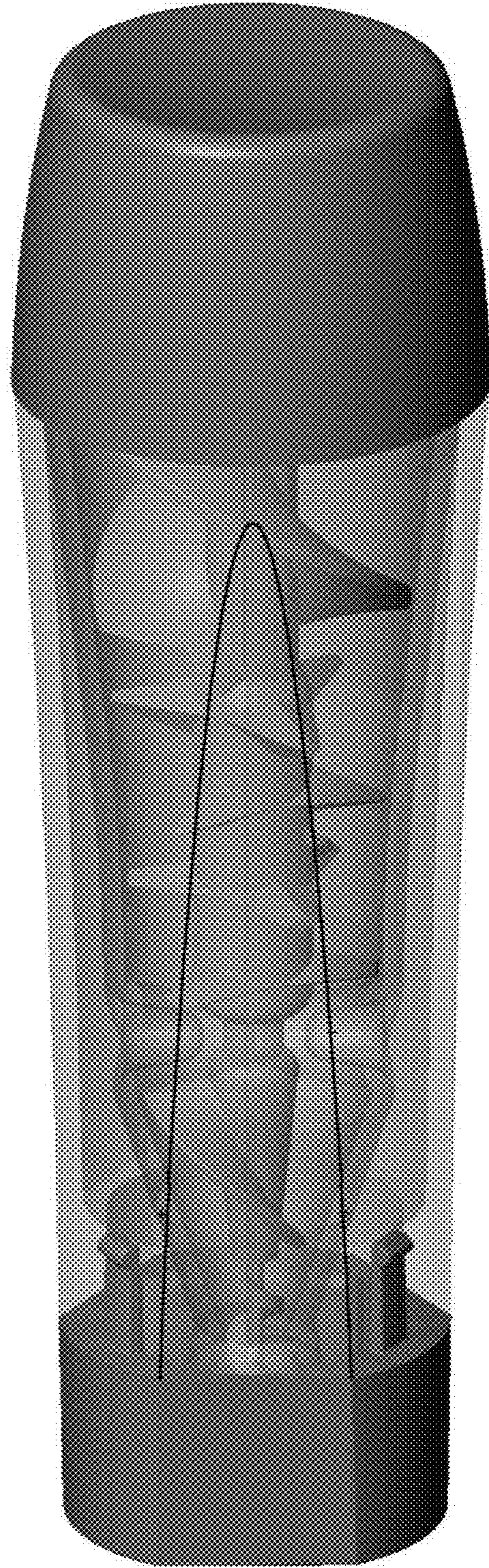
- 1. Herb grinder
- 1.1 : Perspective
- 1.2 : Front
- 1.3 : Back
- 1.4 : Left
- 1.5 : Right
- 1.6 : Top
- 1.7 : Perspective
- 1.8 : Front
- 1.9 : Back
- 1.10 : Left
- 1.11 : Right

Fig. 1.1 is an upper perspective view of an herb grinder of the present design in a closed configuration; Fig. 1.2 is a front view thereof; Fig. 1.3 is a back view thereof; Fig. 1.4 is a left side view thereof; Fig. 1.5 is a right side view thereof; Fig. 1.6 is a top view thereof; Fig. 1.7 is an upper perspective view of an herb grinder of the present design in an open configuration; Fig. 1.8 is a front view thereof; Fig. 1.9 is a back view thereof; Fig. 1.10 is a left side view thereof; Fig. 1.11 is a right side view thereof.

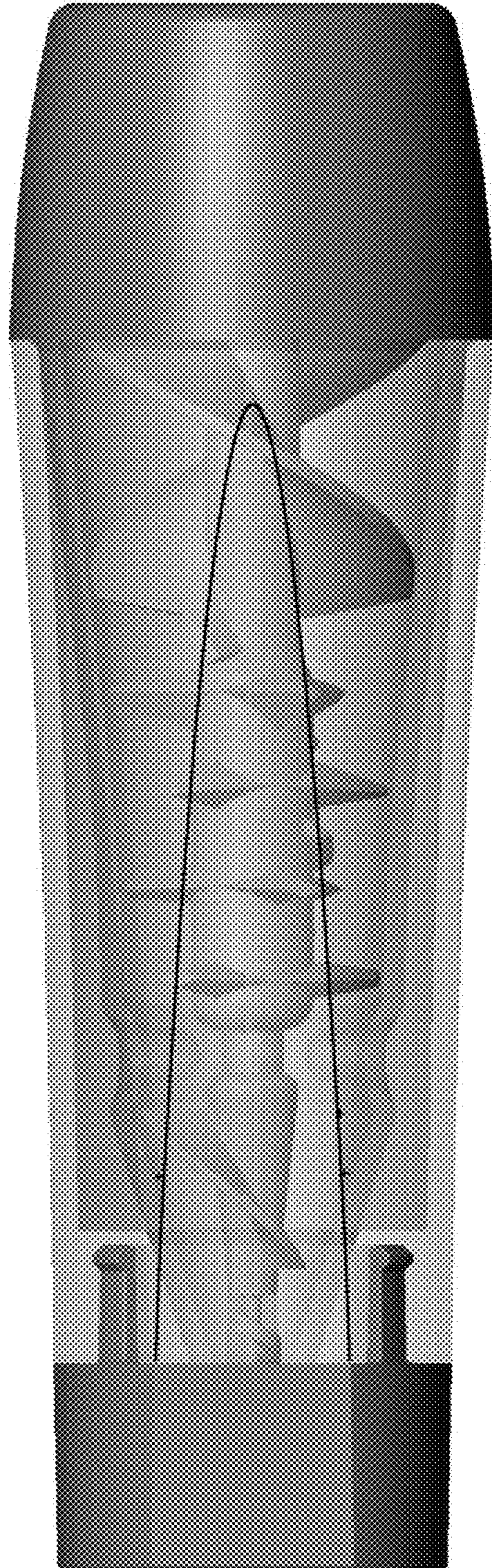
1 Claim, 11 Drawing Sheets



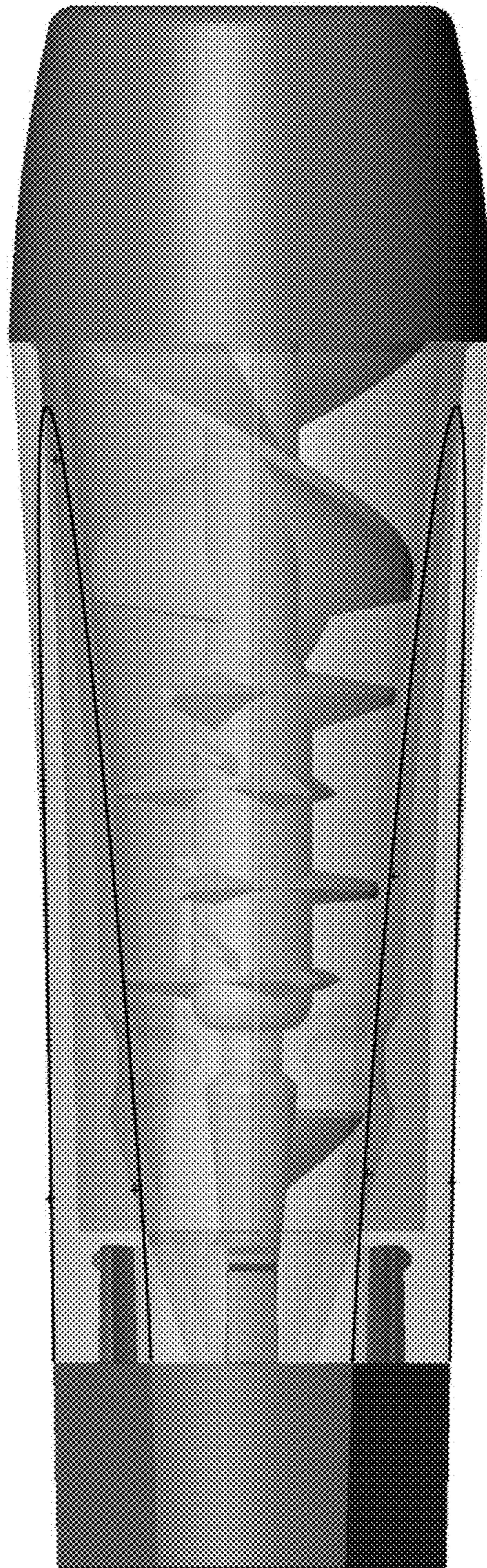
1.1



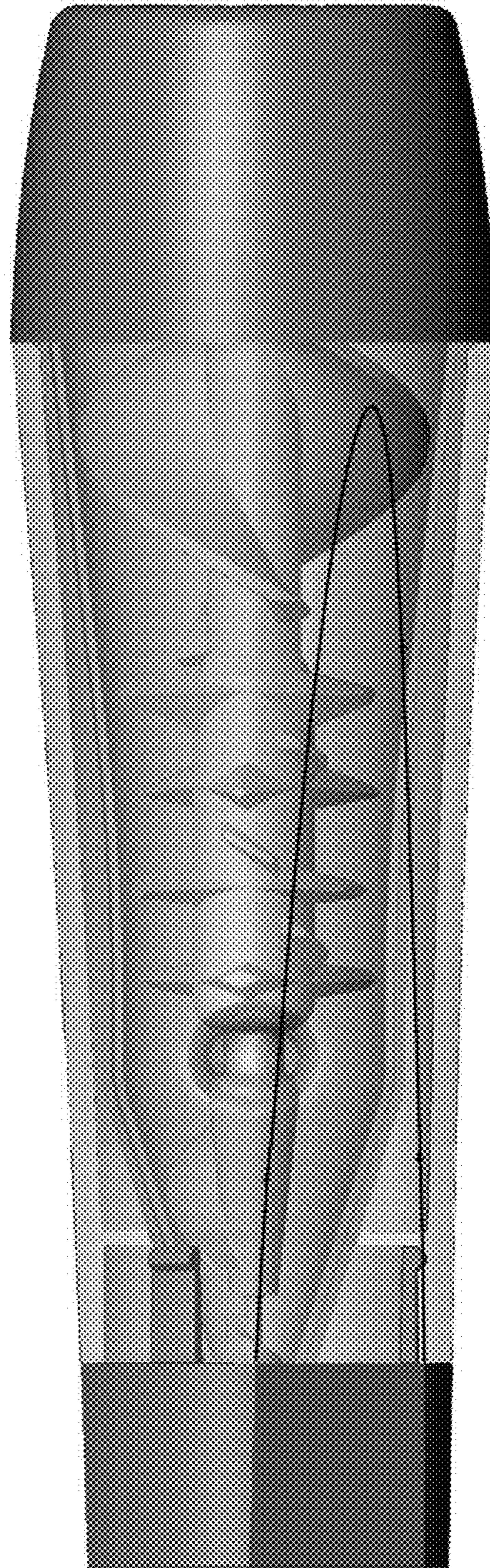
1.2



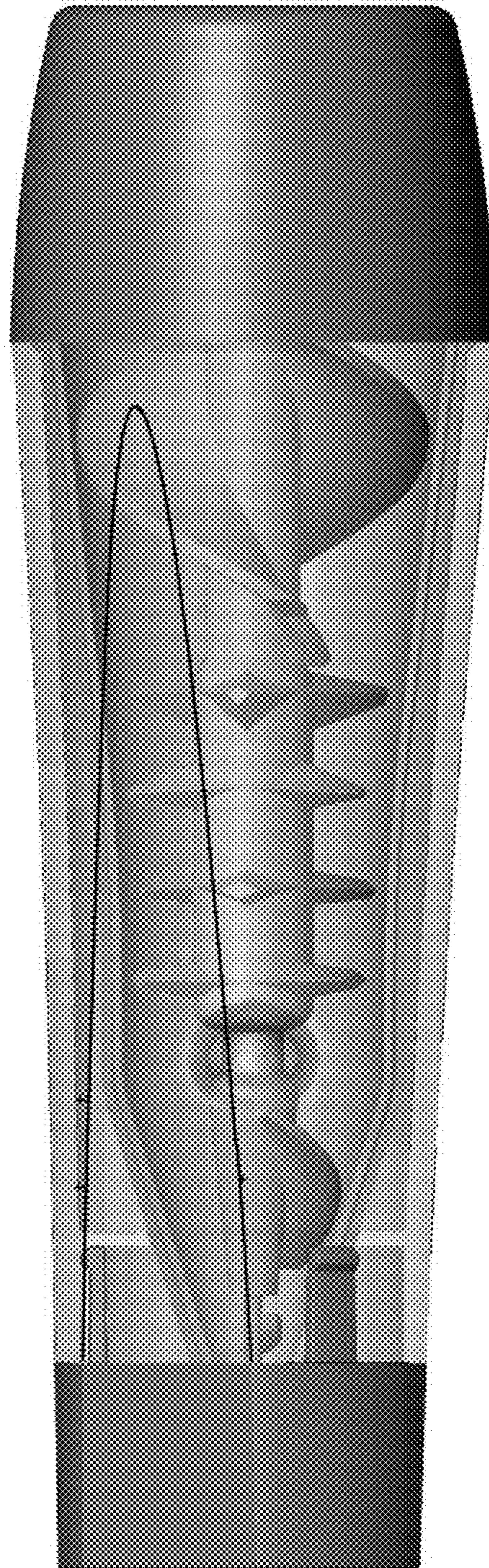
1.3




1.4



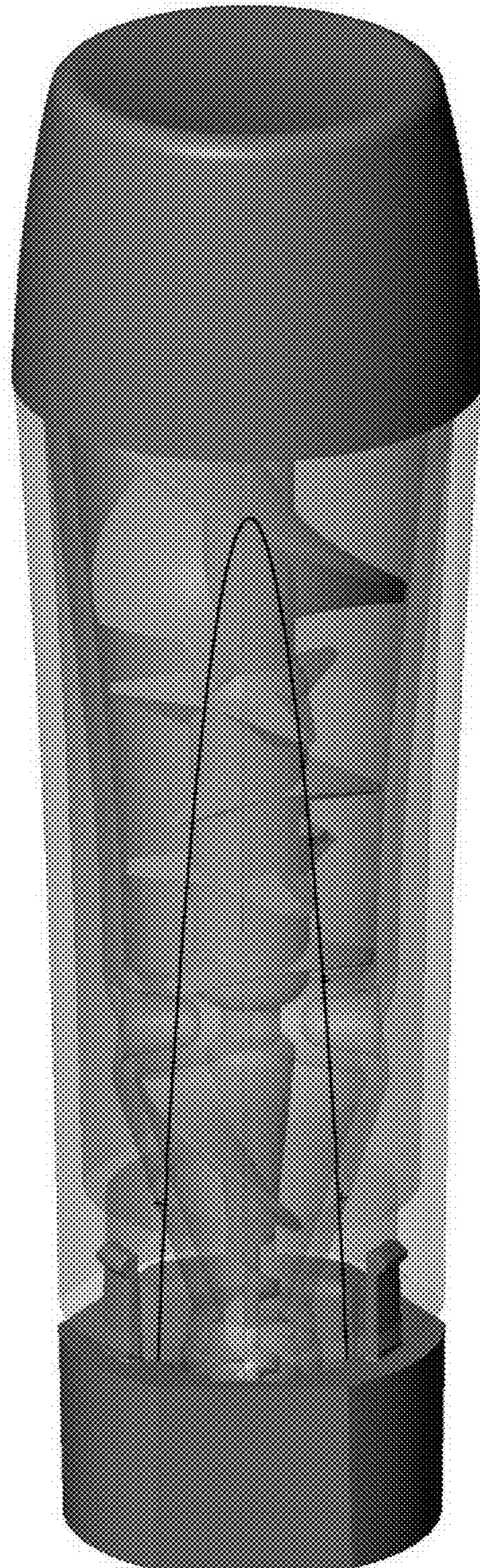
1.5



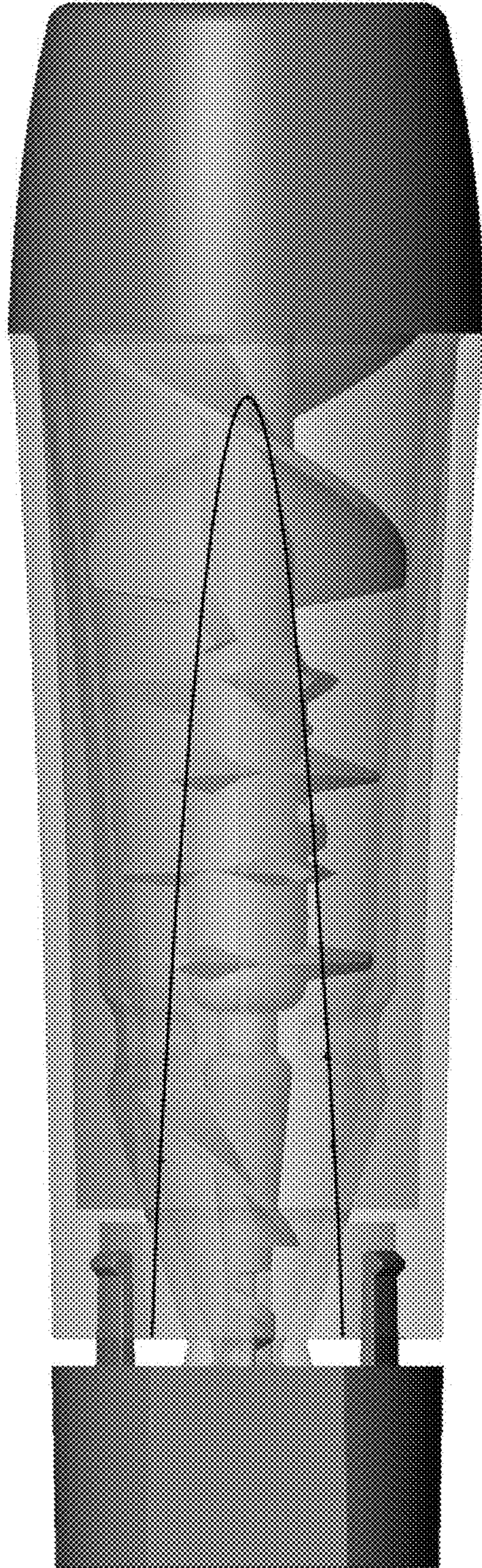
1.6



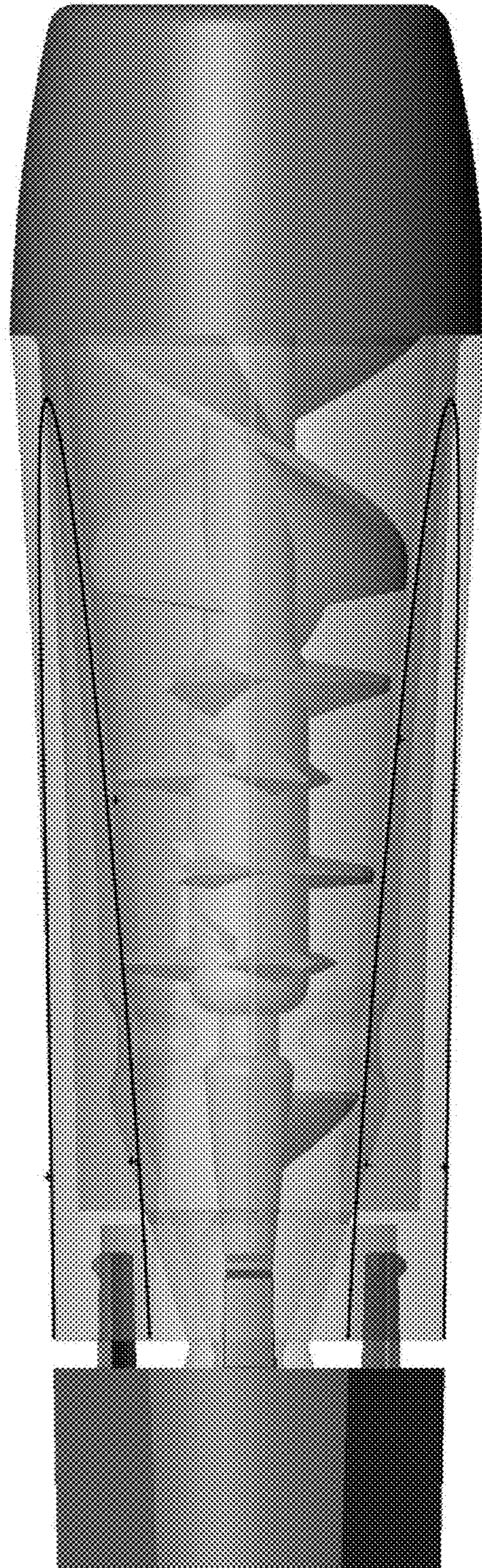
1.7



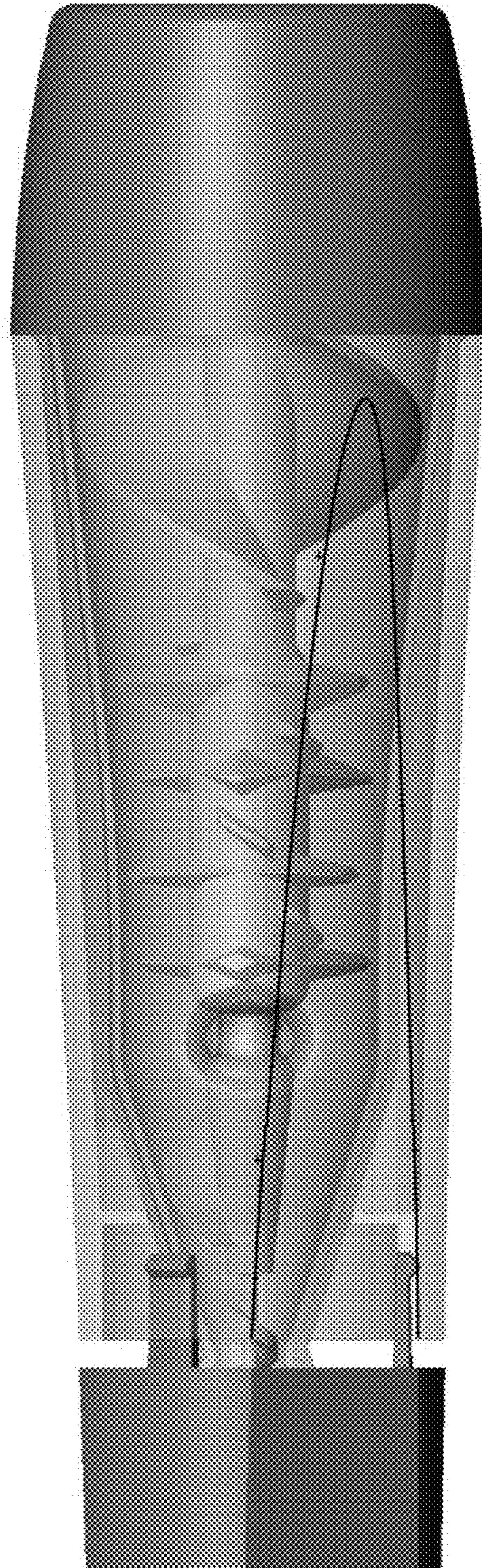
1.8



1.9



1.10



1.11

