



US00D975876S

(12) **United States Design Patent**
Paya-Marin

(10) **Patent No.:** **US D975,876 S**
(45) **Date of Patent:** **** Jan. 17, 2023**

- (54) **ROOFLIGHT**
- (71) Applicant: **Kingspan Holdings (IRL) Limited,**
Cavan (IE)
- (72) Inventor: **Miguel Paya-Marin,** Chester (GB)
- (73) Assignee: **Kingspan Holdings (IRL) Limited,**
Kingscourt (IE)
- (**) Term: **15 Years**

D489,462 S *	5/2004	Blomberg	D25/48.7
7,395,636 B2 *	7/2008	Blomberg	E04D 13/03 52/200
D794,216 S *	8/2017	Kastner	D25/48.7
D817,515 S *	5/2018	Paya	D25/48.7
D886,327 S *	6/2020	Horvath	D12/106
10,889,990 B2 *	1/2021	Kastner	E04D 13/0315
D916,325 S *	4/2021	Paya-Marin	D25/103
D948,750 S *	4/2022	Paya-Marin	D25/103
2007/0180789 A1 *	8/2007	Valentz	E04D 13/03 52/200

- (21) Appl. No.: **29/827,087**
- (22) Filed: **Feb. 17, 2022**

Related U.S. Application Data

- (62) Division of application No. 29/771,272, filed on Feb. 22, 2021, now abandoned, which is a division of application No. 29/683,060, filed on Mar. 11, 2019, now Pat. No. Des. 916,325.
- (51) **LOC (14) Cl.** **25-02**
- (52) **U.S. Cl.**
USPC **D25/103**
- (58) **Field of Classification Search**
USPC D12/106, 401, 404; D23/325, 373, 387;
D25/47.1, 48.7, 48.8, 103
CPC F24F 7/00; F24F 7/02; F24F 7/025; B60H
1/00207; B60H 1/00357; B60H 1/00364;
B60H 1/00514; B60H 1/245; B60H 1/26;
B60H 1/262; E04D 13/03; E04D
13/0305; E04D 13/0315; E04D 13/0325;
E04D 13/033; Y10S 49/01; B60J 7/1642
See application file for complete search history.

(56) **References Cited**

U.S. PATENT DOCUMENTS

3,434,251 A *	3/1969	Kiekhaefer	E04D 13/0315 52/204.593
4,278,414 A *	7/1981	Weisner	B29C 51/082 425/388

FOREIGN PATENT DOCUMENTS

EM	003142678-0001	8/2018
----	----------------	--------

OTHER PUBLICATIONS

SIG Signature Series Commercial Prismatic Skylights <<https://www.acuitybrands.com/products/detail/348064/sunoptics/sig/>> signature-series-commercial-prismatic-skylights Jun. 2016 (Year: 2016).

* cited by examiner

Primary Examiner — Leanne Was-Englehart
(74) *Attorney, Agent, or Firm* — Harness, Dickey & Pierce, P.L.C.

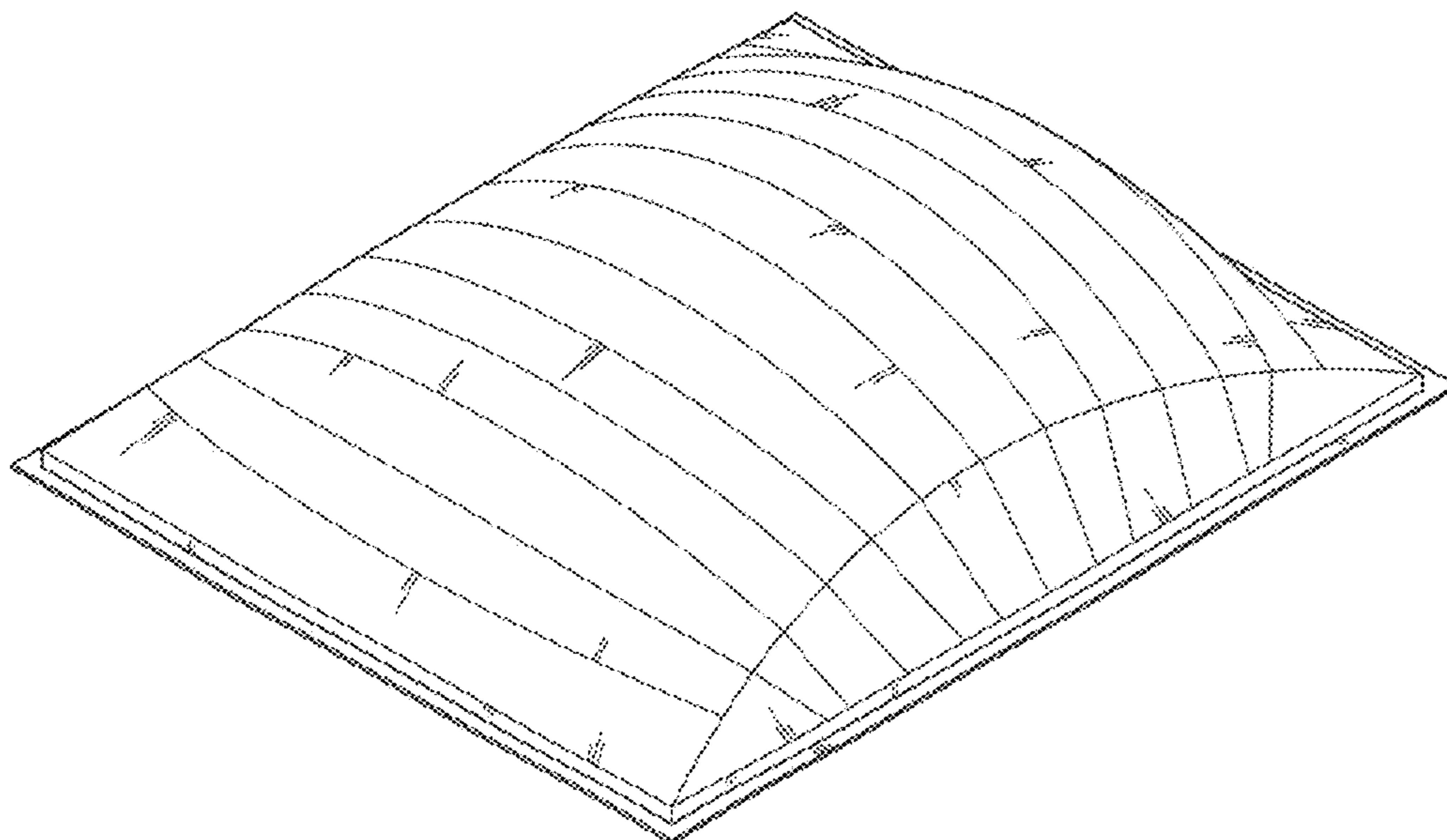
(57) **CLAIM**

The ornamental design for a rooflight, as shown and described.

DESCRIPTION

FIG. 1 is a front perspective view of a rooflight of our design.
FIG. 2 is a side elevation view of FIG. 1.
FIG. 3 is a top plan view of FIG. 1; and
FIG. 4 is a front elevation view of FIG. 1.

1 Claim, 4 Drawing Sheets



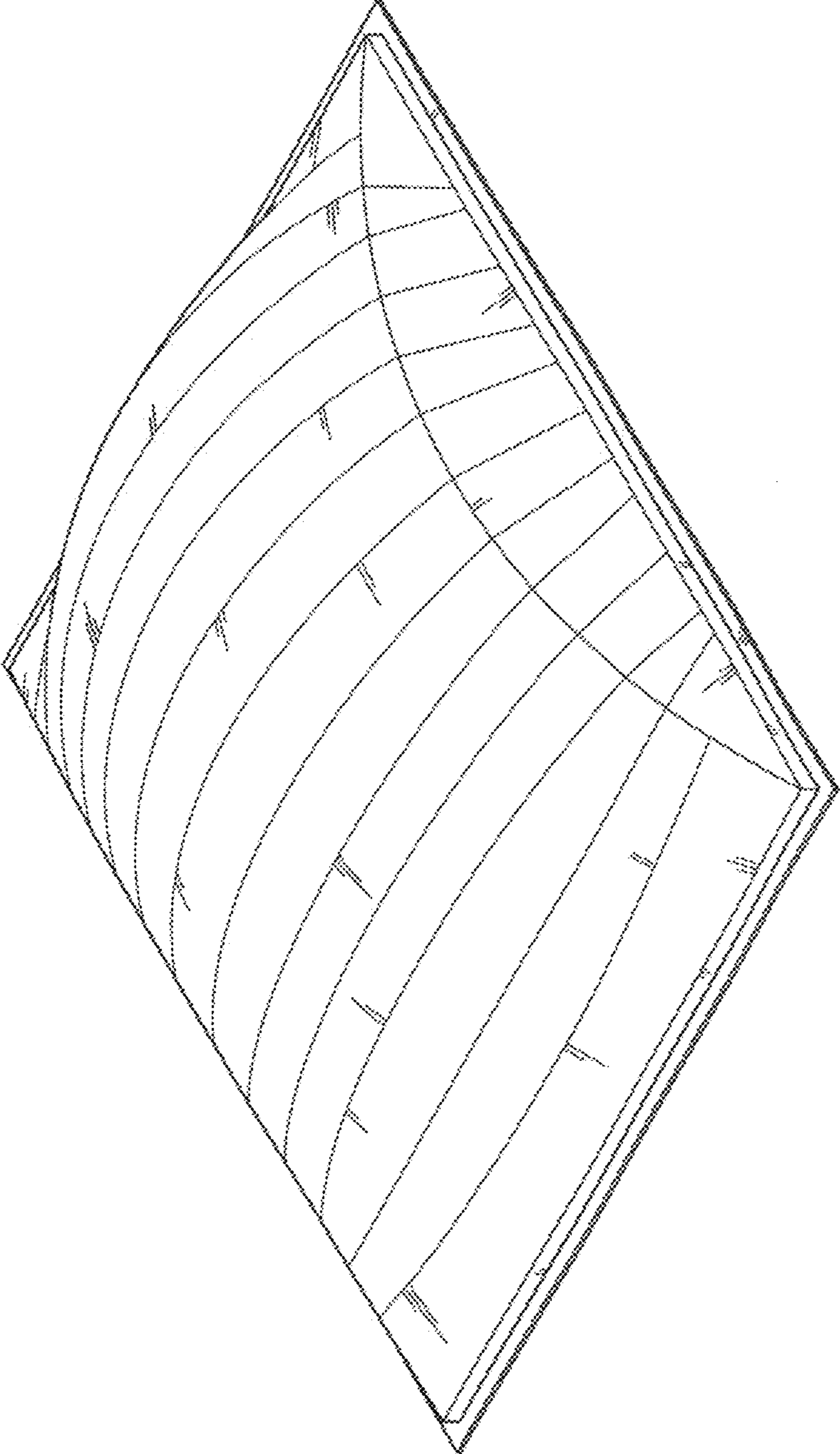


Fig. 1

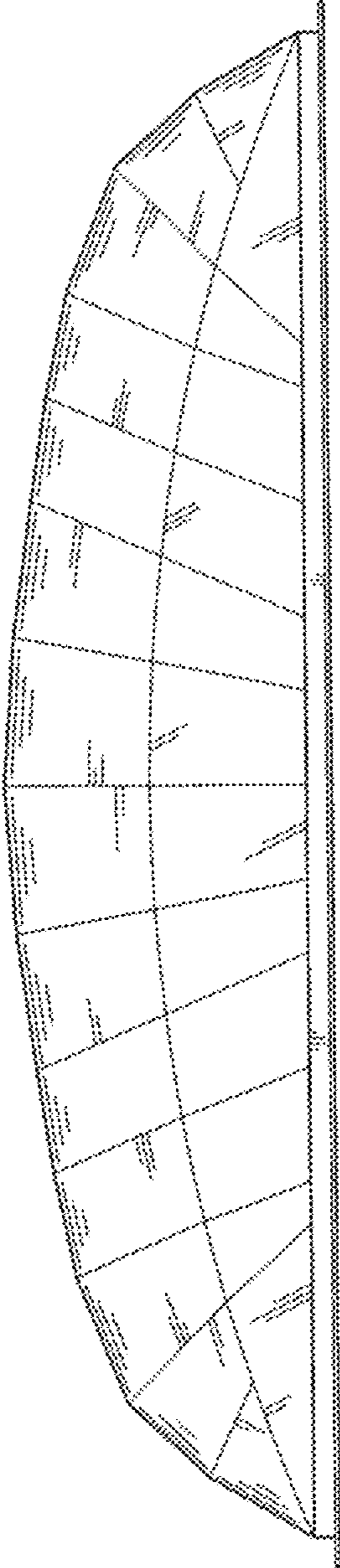


Fig. 2

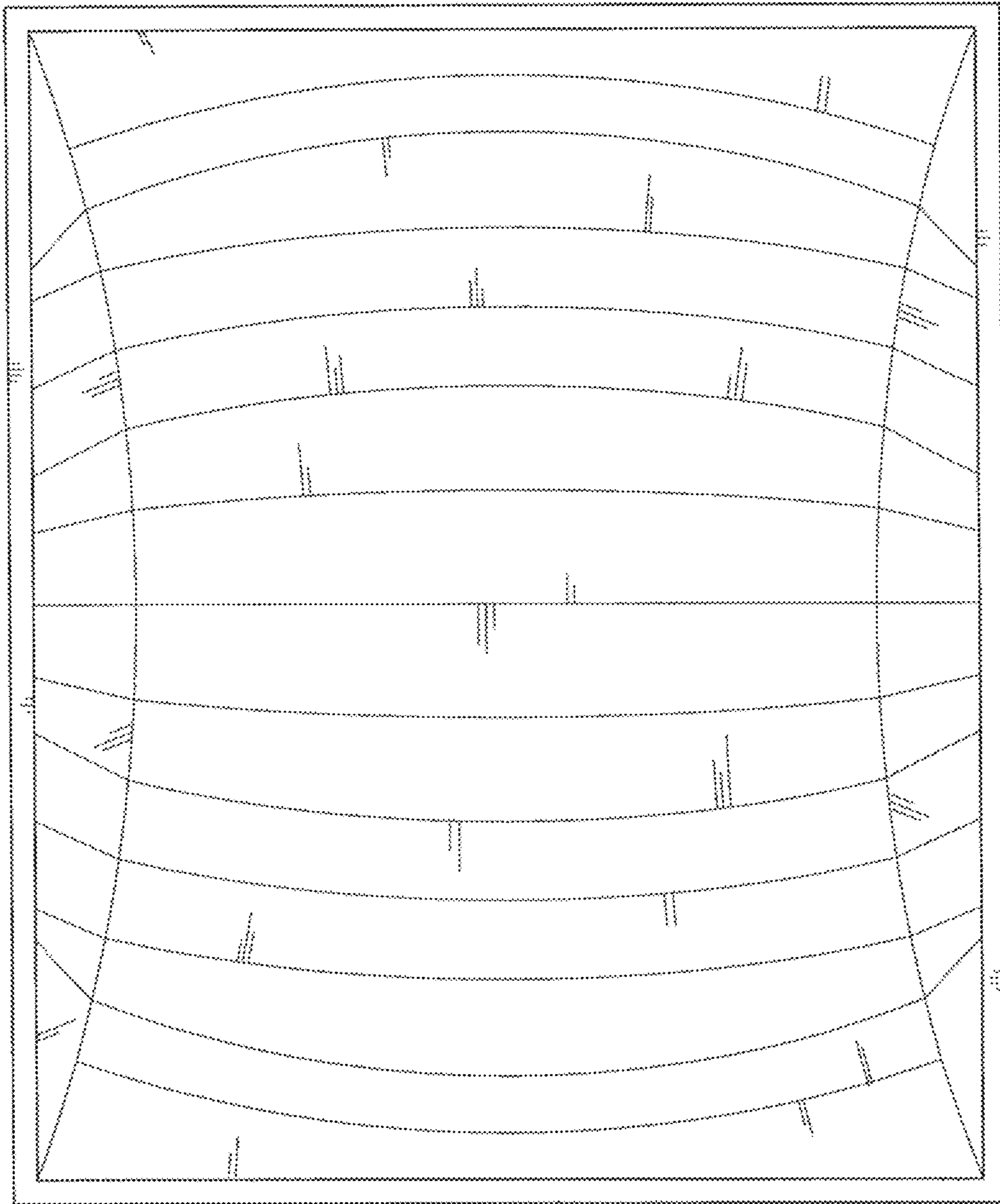


Fig. 3

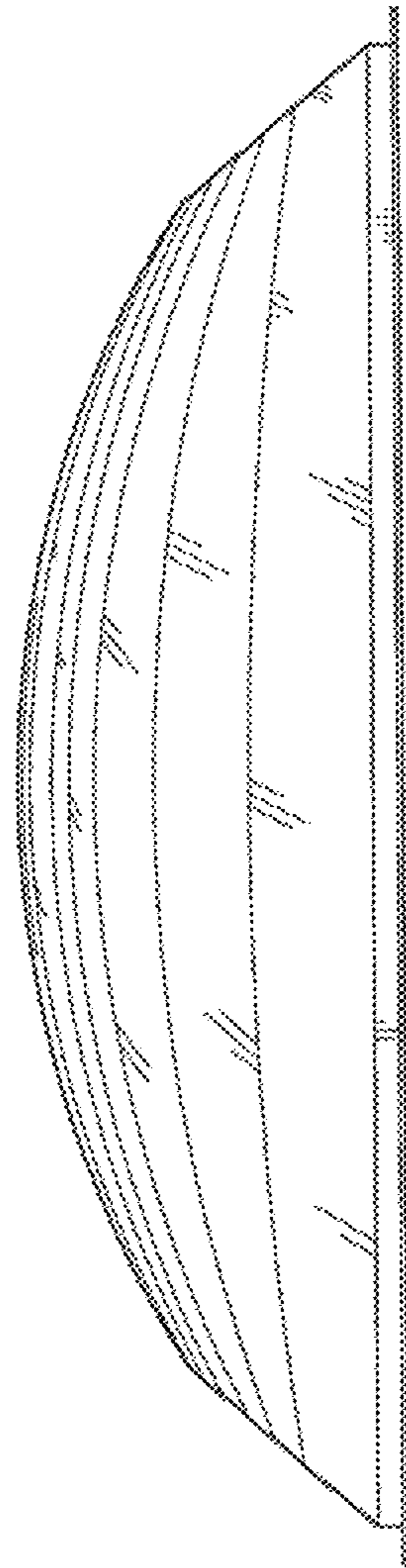


Fig. 4