



US00D975867S

(12) **United States Design Patent**
Zhang

(10) **Patent No.: US D975,867 S**

(45) **Date of Patent: ** Jan. 17, 2023**

(54) **MESSAGE APPARATUS**

D949,412 S * 4/2022 Chen D24/215
D953,556 S * 5/2022 Marton D24/215
D953,559 S * 5/2022 He D24/215

(71) Applicant: **Sichuan Qianli-beoka Medical Technology Inc.**, Sichuan (CN)

(72) Inventor: **Wen Zhang**, Chengdu (CN)

(73) Assignee: **Sichuan Qianli-beoka Medical Technology Inc.**

(**) Term: **15 Years**

(21) Appl. No.: **29/779,653**

(22) Filed: **Apr. 20, 2021**

(51) **LOC (14) Cl.** **24-01**

(52) **U.S. Cl.**
USPC **D24/215**

(58) **Field of Classification Search**
USPC D24/200, 211, 212, 213, 214, 215;
D8/14.1; D28/13
CPC A61H 15/02; A61H 1/008; A61H
2201/1635; A61H 1/006; A61H 15/00;
A61H 23/0263; A61H 15/0085
See application file for complete search history.

(56) **References Cited**

U.S. PATENT DOCUMENTS

D403,075 S * 12/1998 Lie D24/215
D918,411 S * 5/2021 Xu D24/215
D925,758 S * 7/2021 Xu D24/215
D932,045 S * 9/2021 Shen D24/215
D937,431 S * 11/2021 Li D24/215
D946,779 S * 3/2022 Ren D24/215
D949,400 S * 4/2022 Wersland D24/215
D949,411 S * 4/2022 Chen D24/215

OTHER PUBLICATIONS

Beokaodm, "K2 Mini Gun Massager", Access Date: Sep. 1, 2022. <https://www.beokaodm.com/products/k2-mini-gun-massager/> (Year: 2022).*

Amazon, "HeyChy Muscle Massage Gun", Date First Available: May 17, 2022. https://www.amazon.com/Lightweight-Portable-Percussion-High-Intensity-Vibration/dp/B0B1HP38QT/ref=cm_cr_arp_d_product_top?ie=UTF8 (Year: 2022).*

* cited by examiner

Primary Examiner — Michael A Maharajh

(74) *Attorney, Agent, or Firm* — Timothy T. Wang; Ni, Wang & Massand, PLLC

(57) **CLAIM**

The ornamental design for a massage apparatus, as shown and described.

DESCRIPTION

FIG. 1 is a perspective view of a massage apparatus showing my new design;

FIG. 2 is a front elevational view thereof;

FIG. 3 is a back elevational view thereof;

FIG. 4 is a right-side elevational view thereof;

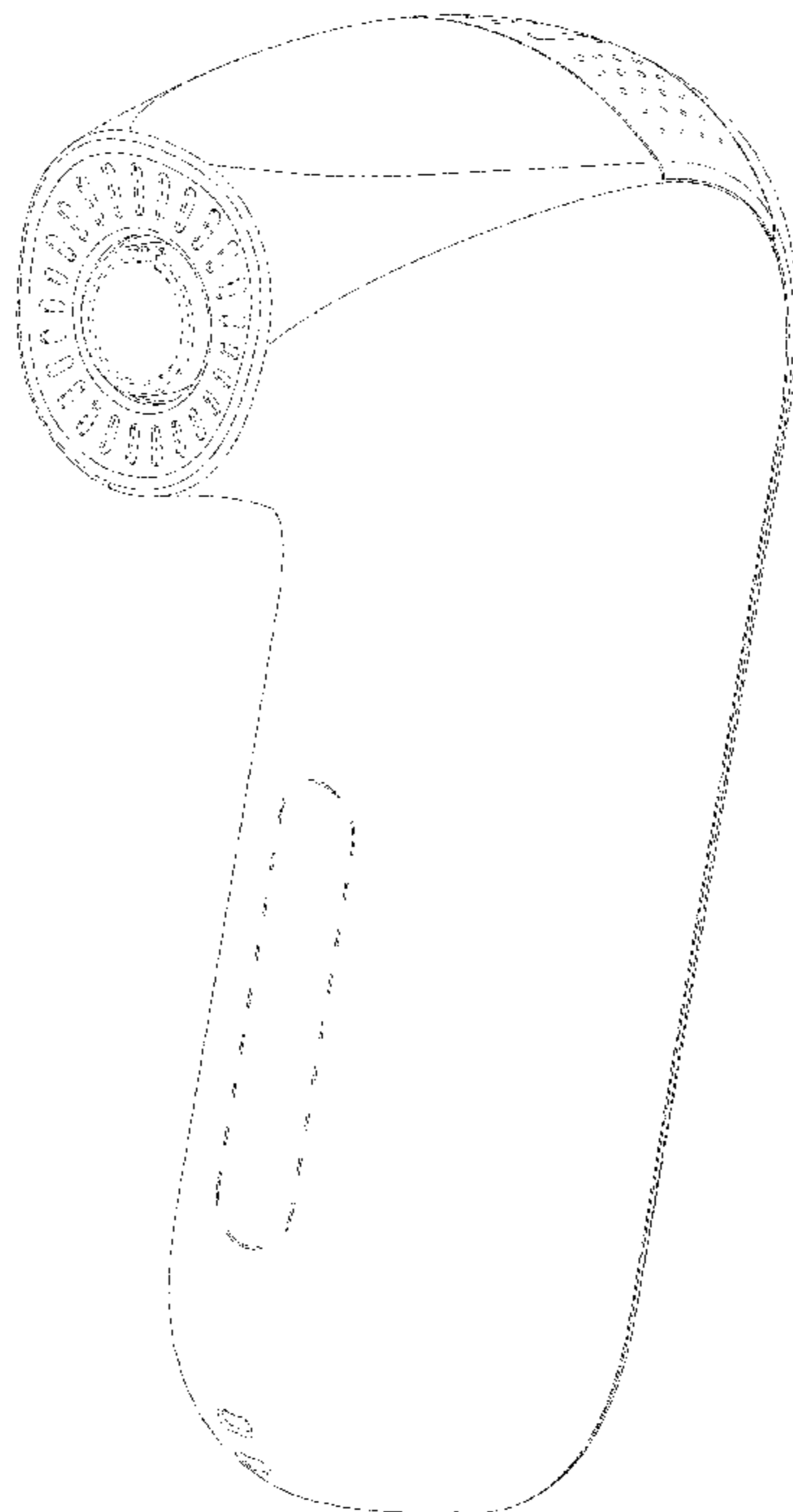
FIG. 5 is a left-side elevational view thereof;

FIG. 6 is a top plan view thereof; and,

FIG. 7 is a bottom plan view thereof.

The broken lines shown in the figures are for the purpose of illustrating portions of the massage apparatus, which form no part of the claimed design.

1 Claim, 7 Drawing Sheets






FIG. 1




FIG. 2

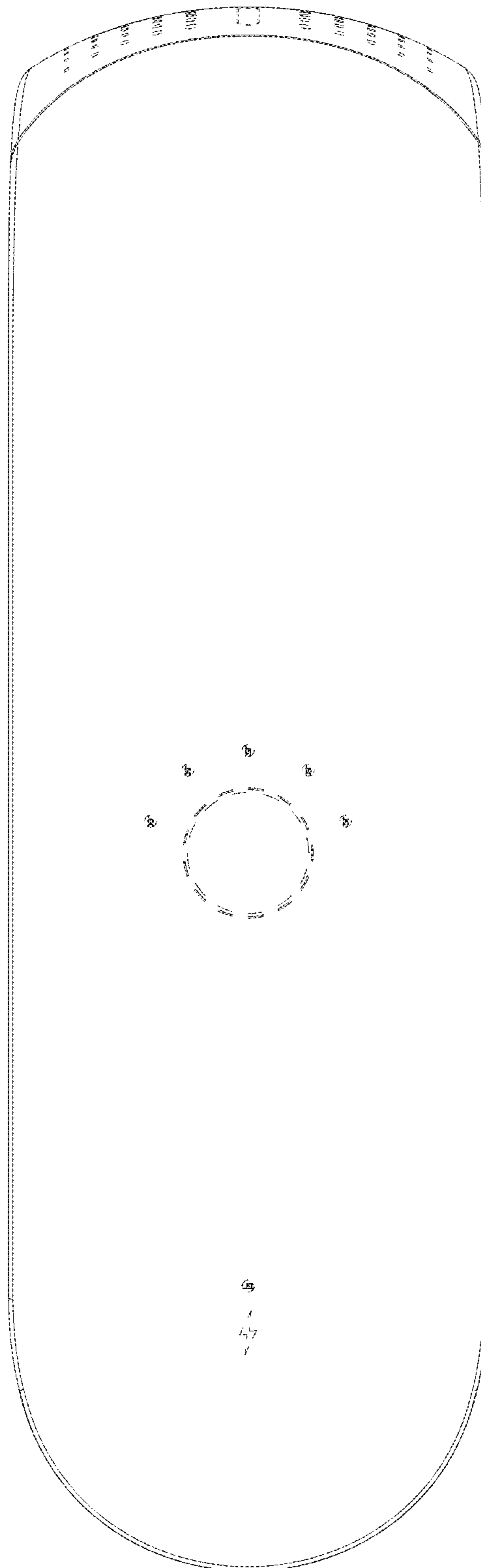


FIG. 3




FIG. 4

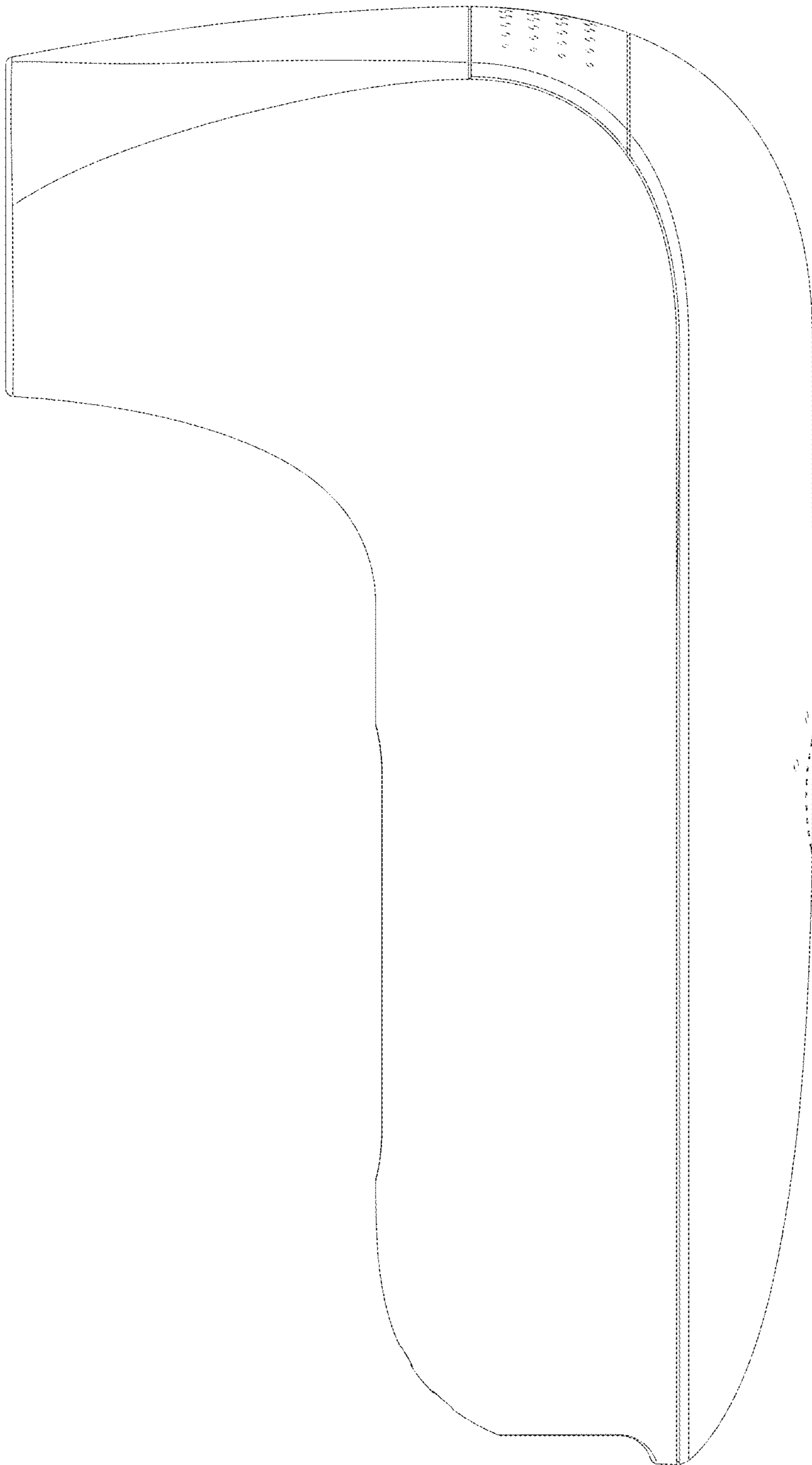


FIG. 5

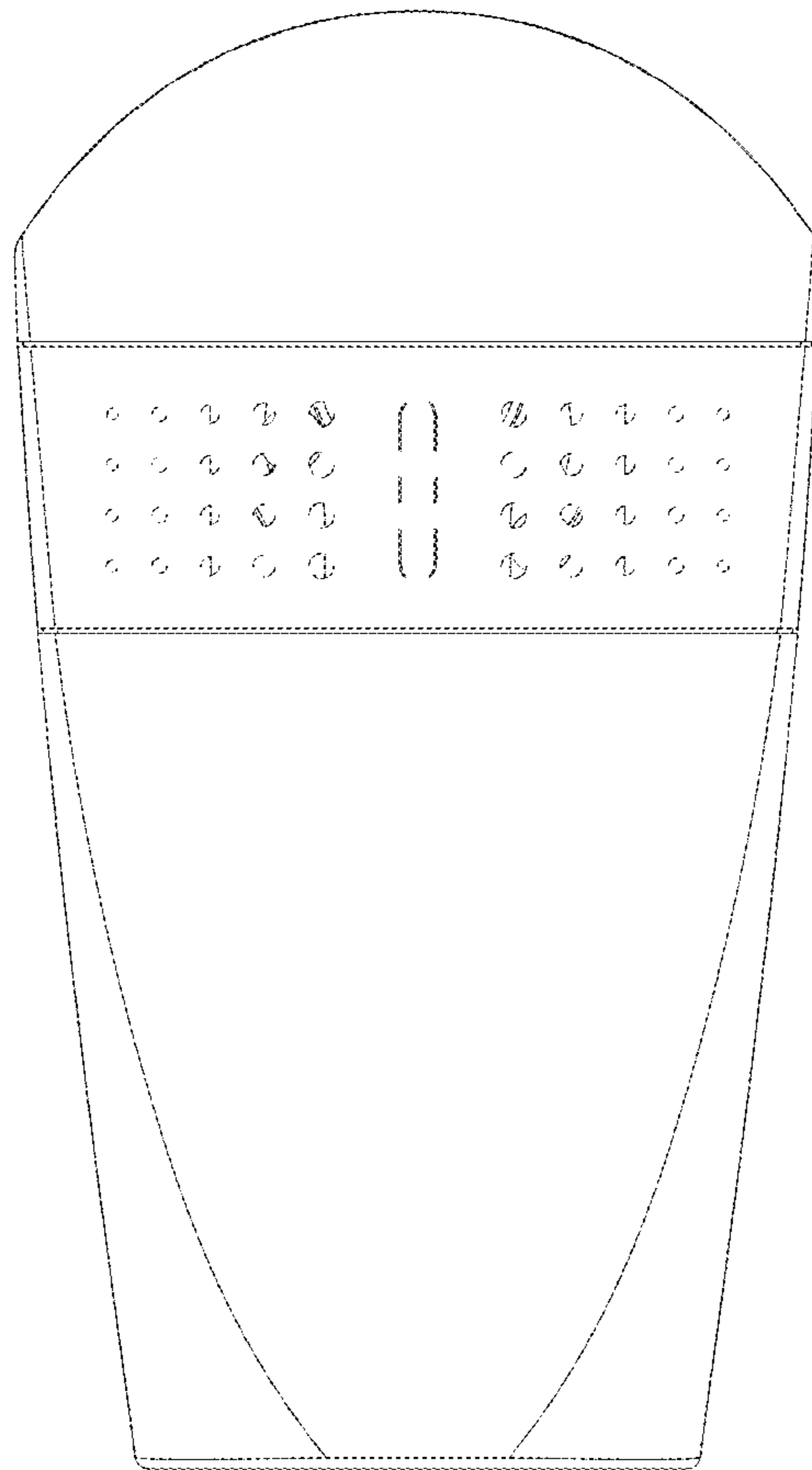


FIG. 6

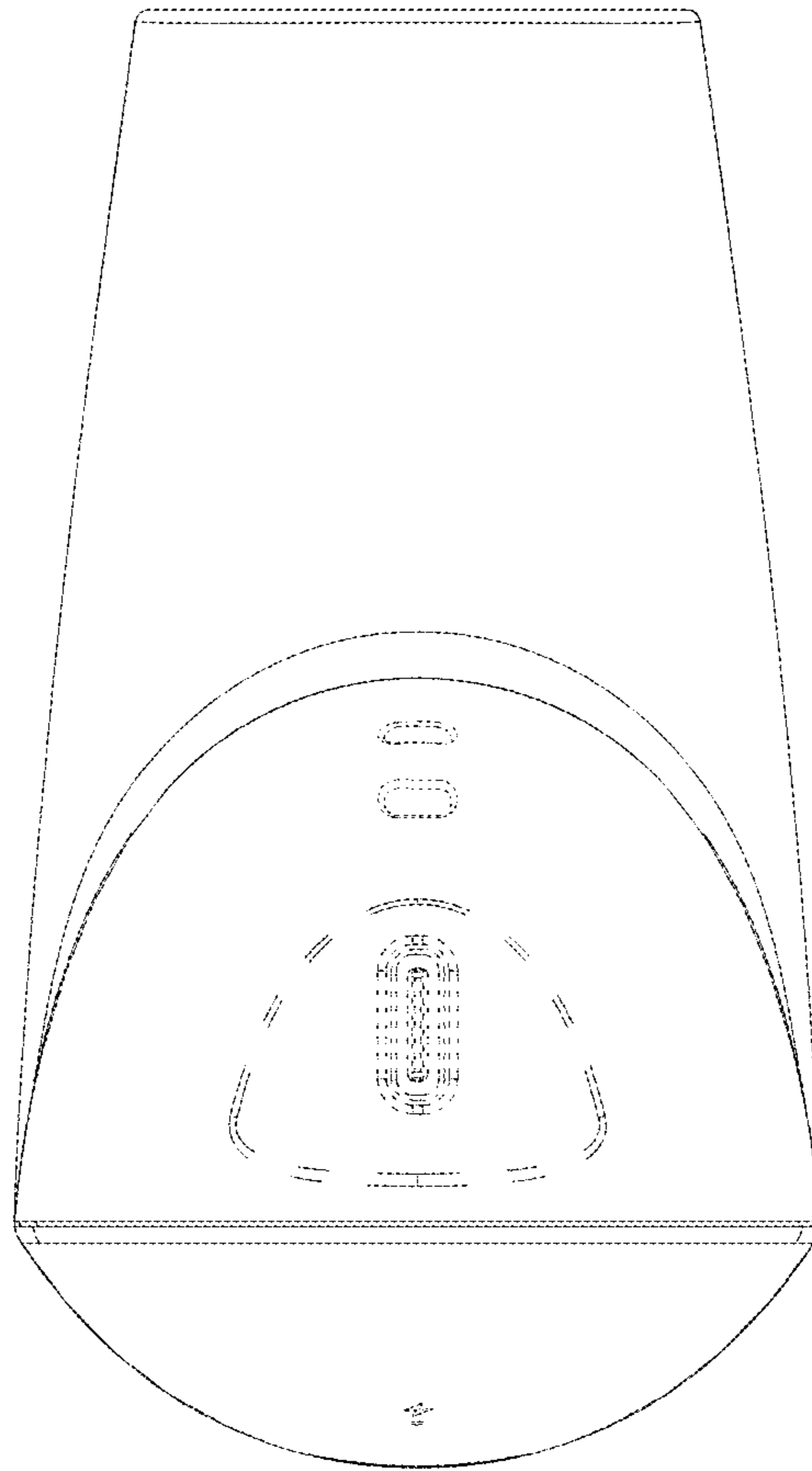


FIG. 7