



US00D975862S

(12) **United States Design Patent**
Zhang

(10) **Patent No.:** **US D975,862 S**
(45) **Date of Patent:** **** Jan. 17, 2023**

(54) **MESSAGE HEAD OF MESSAGE APPARATUS**

D932,036 S * 9/2021 Nazarian D24/200
D946,166 S * 3/2022 Li D24/215
D949,416 S * 4/2022 Khubani D24/215

(71) Applicant: **Sichuan Qianli-beoka Medical Technology Inc.**, Sichuan (CN)

(72) Inventor: **Wen Zhang**, Chengdu (CN)

(73) Assignee: **Sichuan Qianli-beoka Medical Technology Inc.**

(**) Term: **15 Years**

(21) Appl. No.: **29/771,211**

(22) Filed: **Feb. 21, 2021**

(30) **Foreign Application Priority Data**

Aug. 21, 2020 (CN) 202030484400.0

(51) **LOC (14) Cl.** **24-01**

(52) **U.S. Cl.**
USPC **D24/215**

(58) **Field of Classification Search**
USPC D24/200, 211, 212, 213, 214, 215;
D26/113, 154; D8/300; D9/434, 443;
D11/181

CPC A61H 2015/0014; A61H 7/007; A61H
23/006; A61H 2015/0042; A61H 33/6089
See application file for complete search history.

(56) **References Cited**

U.S. PATENT DOCUMENTS

D197,889 S * 4/1964 Hass D24/194
D845,499 S * 4/2019 Wersland D24/211
D865,192 S * 10/2019 Nazarian D24/200
D890,353 S * 7/2020 Nazarian D24/200
D903,140 S * 11/2020 Andrejs D24/214
D907,792 S * 1/2021 Marton D24/215
D908,235 S * 1/2021 Marton D24/215
D928,334 S * 8/2021 Chou D24/215

OTHER PUBLICATIONS

Amazon, "Fascia Massage Gun Head" Access Date Jul. 2, 2022.
<https://www.amazon.com/Massage-Massager-Replacement-Accessories-Relaxation/dp/B08MZGVF1X>. (Year: 2022).*
Beokaodm, "U Shaped Attachment" Access Date Jul. 2, 2022.
<https://www.beokaodm.com/hip-massage-gun/> (Year: 2022).*
Amazon, "Bob and Brad Q2 Mini Massage Gun", First Available date Oct. 30, 2020. <https://www.amazon.com/BOB-BRAD-Pocket-Sized-Massager-Percussion/dp/B08M8YSFC7> (Year: 2020).*

* cited by examiner

Primary Examiner — Michael A Maharajh

(74) *Attorney, Agent, or Firm* — Timothy T. Wang; Ni, Wang & Massand, PLLC

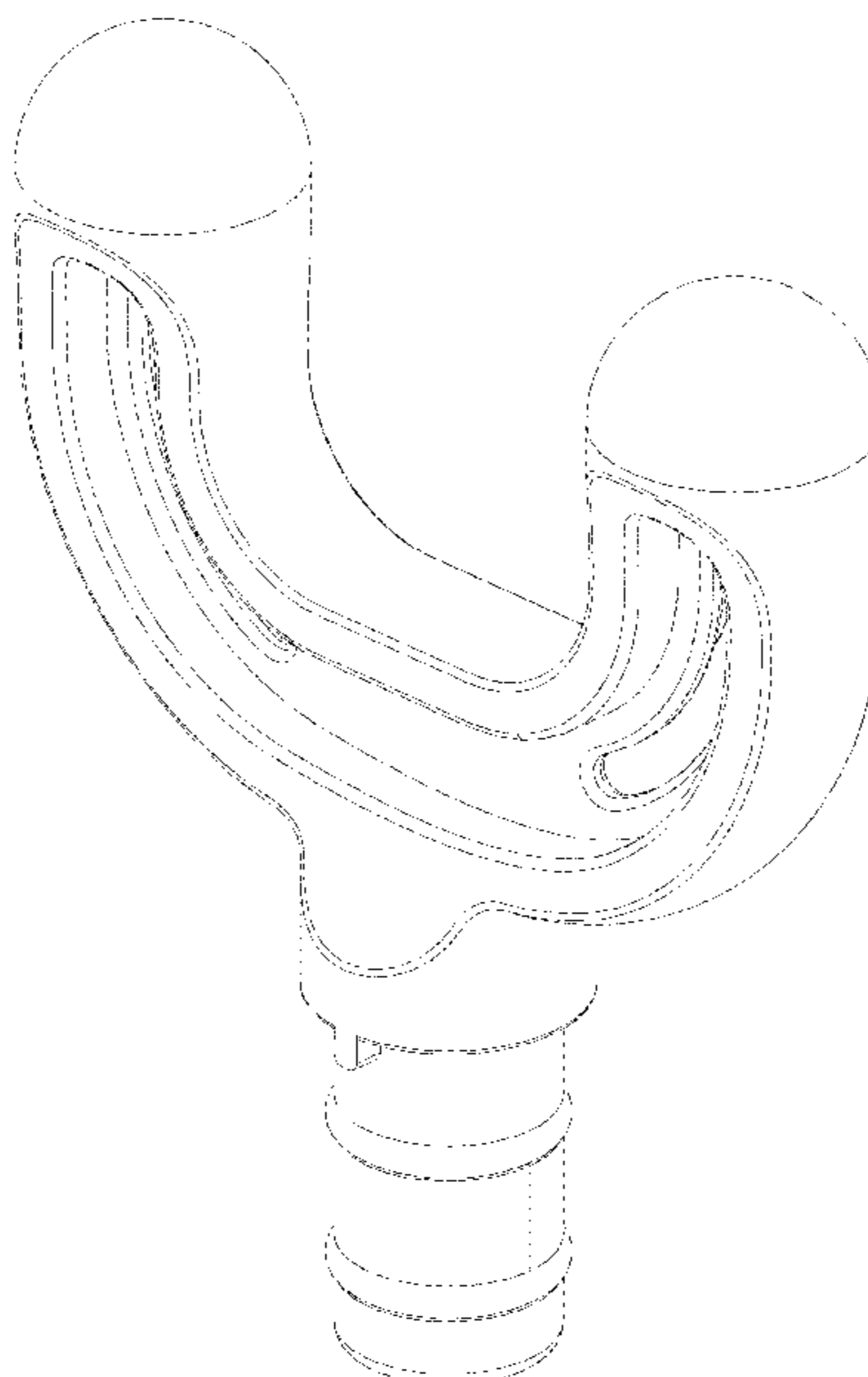
(57) **CLAIM**

The ornamental design for a massage head of massage apparatus, as shown and described.

DESCRIPTION

FIG. 1 is a front perspective view of a massage head of massage apparatus showing my new design; FIG. 2 is a back elevational view thereof; FIG. 3 is a front elevational view thereof; FIG. 4 is a right-side elevational view thereof; FIG. 5 is a left-side elevational view thereof; FIG. 6 is a top plan view thereof; and, FIG. 7 is a bottom plan view thereof. The broken lines shown in the figures are for the purpose of illustrating portions of the massage head of massage apparatus, which form no part of the claimed design.

1 Claim, 7 Drawing Sheets



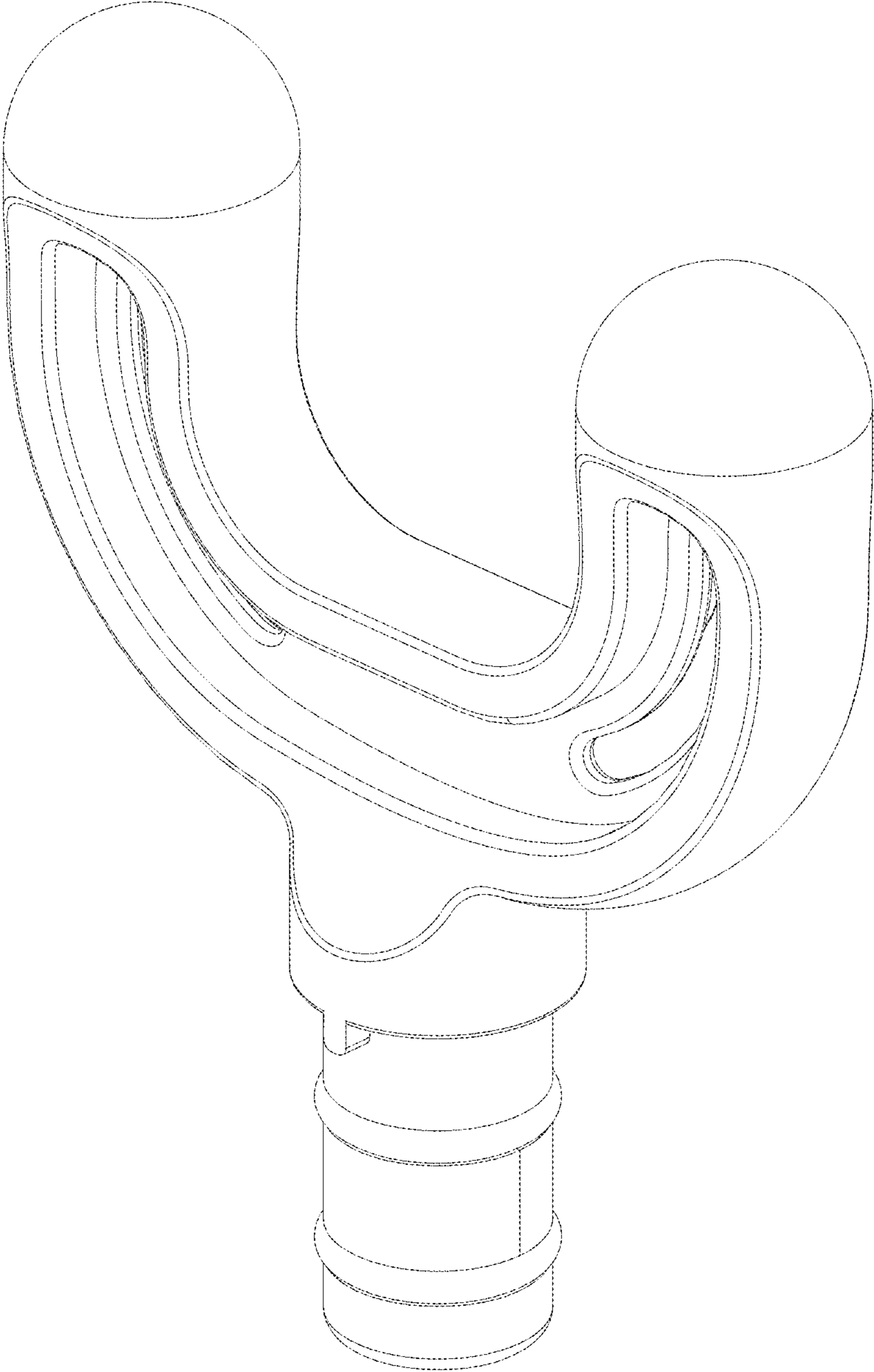


FIG. 1

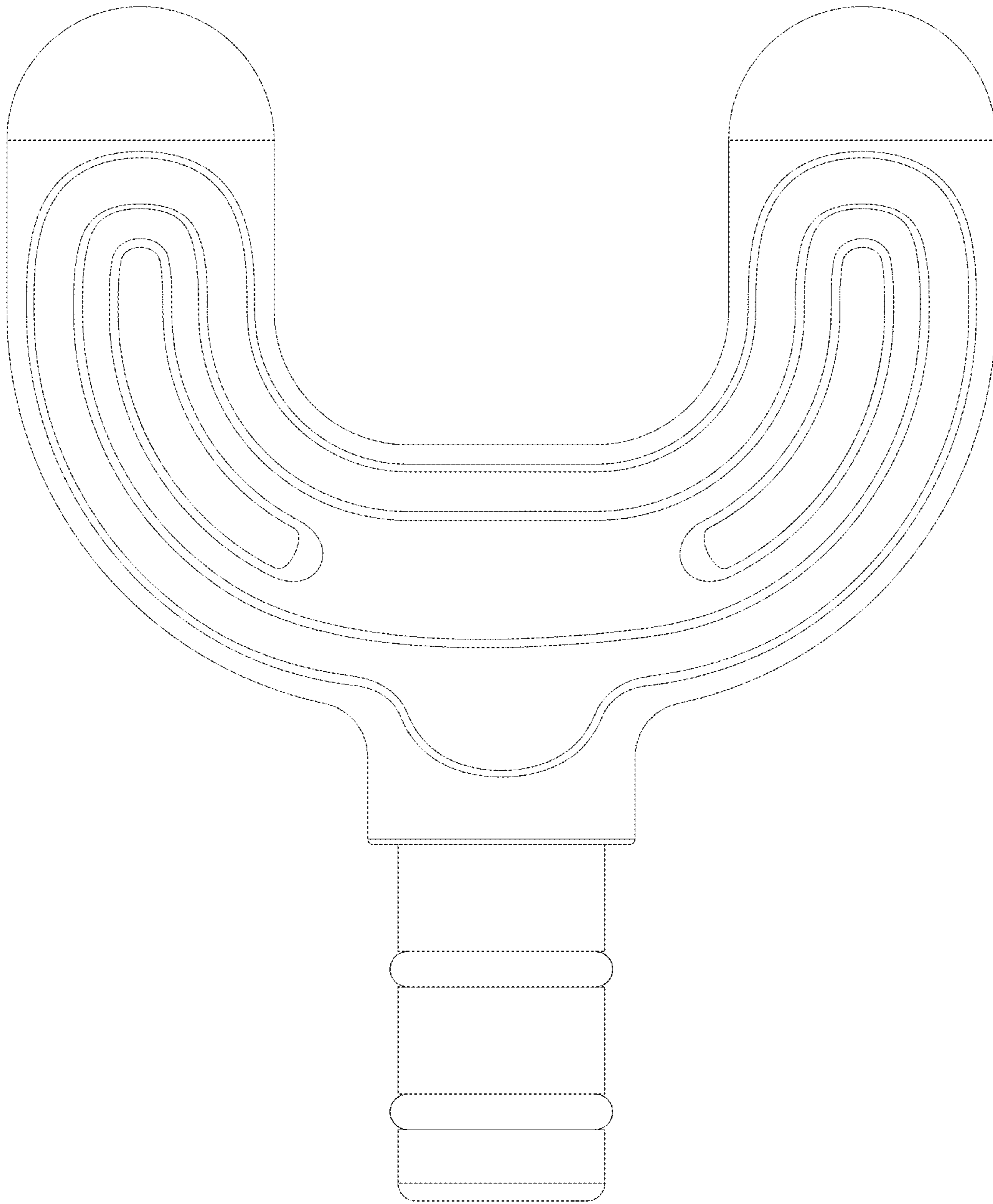


FIG. 2

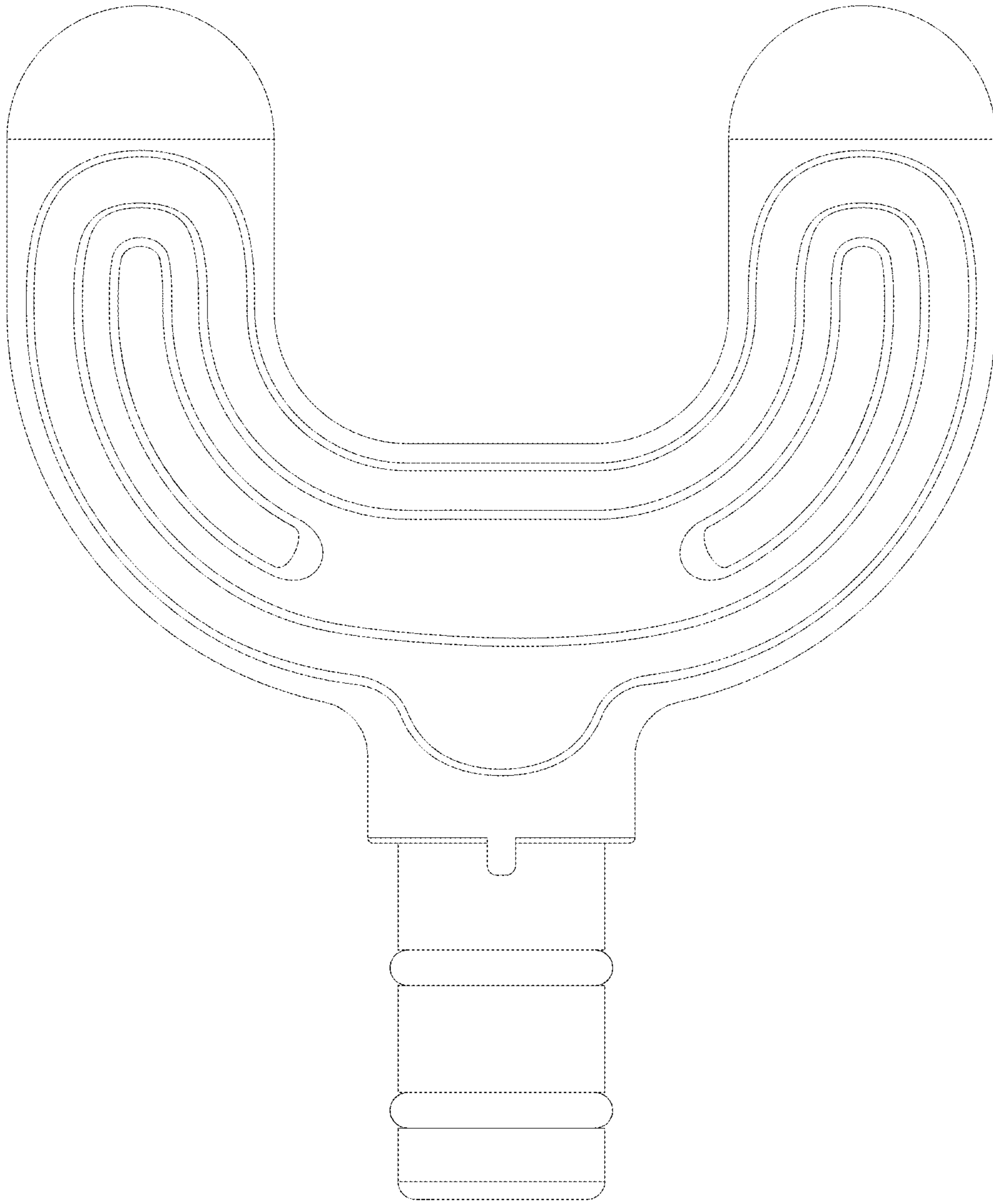


FIG. 3

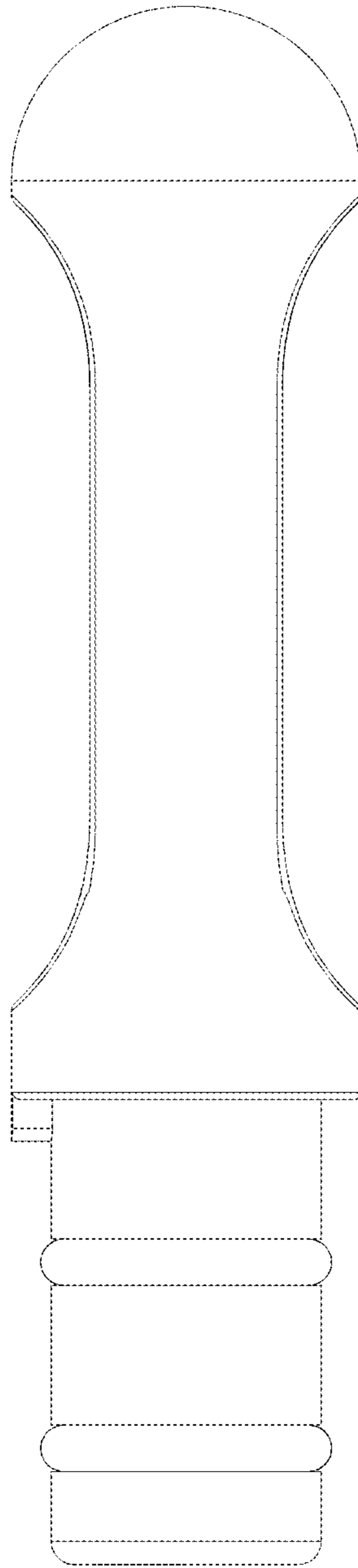


FIG. 4

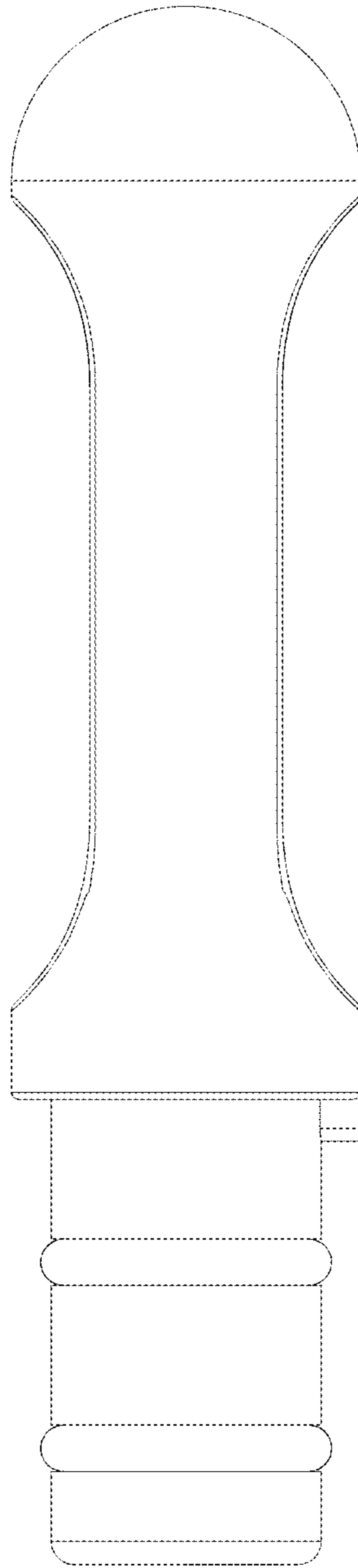


FIG. 5

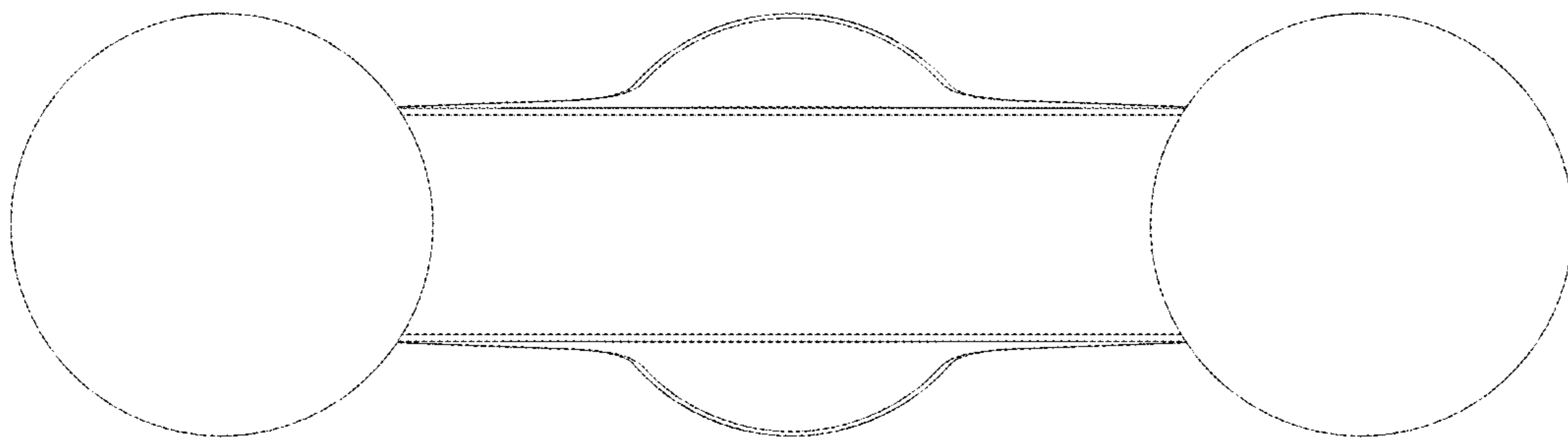


FIG. 6

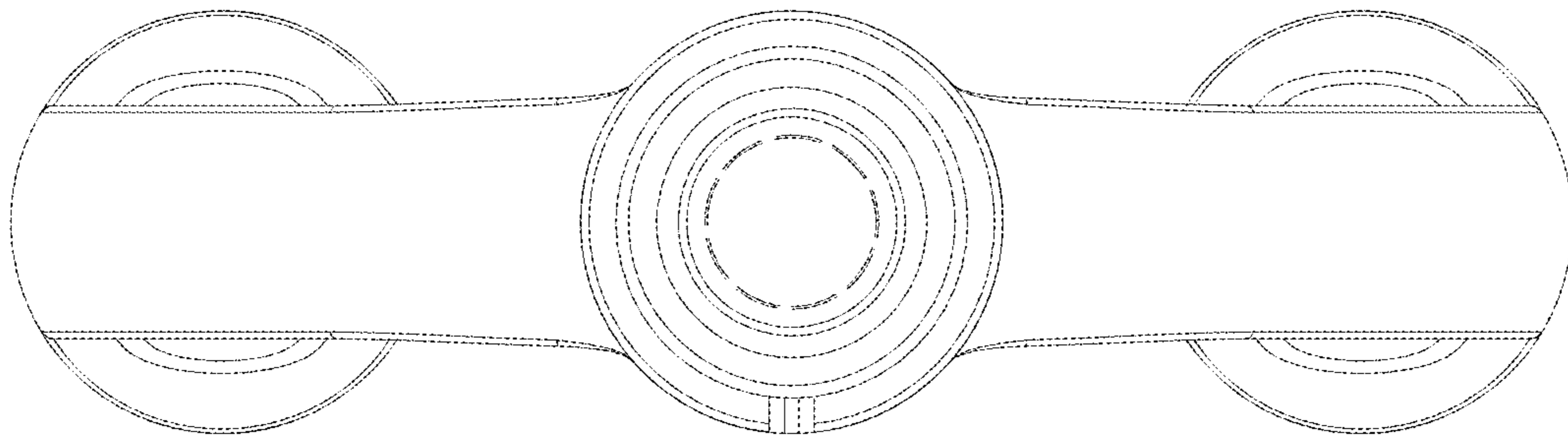


FIG. 7