



US00D975861S

(12) **United States Design Patent**
Zhang

(10) **Patent No.:** **US D975,861 S**
(45) **Date of Patent:** **** Jan. 17, 2023**

(54) **MESSAGE APPARATUS**
(71) Applicant: **Sichuan Qianli-beoka Medical Technology Inc., Sichuan (CN)**

D917,060 S * 4/2021 Hu D24/215
D924,425 S * 7/2021 Grbic D24/215
D926,333 S * 7/2021 Zhang D24/215
D935,637 S * 11/2021 Li D24/215
D939,724 S * 12/2021 Hu D24/215

(72) Inventor: **Wen Zhang, Chengdu (CN)**

OTHER PUBLICATIONS

(73) Assignee: **Sichuan Qianli-beoka Medical Technology Inc.**

Beokaodm, "V2 Portable Handheld Percussion Massager Gun", Access Date Apr. 14, 2022. <https://www.beokaodm.com/products/v2-handheld-percussion-massager/>. (Year: 2022).*

(**) Term: **15 Years**

* cited by examiner

(21) Appl. No.: **29/768,137**

Primary Examiner — Michael A Maharajh
(74) *Attorney, Agent, or Firm* — Timothy T. Wang; Ni, Wang & Massand, PLLC

(22) Filed: **Jan. 27, 2021**

(30) **Foreign Application Priority Data**

Jul. 30, 2020 (CN) 202030423287.5

(51) **LOC (14) Cl.** **24-01**

(52) **U.S. Cl.**
USPC **D24/215**

(58) **Field of Classification Search**
USPC D24/200, 211, 212, 213, 214, 215;
D8/14.1; D28/13
CPC . A61H 2201/1653; A61H 23/006; A61H 1/00
See application file for complete search history.

(57) **CLAIM**

The ornamental design for a massage apparatus, as shown and described.

(56) **References Cited**

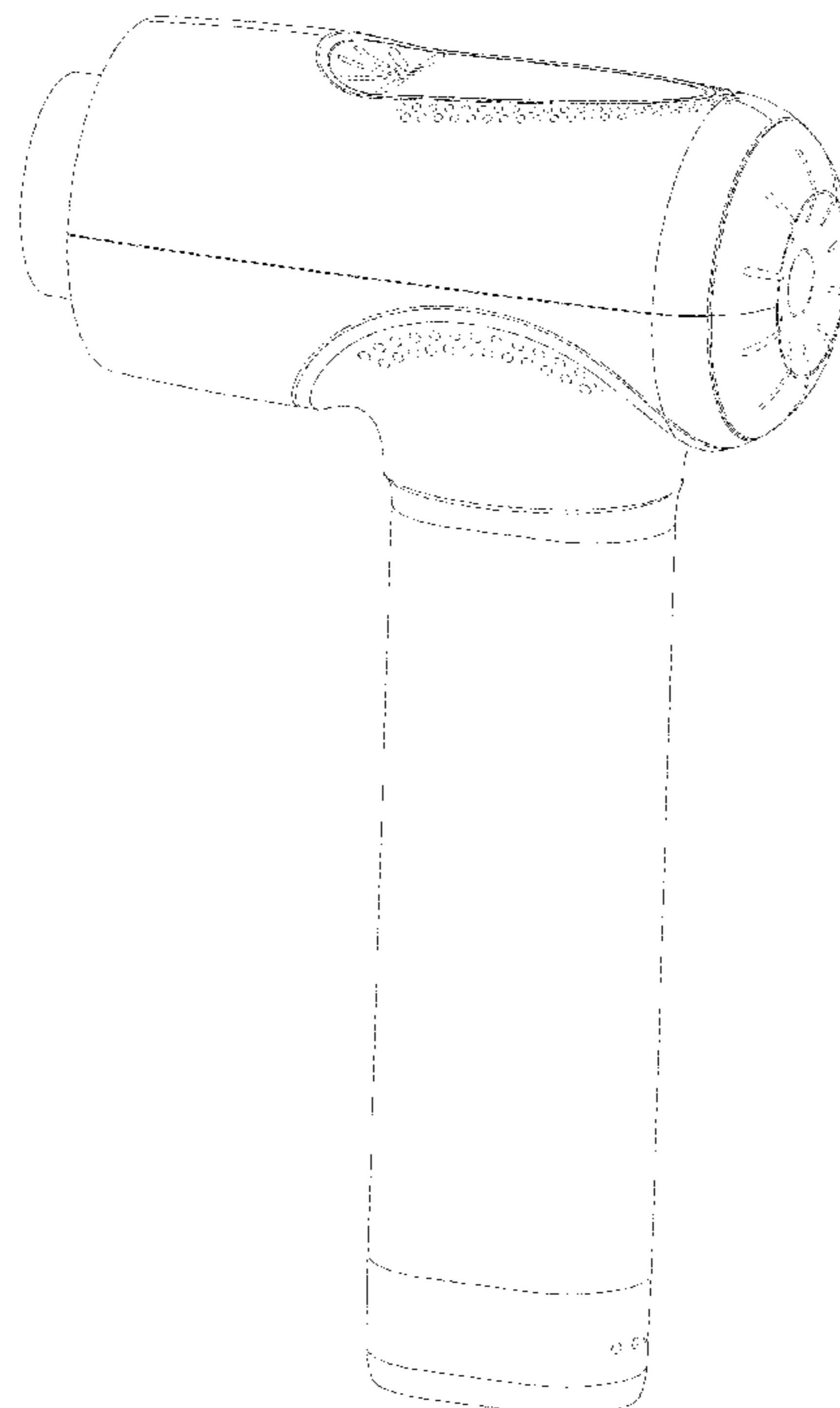
U.S. PATENT DOCUMENTS

D907,229 S * 1/2021 Zhang D24/215
D907,230 S * 1/2021 Zhang D24/215
D911,535 S * 2/2021 Yu D24/214
D912,267 S * 3/2021 Tang D24/215
D913,516 S * 3/2021 Zhang D24/215
D913,517 S * 3/2021 Yu D24/215

DESCRIPTION

FIG. 1 is a front perspective view of a massage apparatus showing my new design;
FIG. 2 is a Right-side elevational view thereof;
FIG. 3 is a left-side elevational view thereof;
FIG. 4 is a back elevational view thereof;
FIG. 5 is a front elevational view thereof;
FIG. 6 is a top plan view thereof; and,
FIG. 7 is a bottom plan view thereof.
The broken lines shown in the figures are for the purpose of illustrating portions of the massage apparatus, which form no part of the claimed design.

1 Claim, 7 Drawing Sheets



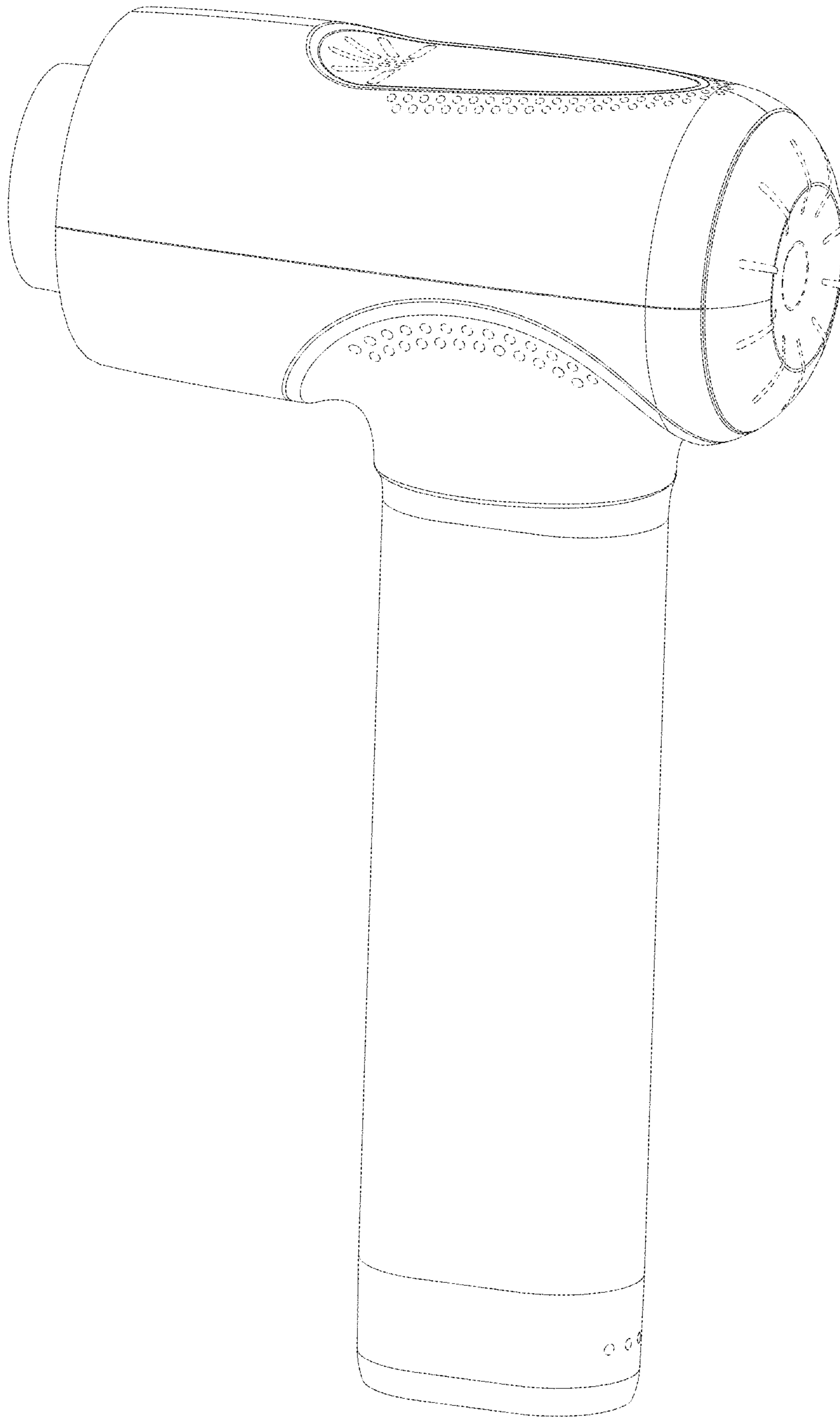


FIG. 1

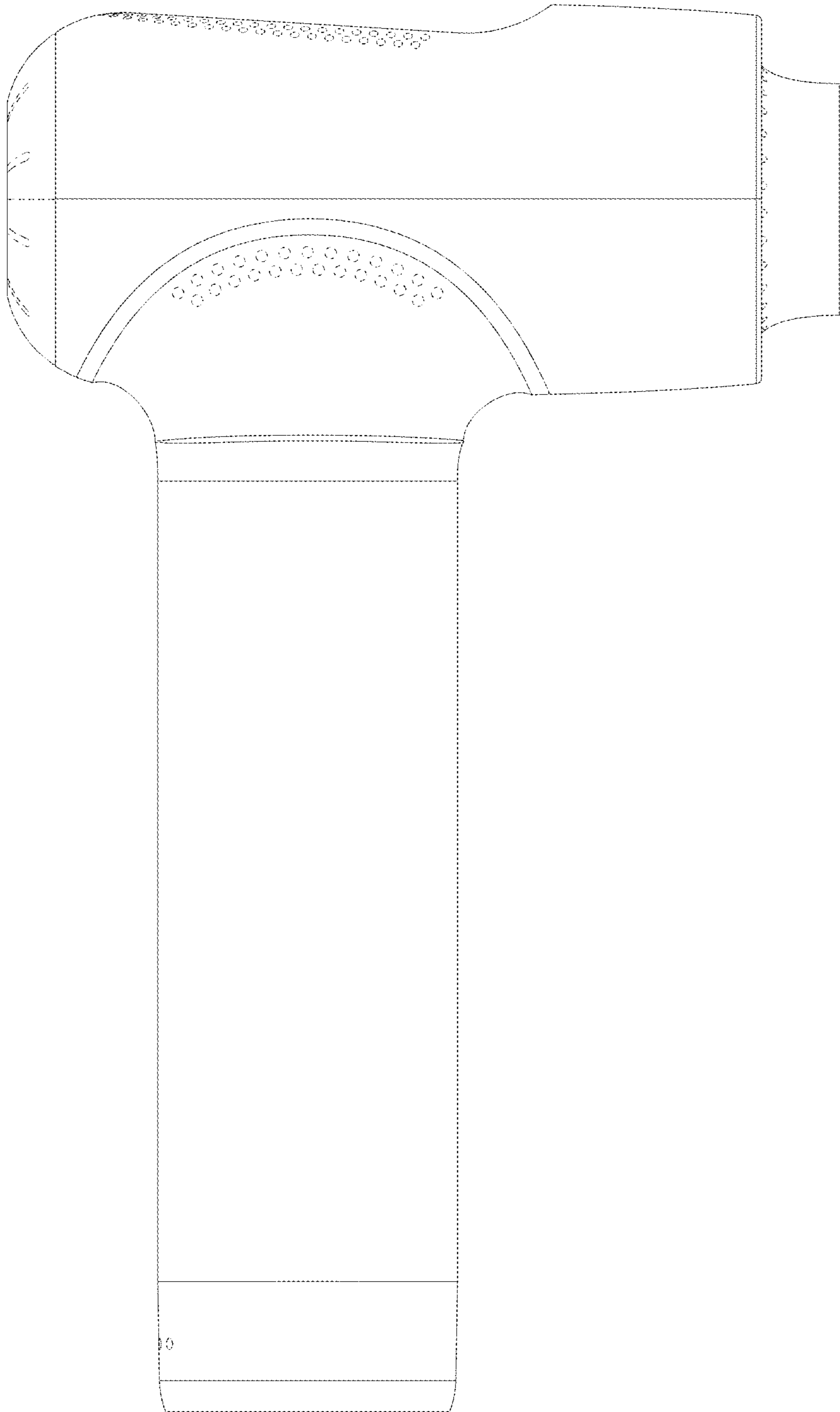


FIG. 2

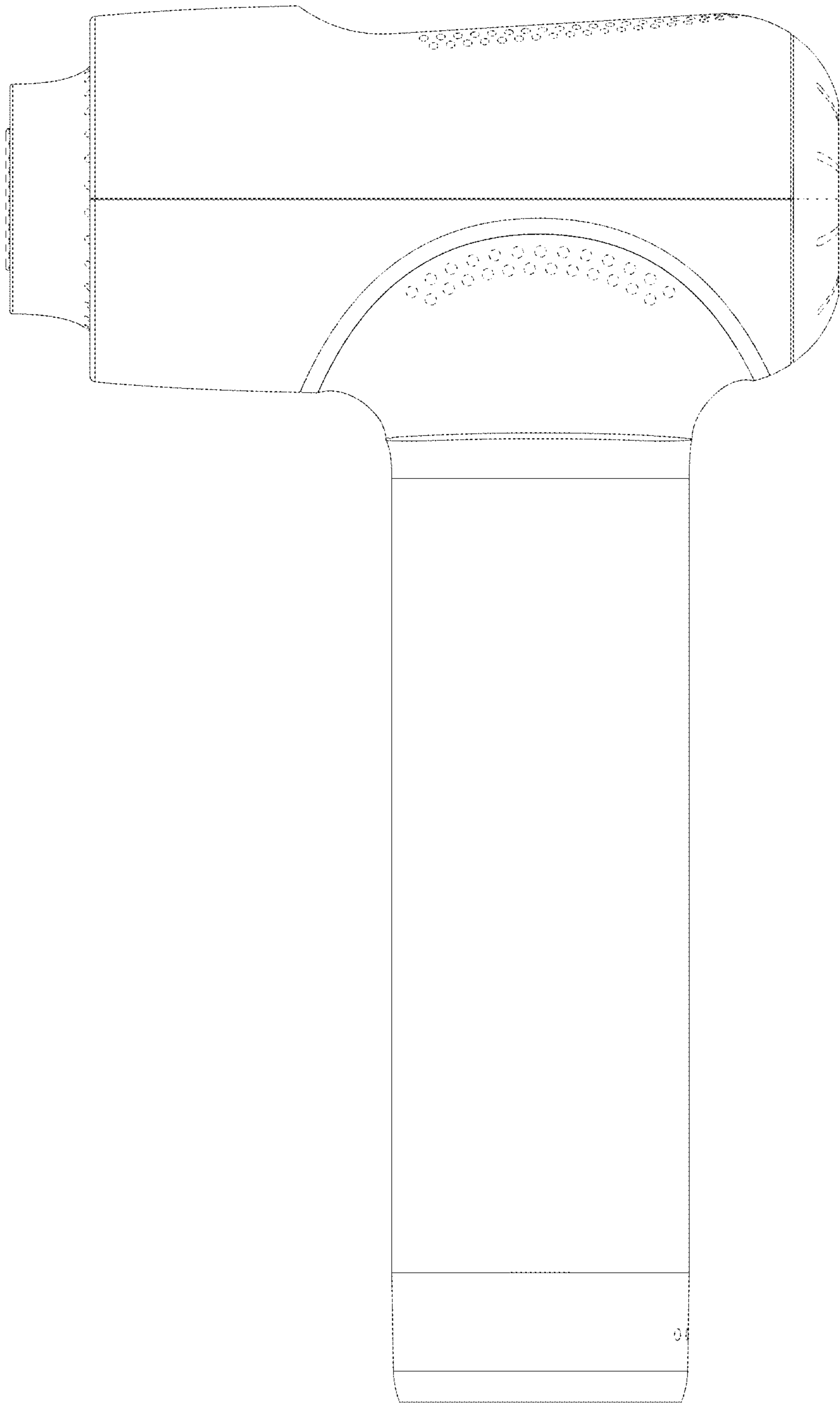


FIG. 3




FIG. 4




FIG. 5

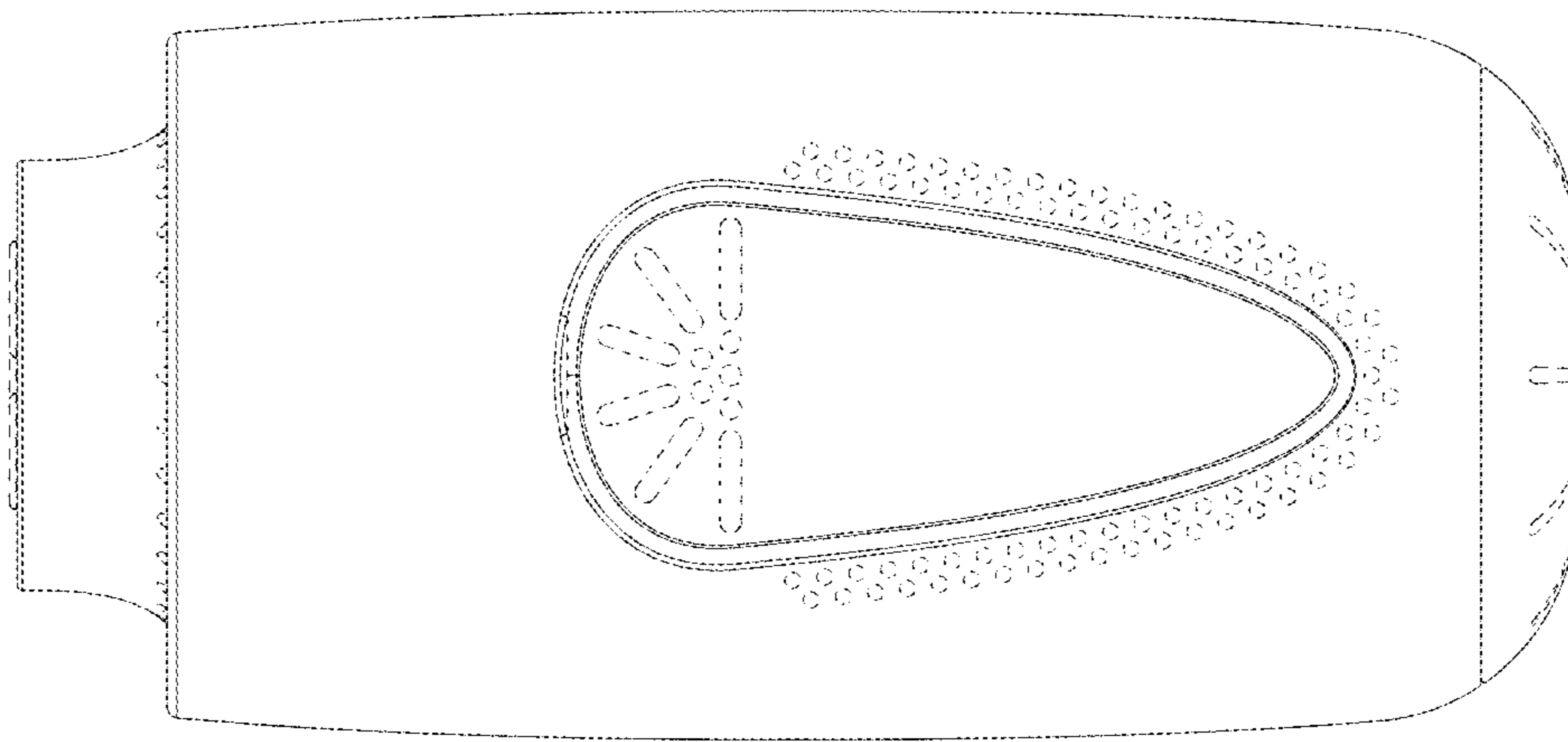


FIG. 6

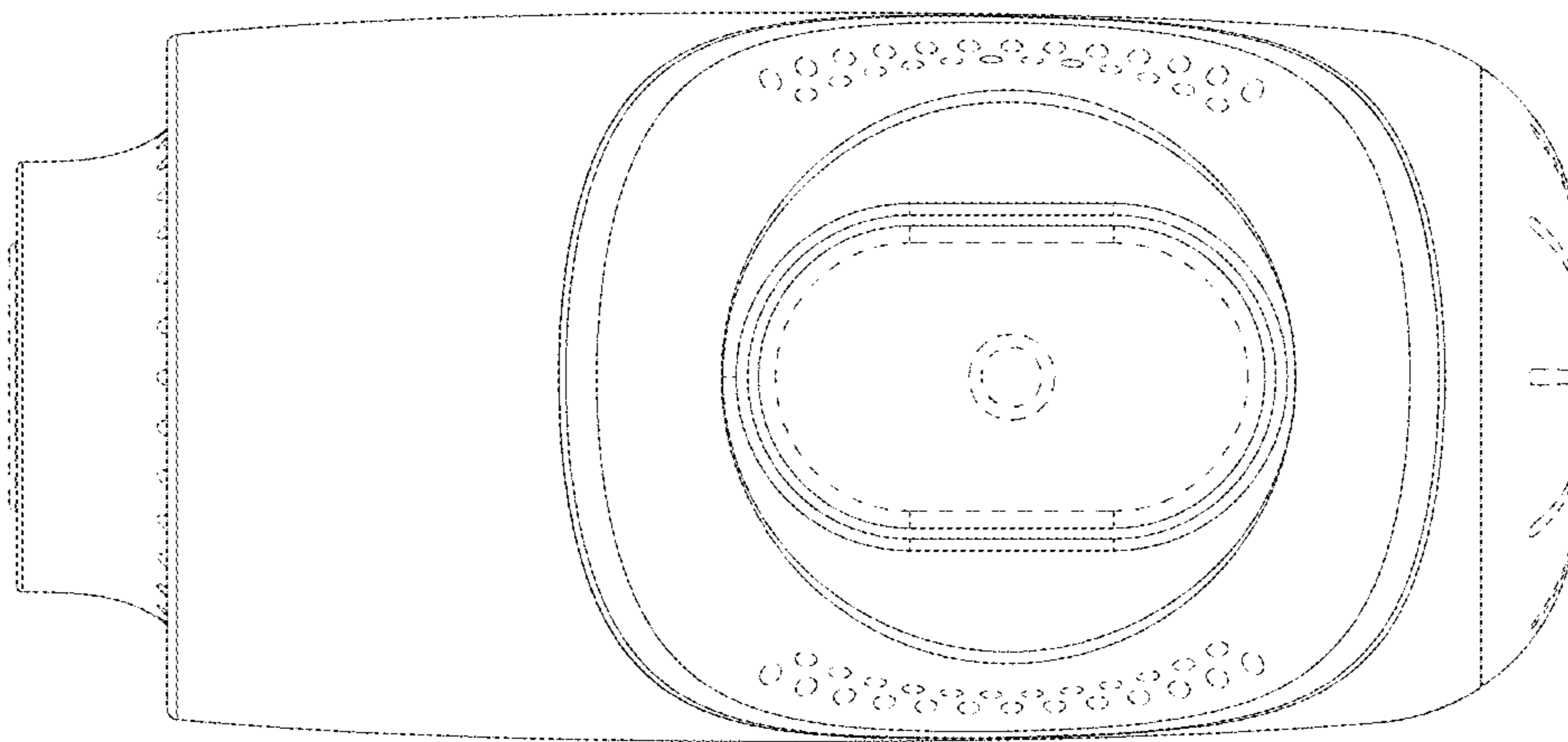


FIG. 7