



US00D975840S

(12) **United States Design Patent**  
**Zhao**

(10) **Patent No.:** **US D975,840 S**  
(45) **Date of Patent:** **\*\* Jan. 17, 2023**

(54) **FACE MASK**

(71) Applicant: **DONGGUAN QUANDING MEDICAL SUPPLIES CO., LTD,**  
Dongguan (CN)

(72) Inventor: **Xiaoting Zhao,** Dongguan (CN)

(73) Assignee: **DONGGUAN QUANDING MEDICAL SUPPLIES CO., LTD,**  
Dongguan (CN)

(\*\*) Term: **15 Years**

(21) Appl. No.: **29/807,918**

(22) Filed: **Sep. 15, 2021**

(51) **LOC (14) Cl.** ..... **29-02**

(52) **U.S. Cl.**  
USPC ..... **D24/110.1; D29/108**

(58) **Field of Classification Search**  
USPC ..... D24/110, 110.1–110.6; D29/108  
CPC . A41D 13/11; A41D 13/1107; A41D 13/1115;  
A41D 13/1123; A41D 13/113; A41D  
13/1138; A41D 13/1146; A41D 13/1153;  
A41D 13/1161; A41D 13/1169; A41D  
13/1176; A61M 16/06; A62B 18/00;  
A62B 18/02; A62B 18/025; A62B 23/00  
See application file for complete search history.

(56) **References Cited**

**U.S. PATENT DOCUMENTS**

- 2,928,388 A \* 3/1960 Jaroslaw ..... A41D 13/1176  
2/24
- 5,636,628 A \* 6/1997 Barnum ..... A41D 13/1192  
128/206.19
- 5,727,544 A \* 3/1998 Miura ..... A41D 13/11  
128/206.16
- D400,674 S \* 11/1998 Miura ..... D24/110.1

- D693,062 S \* 11/2013 Bowen ..... D29/108
- 9,629,401 B2 \* 4/2017 Al Malki ..... A41D 13/1138
- D803,391 S \* 11/2017 Reese ..... D24/110.1
- D854,144 S \* 7/2019 Bowen ..... D24/110.1
- 11,083,231 B1 \* 8/2021 Lewis ..... A41D 13/1176
- D936,207 S \* 11/2021 Mallady, Jr. .... D24/110.1
- D945,605 S \* 3/2022 Bowen ..... A41D 13/1176

- 2008/0092909 A1 \* 4/2008 Hahne ..... A41D 13/1192  
128/863
- 2021/0401080 A1 \* 12/2021 Rajasekaran ..... A41D 13/1161

\* cited by examiner

*Primary Examiner* — Richard Kearney  
*Assistant Examiner* — Michael Hoffman

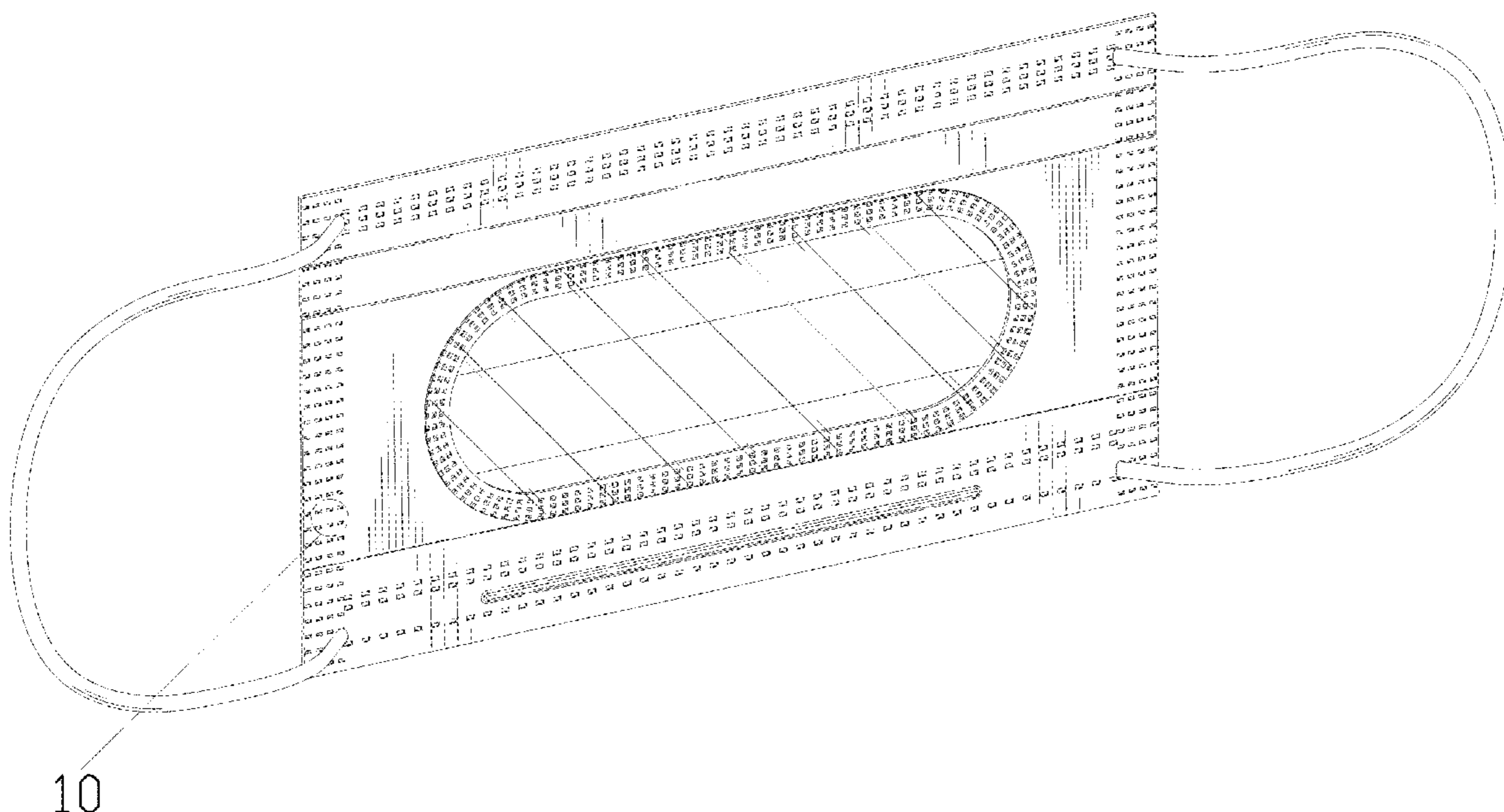
(57) **CLAIM**

The ornamental design for a face mask, as shown and described.

**DESCRIPTION**

FIG. 1 is a perspective view of a face mask showing my new design;  
FIG. 2 is another perspective view thereof;  
FIG. 3 is a front elevational view thereof;  
FIG. 4 is a rear elevational view thereof;  
FIG. 5 is a left side elevational view thereof;  
FIG. 6 is a right side elevational view thereof;  
FIG. 7 is a top plan view thereof;  
FIG. 8 is a bottom plan view thereof;  
FIG. 9 is a perspective view of the face mask where the face mask is in a configuration of use; and,  
FIG. 10 is an enlarged view of portion 10 shown in FIG. 1. The dot-dash broken lines represent boundaries of the enlarged portion and form no part of the claimed design.

**1 Claim, 10 Drawing Sheets**



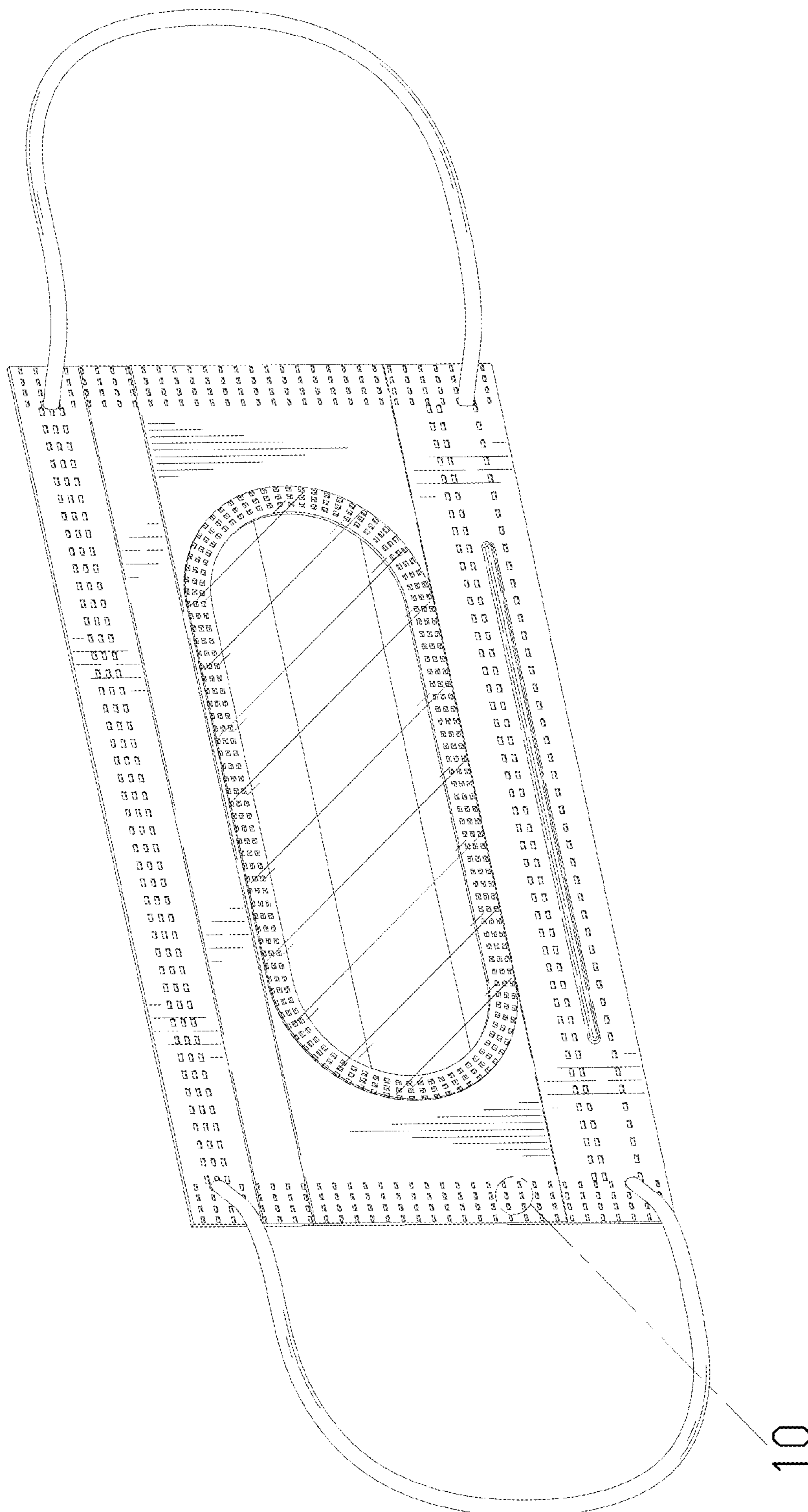


FIG. 1

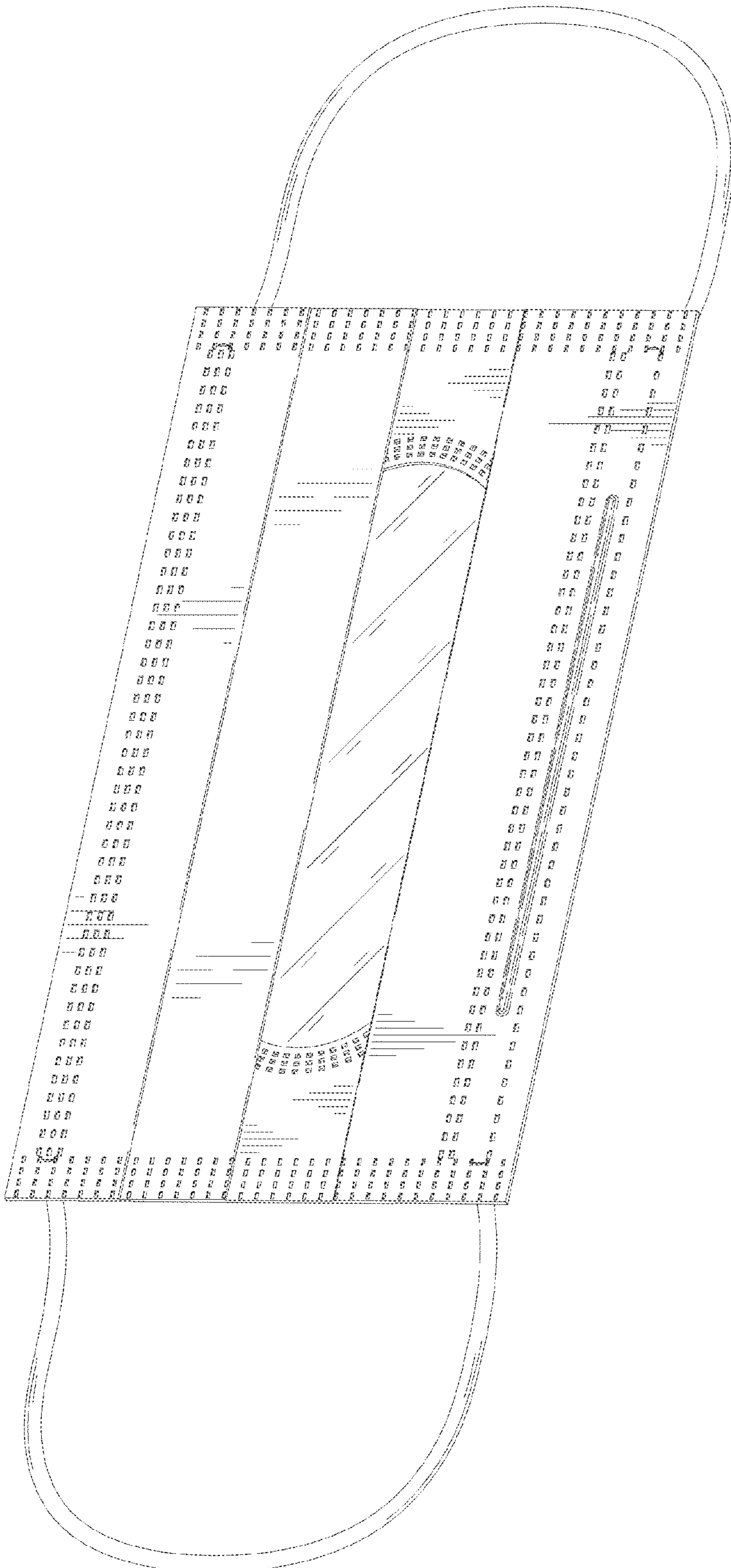


FIG. 2

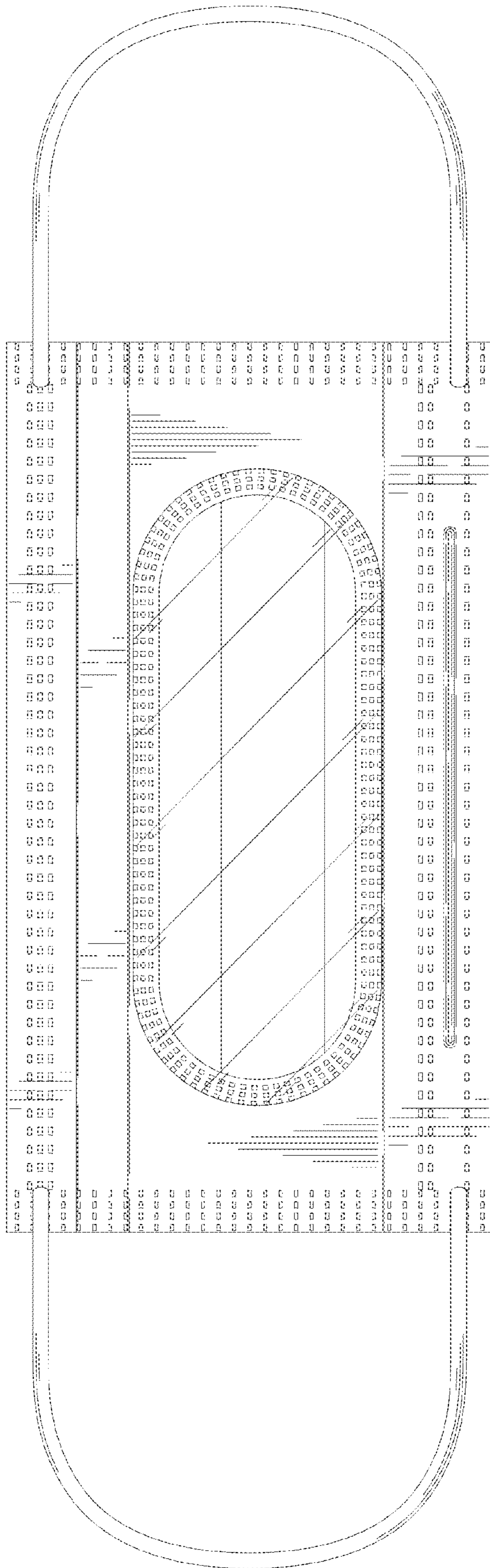


FIG. 3

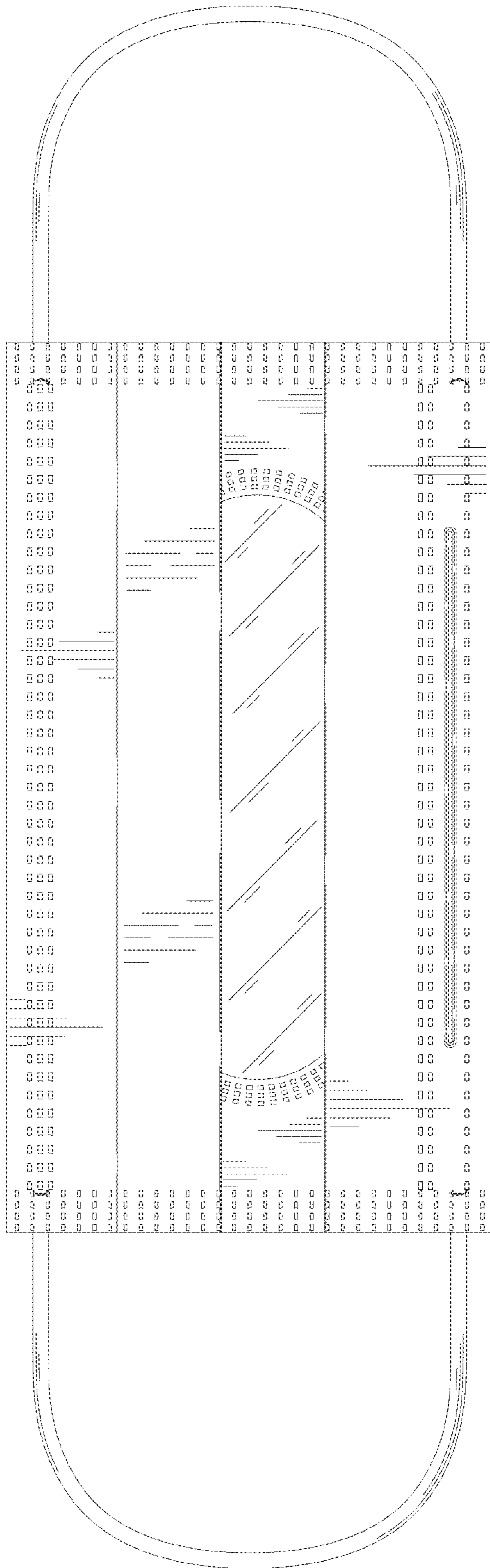


FIG. 4

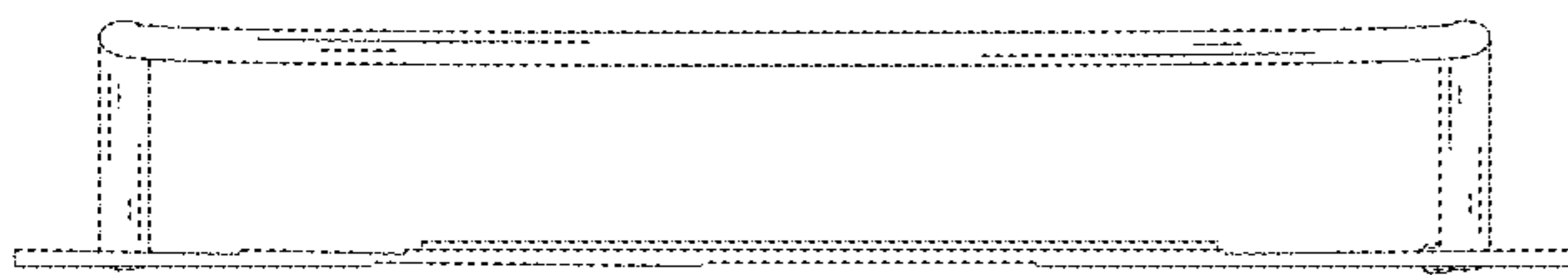


FIG. 5

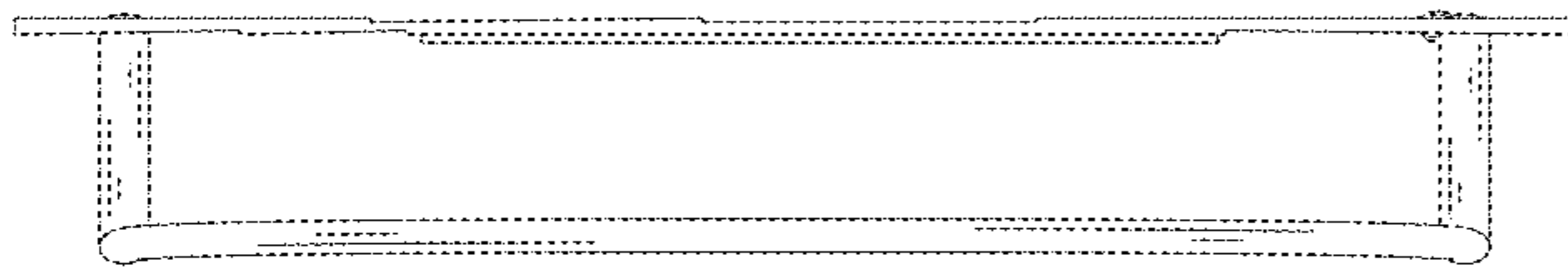


FIG. 6



FIG. 7





FIG. 8

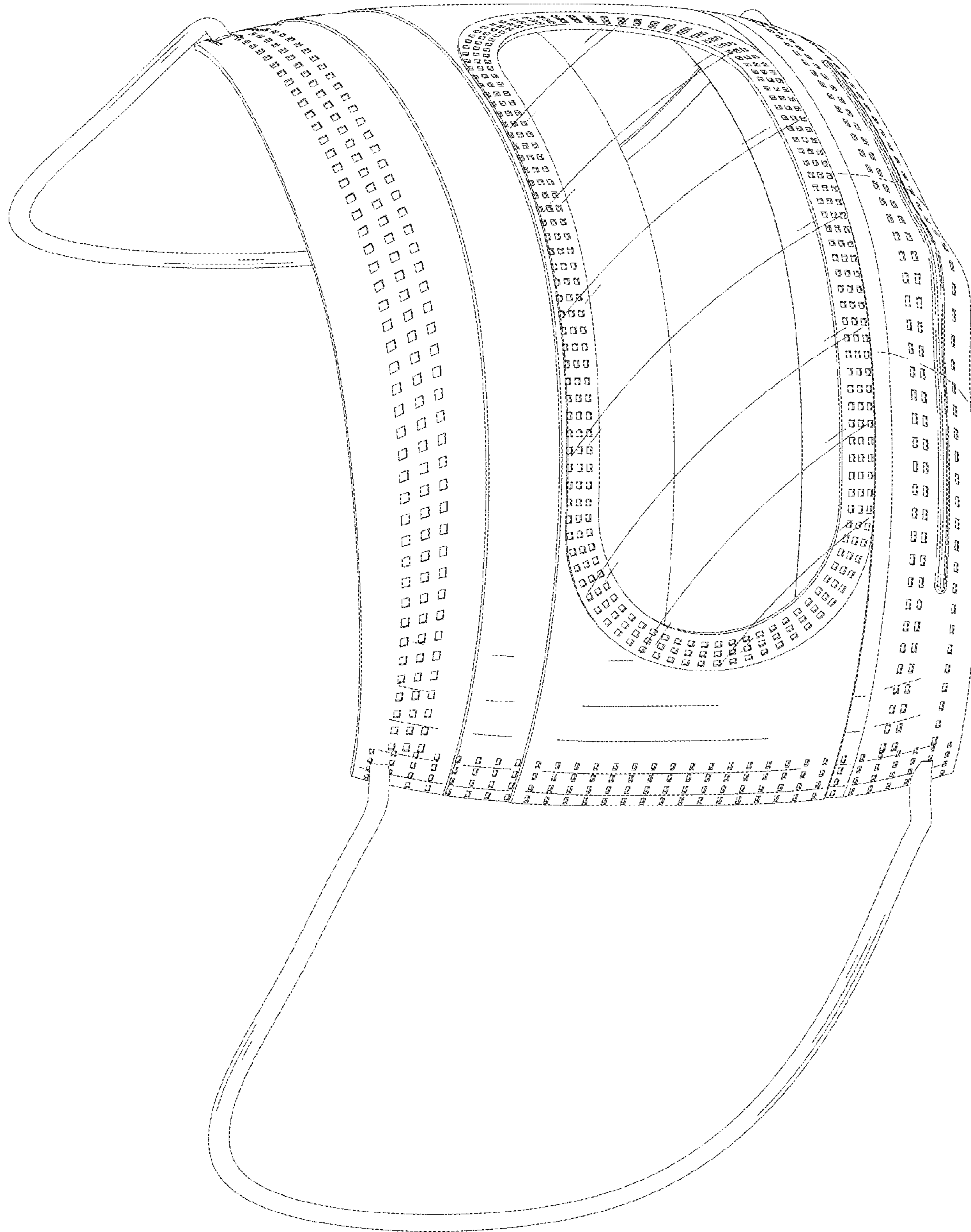


FIG. 9

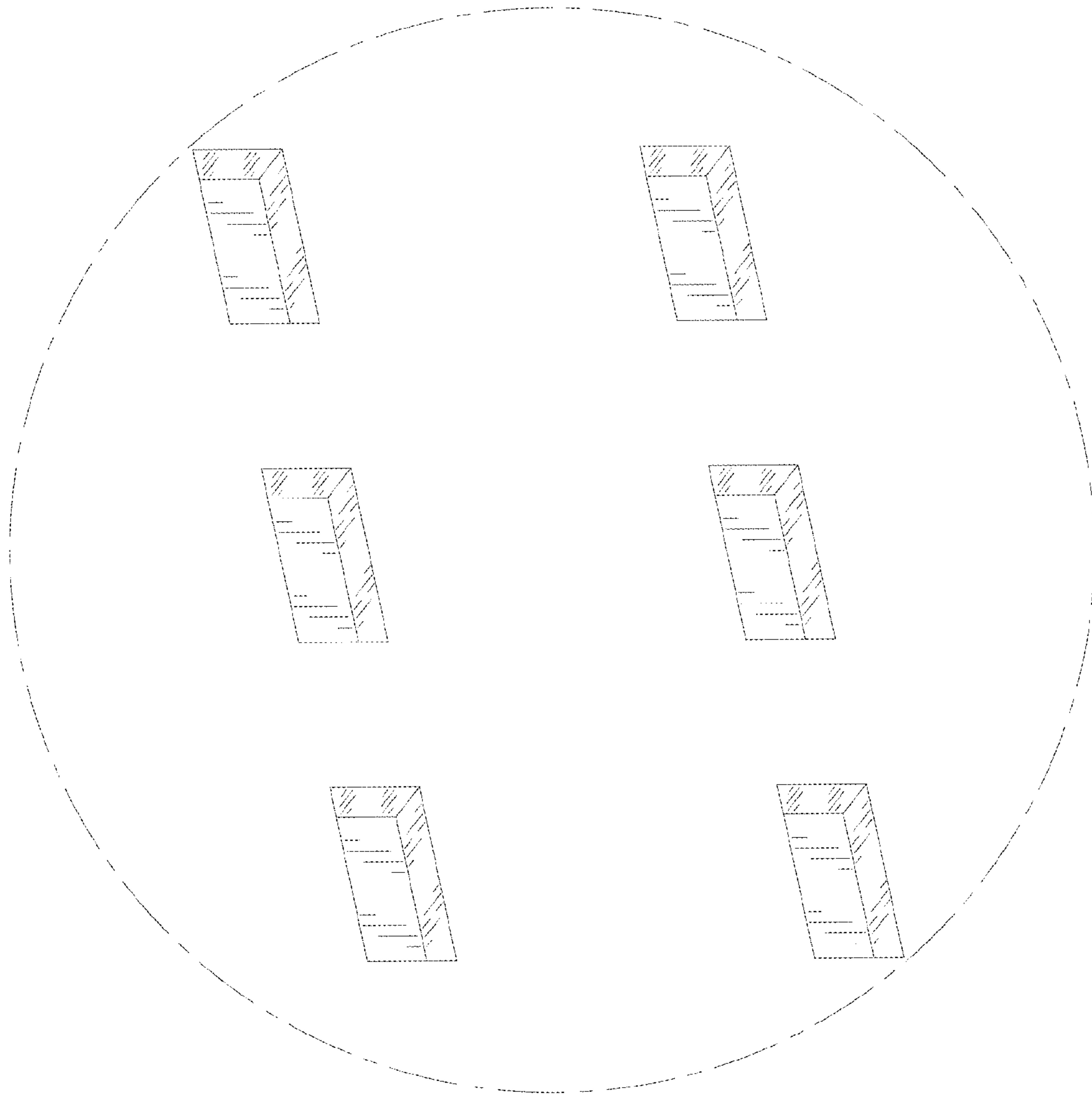


FIG. 10