



US00D975793S

(12) **United States Design Patent** (10) **Patent No.:** **US D975,793 S**
Heim (45) **Date of Patent:** **** Jan. 17, 2023**

(54) **ELEMENT FOR A TOY BUILDING SET**

(71) Applicant: **Lego A/S**, Billund (DK)

(72) Inventor: **Robert Heim**, Billund (DK)

(73) Assignee: **LEGO A/S**, Billund (DK)

(**) Term: **15 Years**

(21) Appl. No.: **29/762,787**

(22) Filed: **Dec. 18, 2020**

(51) **LOC (14) Cl.** **21-01**

(52) **U.S. Cl.**

USPC **D21/491**; D21/485

(58) **Field of Classification Search**

USPC D21/484–505

CPC A63H 33/04; A63H 33/044; A63H 33/06;
A63H 33/062; A63H 33/086; A63H
33/088; A63H 33/10; A63H 33/101;
A63H 33/108; A63H 33/12

See application file for complete search history.

(56) **References Cited**

U.S. PATENT DOCUMENTS

D375,331 S *	11/1996	Pagel	D21/489
7,517,269 B2 *	4/2009	Cyrus	A63H 33/04 446/124
D641,804 S *	7/2011	Kichijo	D21/485
D683,409 S *	5/2013	Lomax	D21/485
D731,595 S *	6/2015	Jensen	D21/491

D731,596 S *	6/2015	Jensen	D21/491
D736,862 S *	8/2015	Karunaratne	D21/501
D777,264 S *	1/2017	Marcil	D21/500
D800,844 S *	10/2017	Côté	D21/501
D809,987 S *	2/2018	Angel	D12/217
10,143,932 B2 *	12/2018	Jensen	A63H 33/086
D868,904 S *	12/2019	Mølgaard	D21/500
D903,007 S *	11/2020	Hardstaff	D21/500

* cited by examiner

Primary Examiner — Cynthia M. Chin

(74) *Attorney, Agent, or Firm* — Fross, Zelnick, Lehrman & Zissu PC; Charles T.J. Weigell, Esq.

(57) **CLAIM**

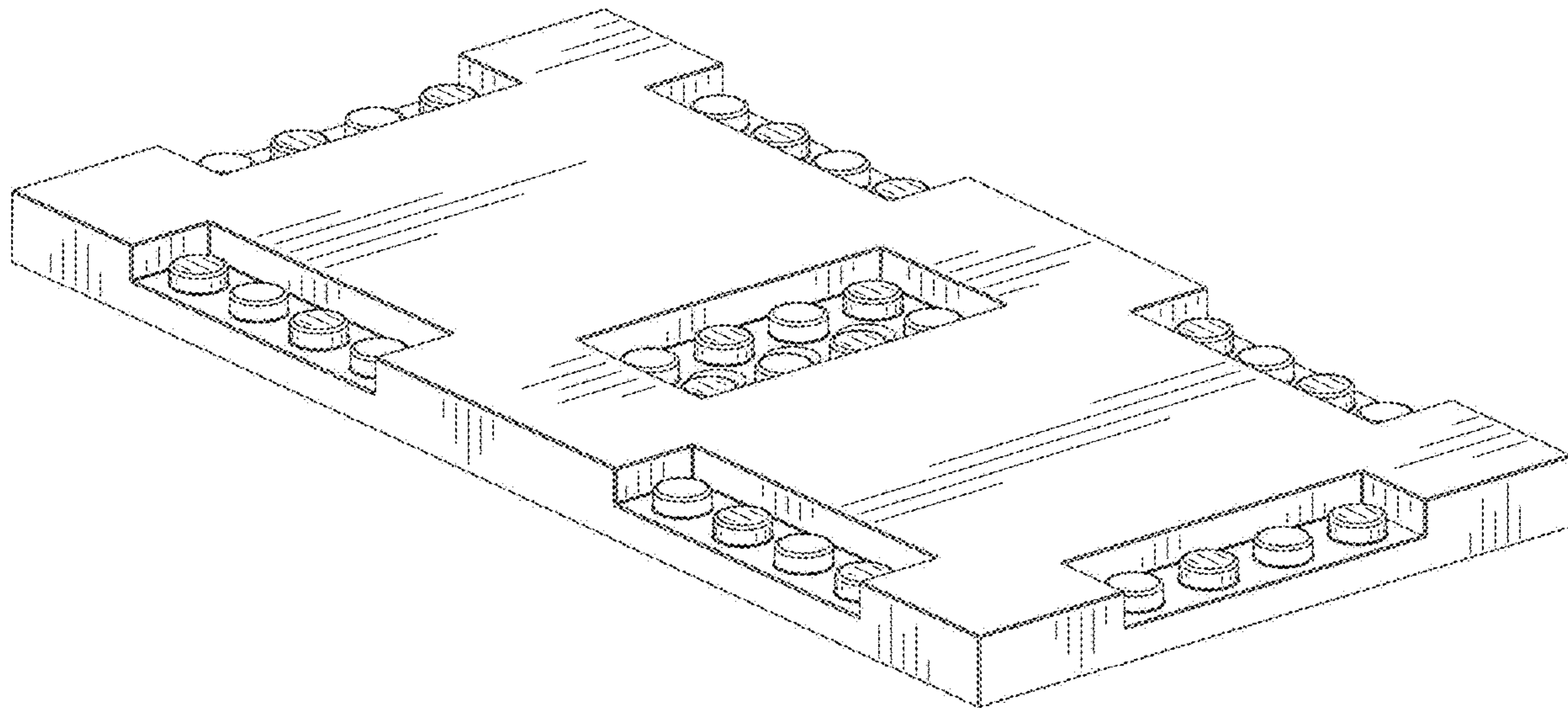
The ornamental design for an element for a toy building set, as shown and described.

DESCRIPTION

FIG. 1 is a perspective view of the element for a toy building set showing my new design;
FIG. 2 is a front view thereof;
FIG. 3 is a back view thereof;
FIG. 4 is a left side view thereof;
FIG. 5 is a right side view thereof;
FIG. 6 is a top view thereof; and,
FIG. 7 is a bottom view thereof.

The broken lines are for the purpose of illustrating portions of the element for a toy building set that form no part of the claimed design.

1 Claim, 4 Drawing Sheets



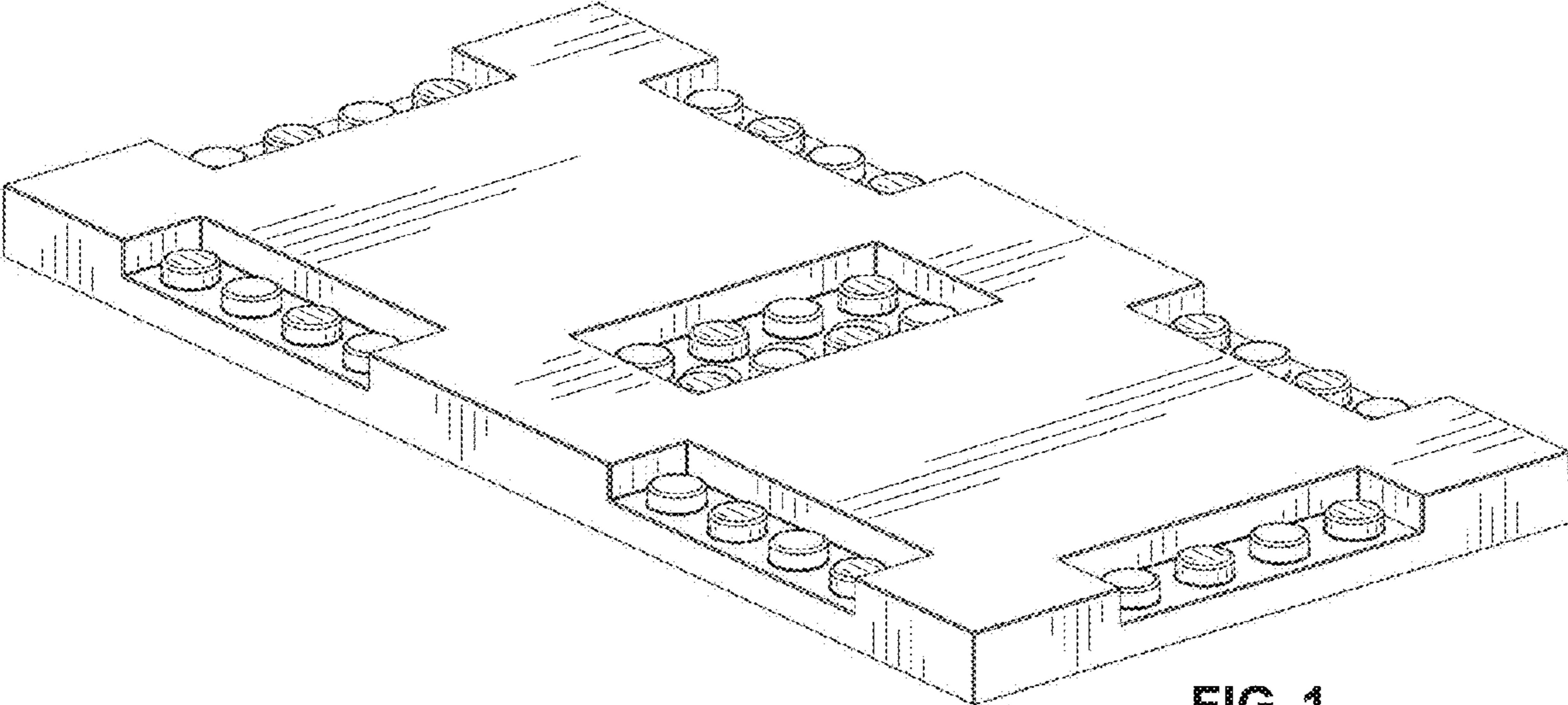


FIG. 1



FIG. 2



FIG. 3

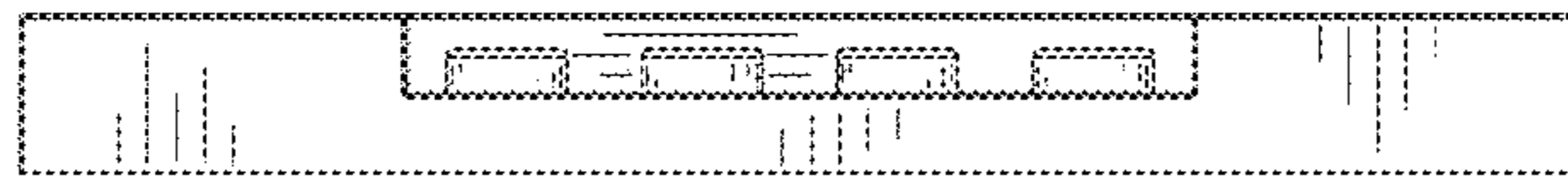


FIG. 4



FIG. 5

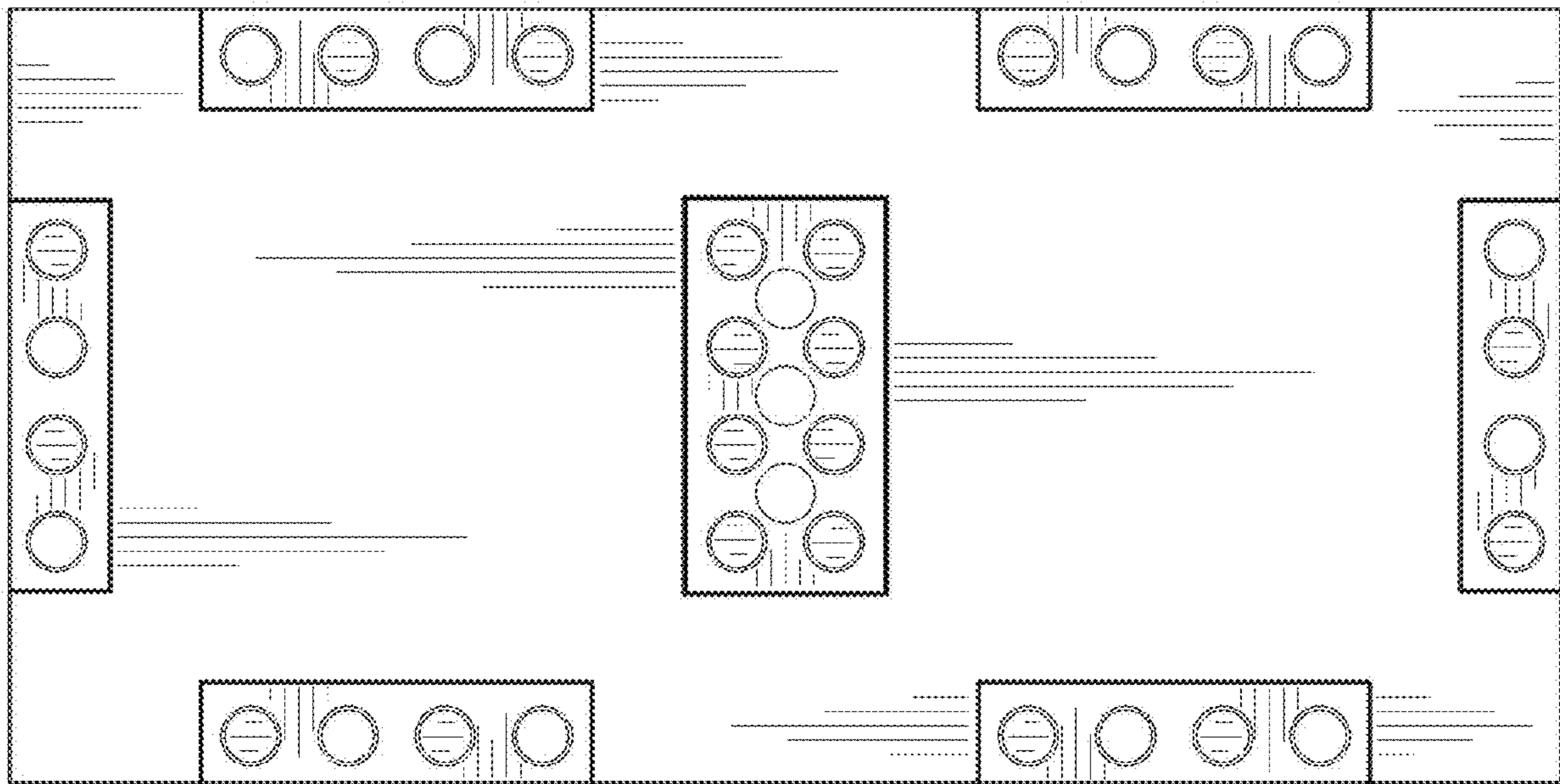


FIG. 6




FIG. 7