



US00D975779S

(12) **United States Design Patent**
Xu

(10) **Patent No.:** **US D975,779 S**

(45) **Date of Patent:** **** Jan. 17, 2023**

- (54) **MULTIFUNCTIONAL TOOL PEN**
- (71) Applicant: **WUHAN TUOMENG DIGITAL TECHNOLOGY CO., LTD.**, Wuhan (CN)
- (72) Inventor: **Menglu Xu**, Wuhan (CN)
- (73) Assignee: **WUHAN TUOMENG DIGITAL TECHNOLOGY CO., LTD.**, Wuhan (CN)
- (**) Term: **15 Years**
- (21) Appl. No.: **29/811,840**
- (22) Filed: **Oct. 18, 2021**
- (51) **LOC (14) Cl.** **19-06**
- (52) **U.S. Cl.**
USPC **D19/123**
- (58) **Field of Classification Search**
USPC D19/66, 70, 71, 80-85, 102-111, 119-123, 120-185, 186, 187-204,
(Continued)
- (56) **References Cited**

U.S. PATENT DOCUMENTS

- 60,315 A * 12/1866 Worcester B43K 29/02
D19/186
- 1,607,097 A * 11/1926 Murphy B43K 29/08
D10/62

(Continued)

FOREIGN PATENT DOCUMENTS

- CN 305302918 * 8/2019
- CN 307267333 * 4/2022

OTHER PUBLICATIONS

Pocket Screwdriver Pen posted by Etcbuys posted date Nov. 7, 2018, © Amazon, [online], [site visited Aug. 22, 2022]. Available from Internet, <https://www.amazon.com/dp/B07DP796PS> (Year: 2018).*

(Continued)

Primary Examiner — Garth Rademaker
Assistant Examiner — Laura H Yu


(57) **CLAIM**

The ornamental design for a multifunctional tool pen, as shown and described.

DESCRIPTION

FIG. 1 is a perspective view of a multifunctional tool pen showing my new design;
 FIG. 2 is another perspective view thereof;
 FIG. 3 is a front elevational view thereof;
 FIG. 4 is a rear elevational view thereof;
 FIG. 5 is a left side elevational view thereof;
 FIG. 6 is a right side elevational view thereof;
 FIG. 7 is a top plan view thereof;
 FIG. 8 is a bottom plan view thereof;
 FIG. 9 is a disassembled view of the multifunctional tool pen;
 FIG. 10 is a perspective view of the multifunctional tool pen in an alternate configuration of use;
 FIG. 11 is a perspective view of the multifunctional tool pen in another alternative configuration of use;
 FIG. 12 is an enlarged view of portion 12 shown in FIG. 1;
 FIG. 13 is an enlarged view of portion 13 shown in FIG. 2;
 FIG. 14 is an enlarged view of portion 14 shown in FIG. 4;
 and,
 FIG. 15 is an enlarged view of portion 15 shown in FIG. 6.
 The dash-dash broken lines in the drawings depict portions of the multifunctional tool pen that form no part of the claimed design. The dot-dash broken lines represent the boundaries of the enlarged portions and form no part of the claimed design.

1 Claim, 15 Drawing Sheets



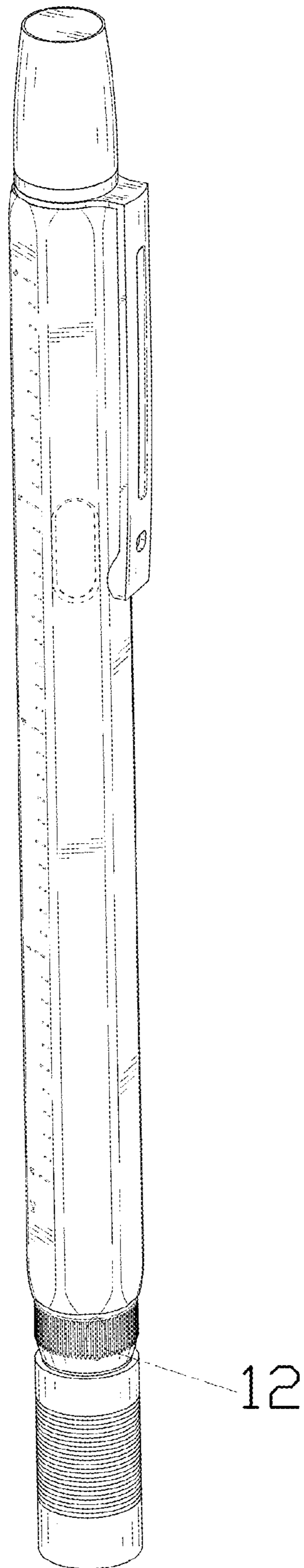


FIG. 1

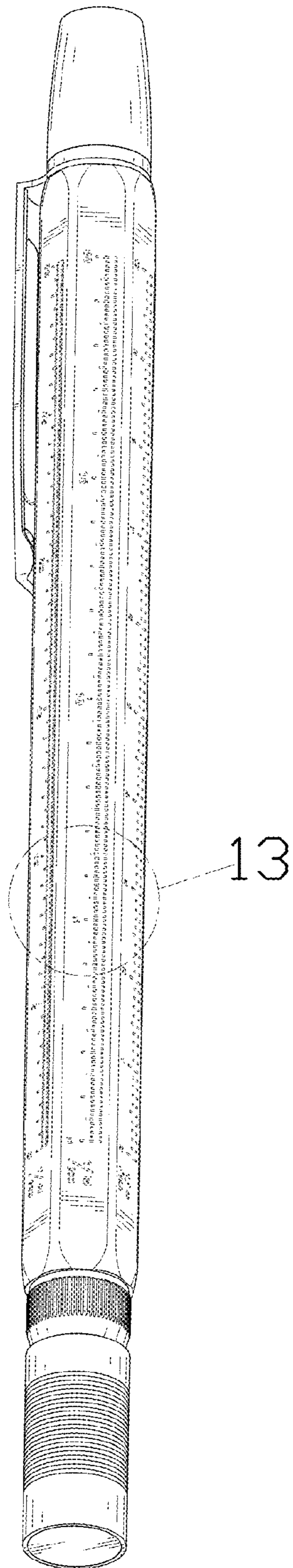


FIG. 2




FIG. 3




FIG. 4

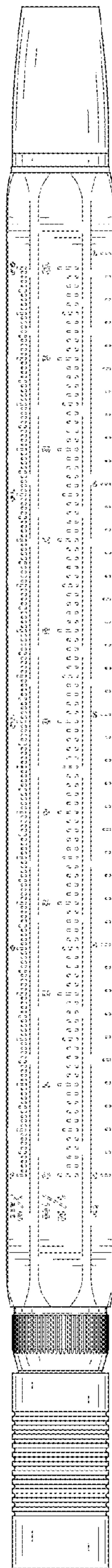


FIG. 5

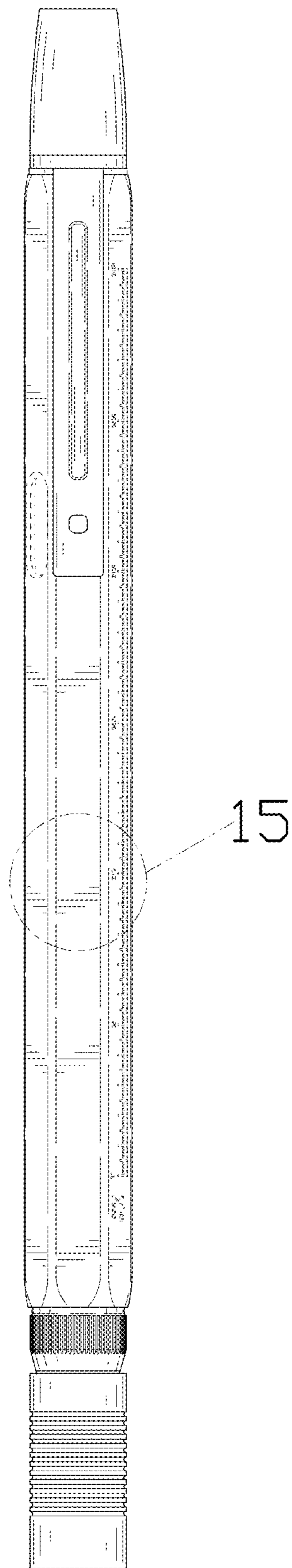


FIG. 6

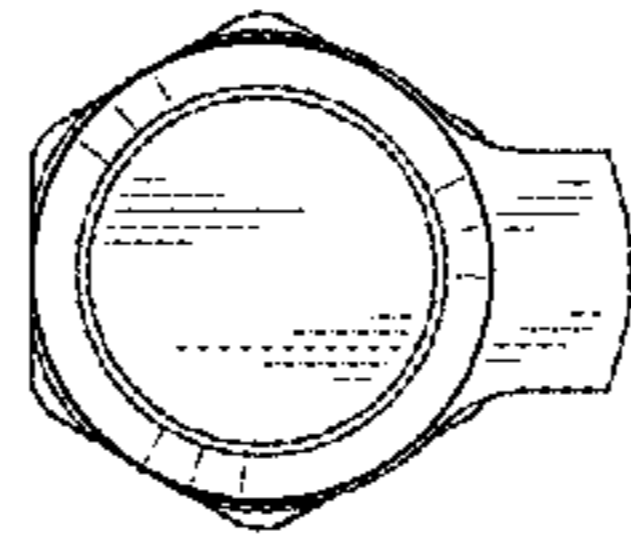


FIG. 7

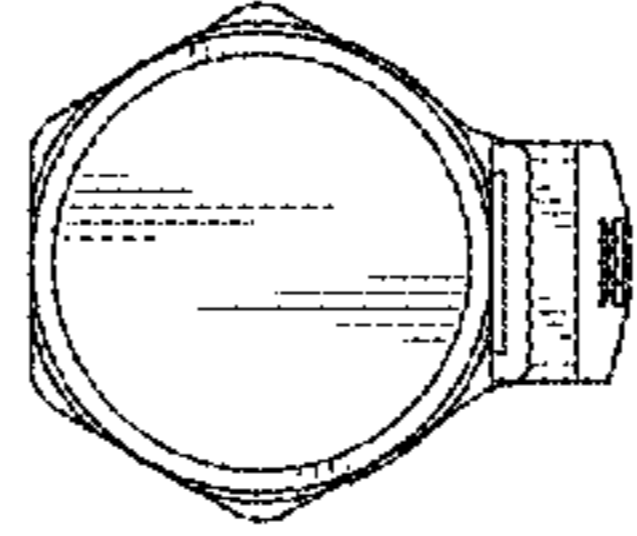


FIG. 8




FIG. 9

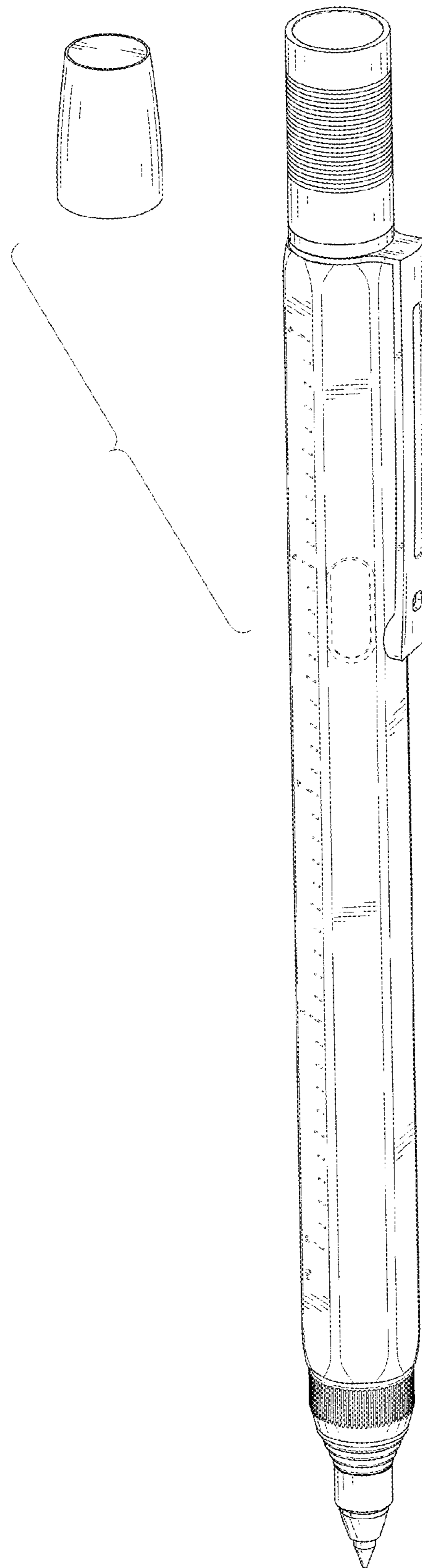


FIG. 10




FIG. 11




FIG. 12

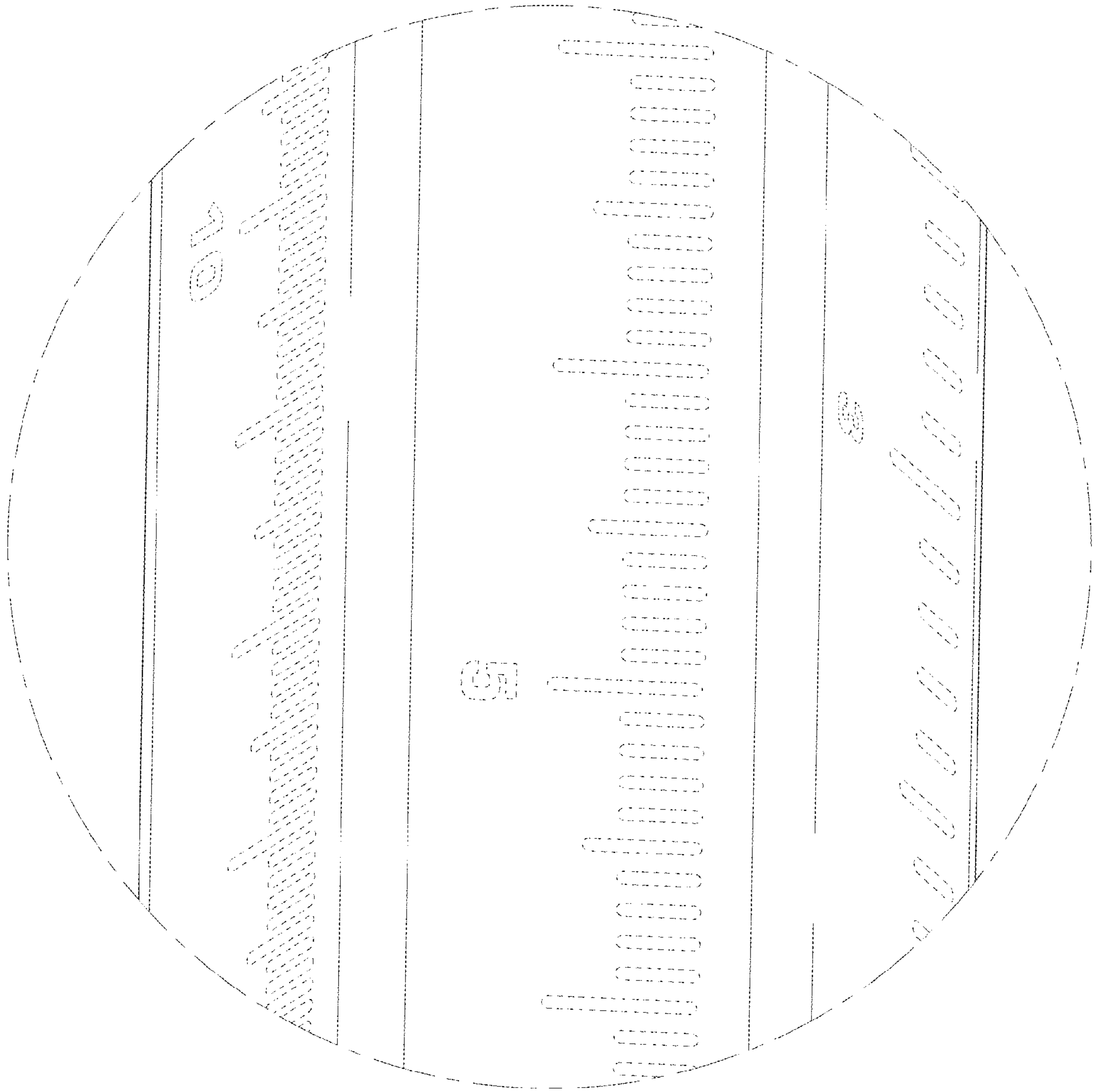


FIG. 13

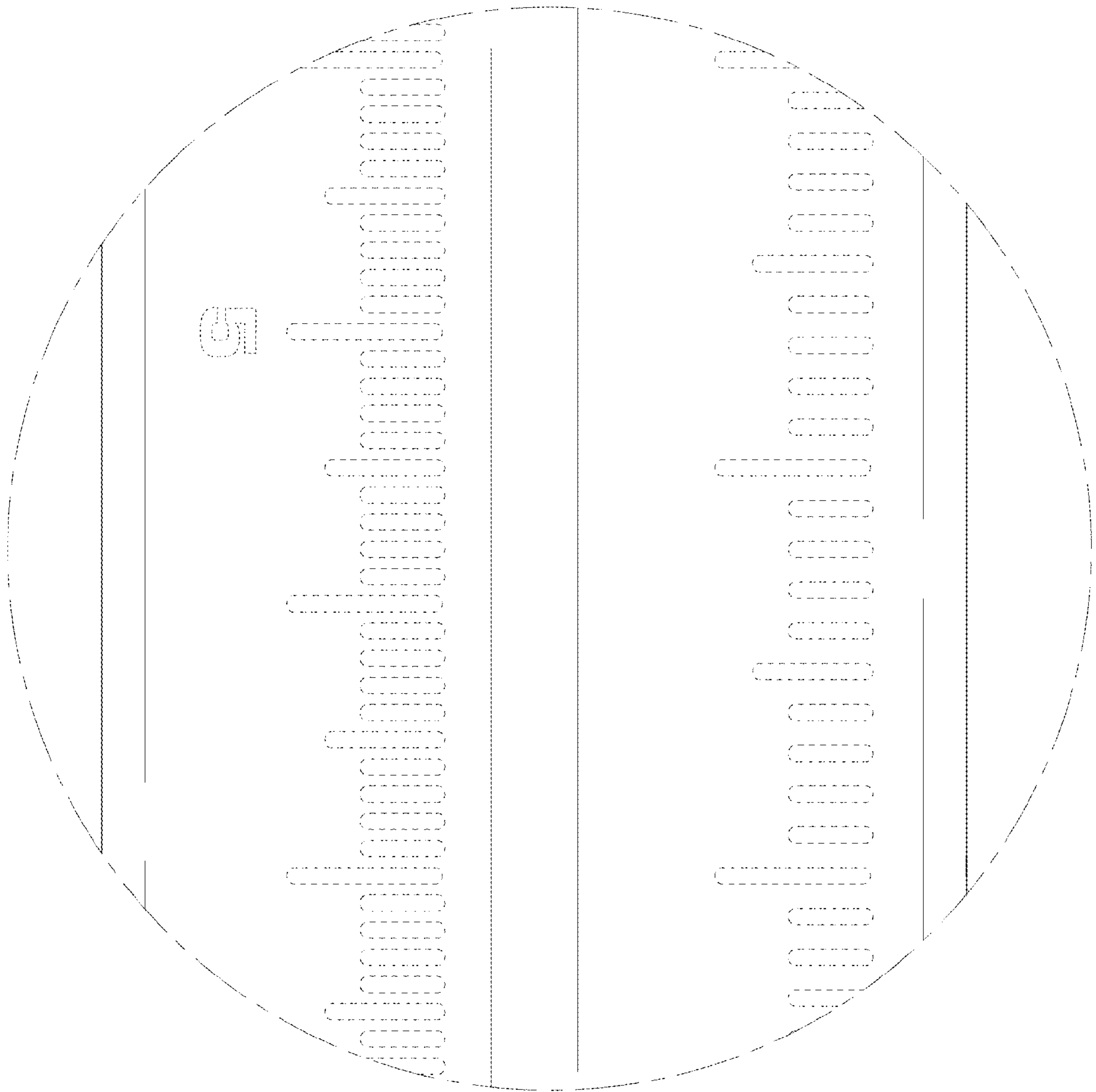


FIG. 14

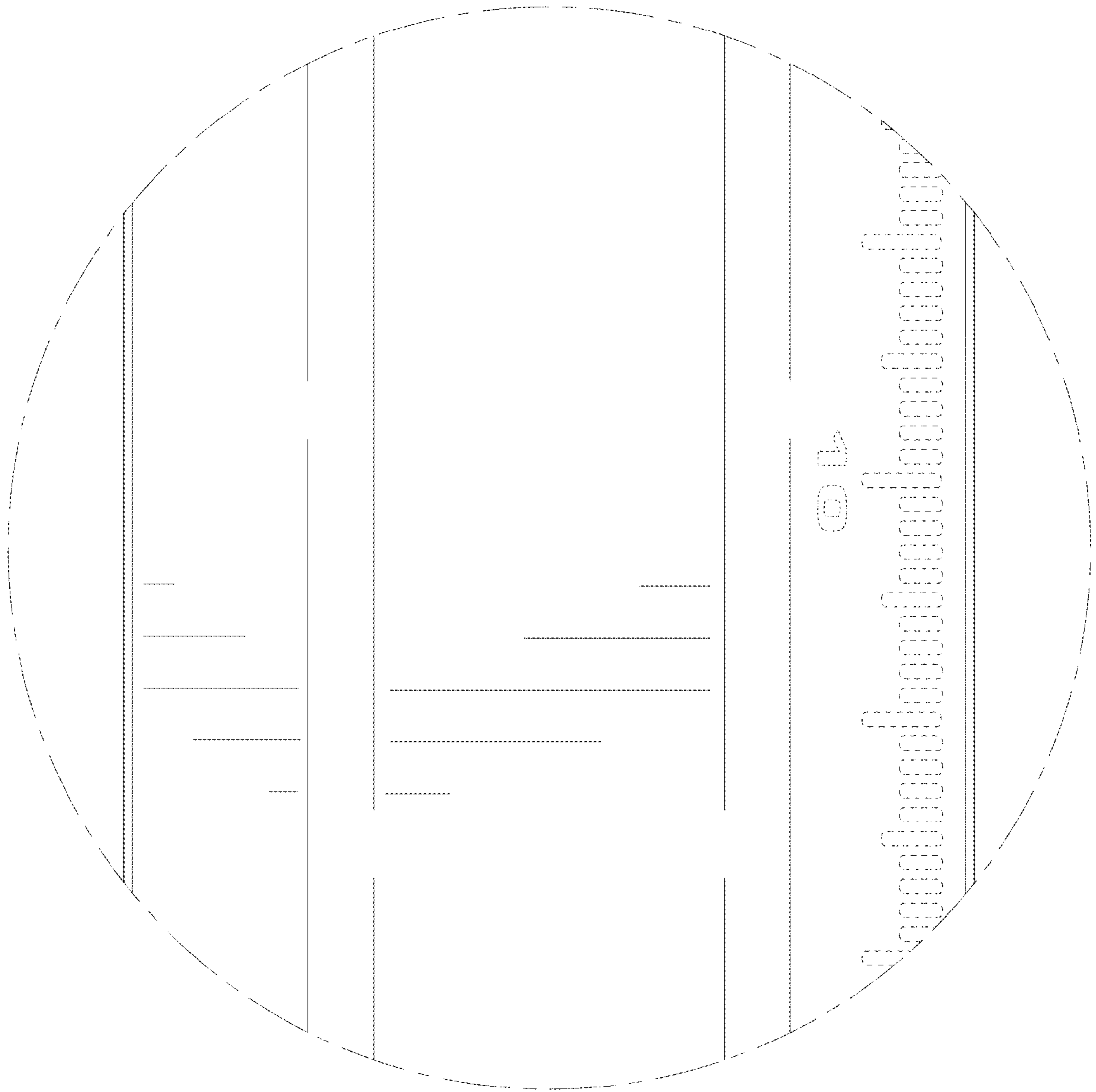


FIG. 15