



US00D975718S

(12) **United States Design Patent** (10) **Patent No.:** **US D975,718 S**
Shim (45) **Date of Patent:** **** Jan. 17, 2023**

(54) **USB (UNIVERSAL SERIAL BUS) MEMORY DEVICE**

(71) Applicant: **SAMSUNG ELECTRONICS CO., LTD.**, Suwon-si (KR)

(72) Inventor: **Hyung-Sup Shim**, Suwon-si (KR)

(73) Assignee: **SAMSUNG ELECTRONICS CO., LTD.**, Suwon-si (KR)

(**) Term: **15 Years**

(21) Appl. No.: **29/756,967**

(22) Filed: **Nov. 2, 2020**

(30) **Foreign Application Priority Data**

May 12, 2020 (KR) 30-2020-0020670

(51) **LOC (14) Cl.** **14-03**

(52) **U.S. Cl.**
USPC **D14/480.1**

(58) **Field of Classification Search**
USPC D14/480.1–480.7, 435.1, 411, 433, 436,
D14/484.1, 137, 155, 203.1–203.8, 240,
D14/242, 496, 474, 348, 353, 356;
D13/133, 154
CPC H05K 5/0278; G06K 19/07732
See application file for complete search history.

(56) **References Cited**

U.S. PATENT DOCUMENTS

D724,600 S * 3/2015 Hsieh D14/480.1
D736,702 S * 8/2015 Ovadia
D759,028 S * 6/2016 Emami D14/480.1
D771,636 S * 11/2016 Shim D14/480.1
D783,629 S * 4/2017 Shim D14/480.1

D785,001 S * 4/2017 Shim D14/480.1
D786,264 S * 5/2017 Lin D14/480.1
D797,113 S * 9/2017 Wu D14/480.1
D836,647 S * 12/2018 Wei D14/480.7
D842,307 S * 3/2019 Lin D14/480.5
D862,482 S * 10/2019 Shim D14/480.1
D862,484 S * 10/2019 Shim D14/480.1
D864,975 S * 10/2019 Shim D14/480.1
D870,119 S * 12/2019 Jun D14/480.7

FOREIGN PATENT DOCUMENTS

CN 304228228 S 8/2017
CN 305236381 S 6/2019
KR 30-0837847 S 2/2016
KR 30-0967951 S 8/2018

* cited by examiner

Primary Examiner — Angela J Lee

(74) *Attorney, Agent, or Firm* — Sughrue Mion, PLLC

(57) **CLAIM**

The ornamental design for a USB (universal serial bus) memory device, as shown and described.

DESCRIPTION

FIG. 1 is a front perspective view of a USB (universal serial bus) memory device;
FIG. 2 is a front view thereof;
FIG. 3 is a rear view thereof;
FIG. 4 is a left-side view thereof;
FIG. 5 is a right-side view thereof;
FIG. 6 is a top plan view thereof;
FIG. 7 is a bottom plan view thereof; and,
FIG. 8 is a rear perspective view thereof.
The evenly dashed broken lines in the figures depict environmental subject matter and form no part of the claimed design.

1 Claim, 8 Drawing Sheets

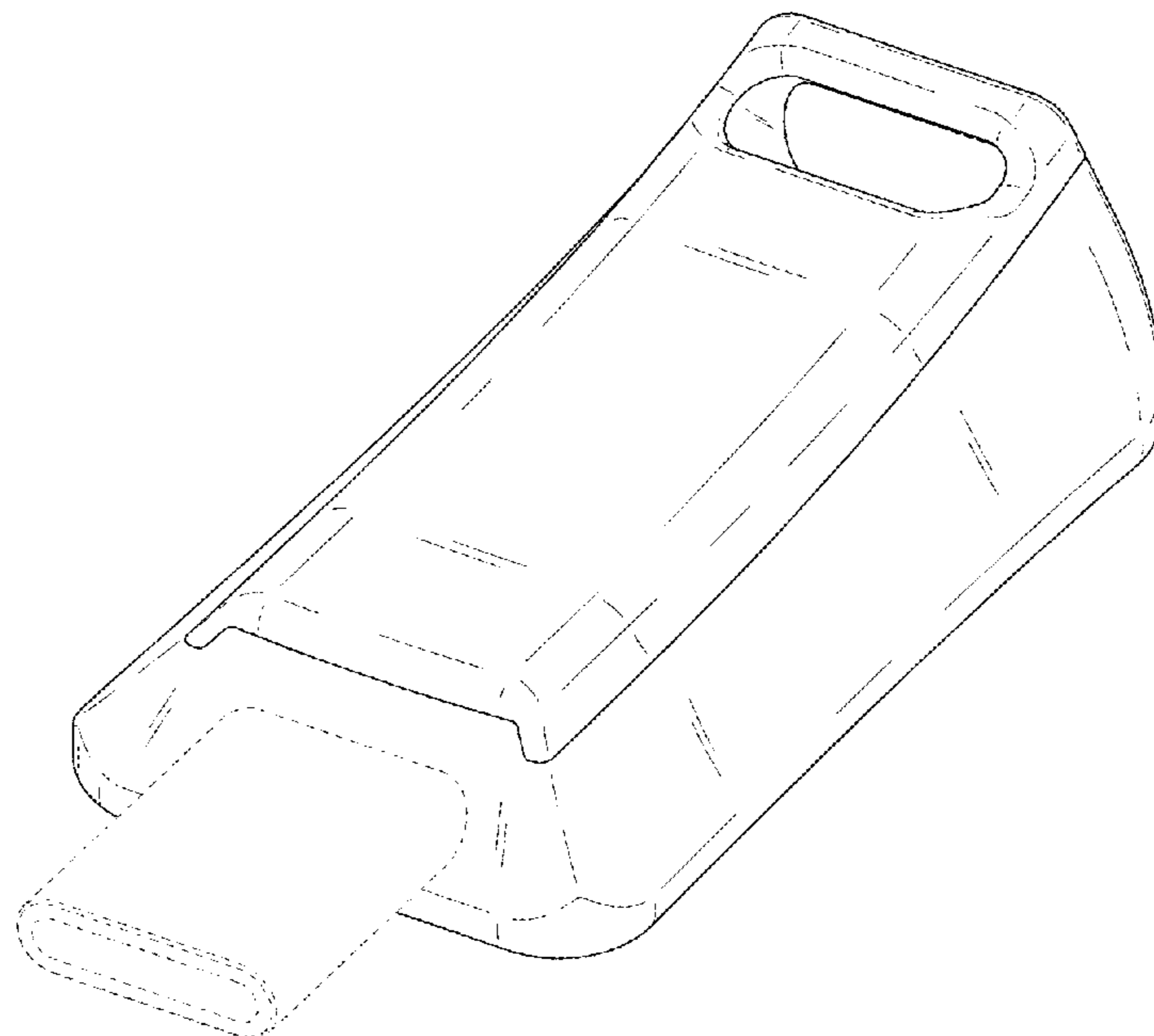


FIG. 1

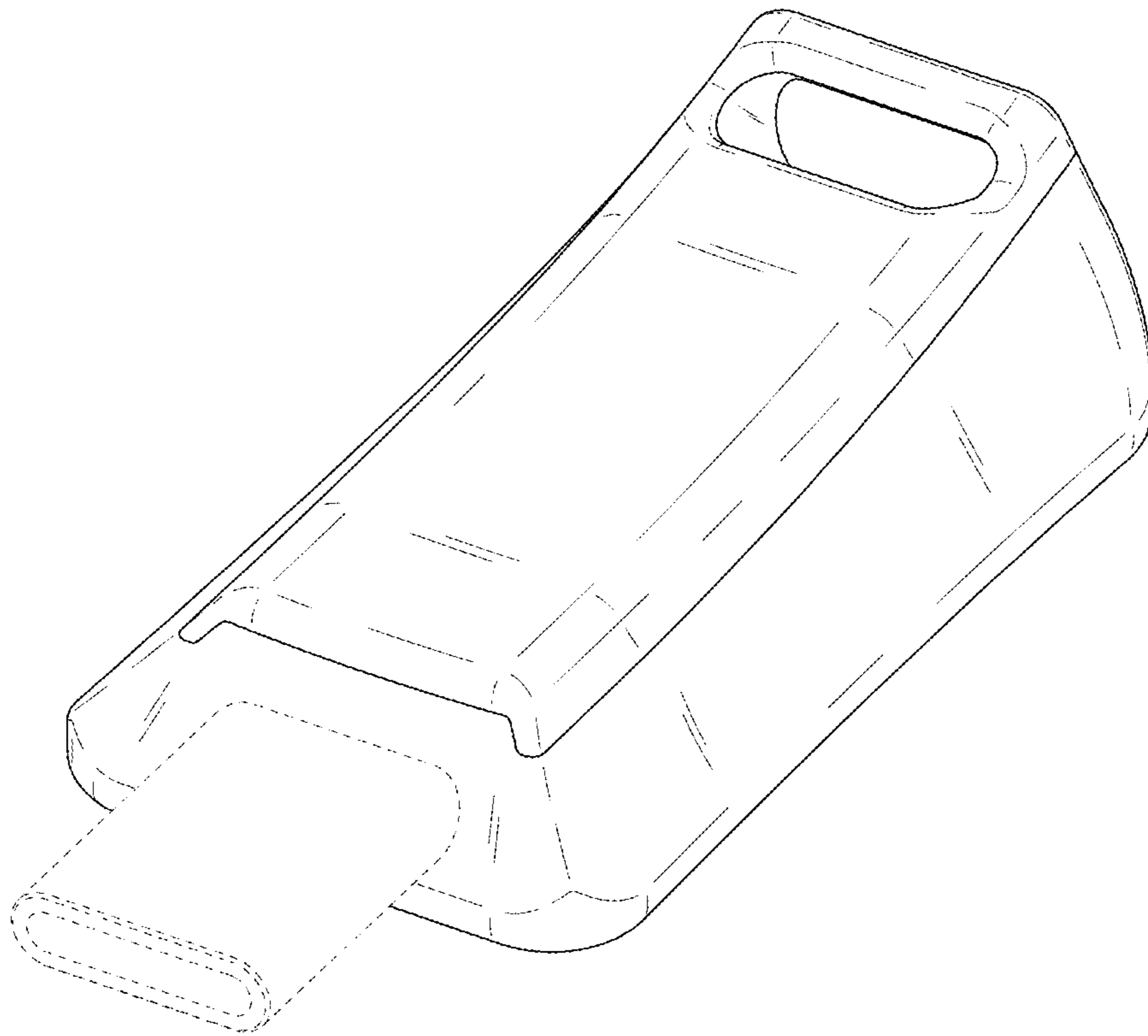


FIG. 2

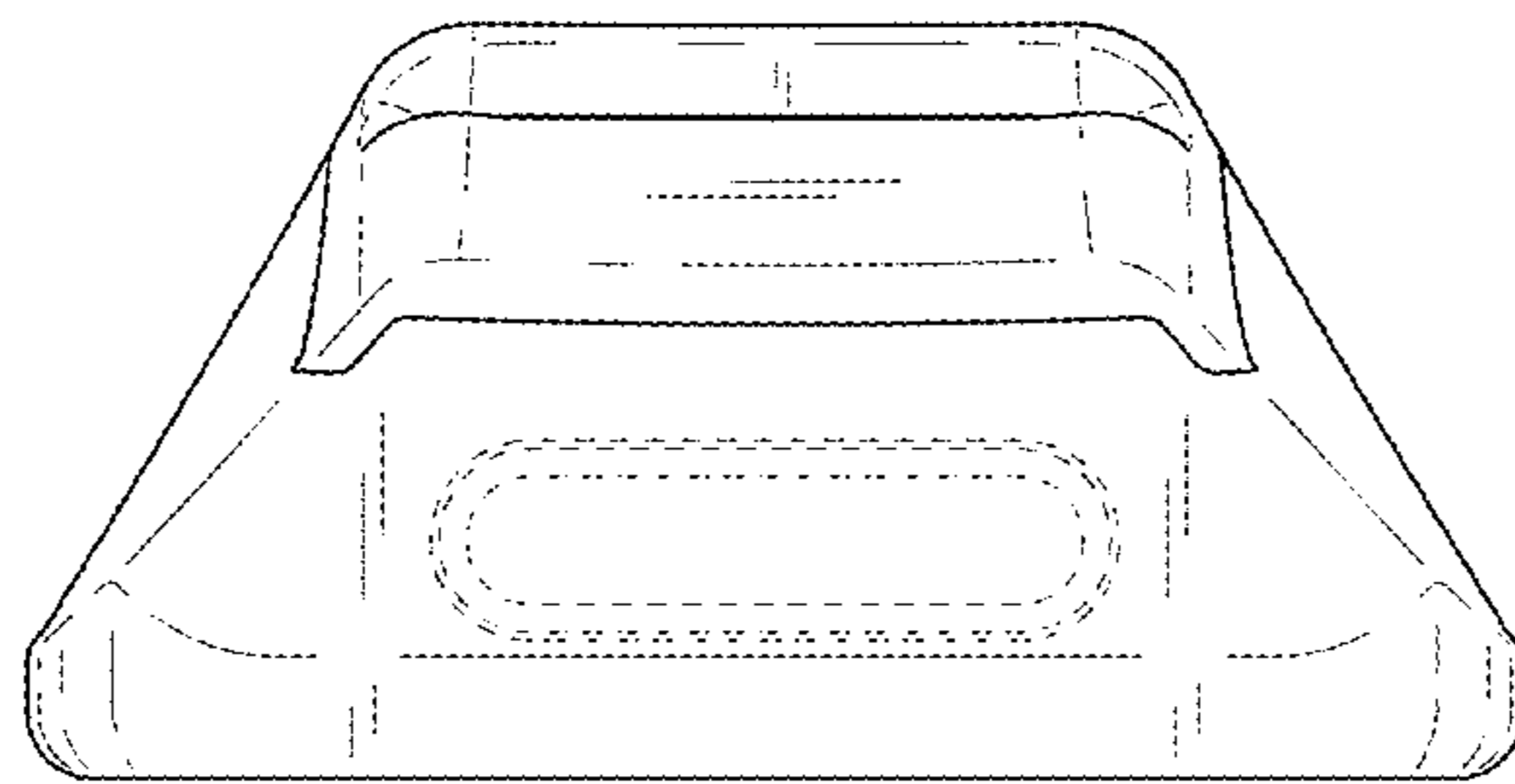


FIG. 3

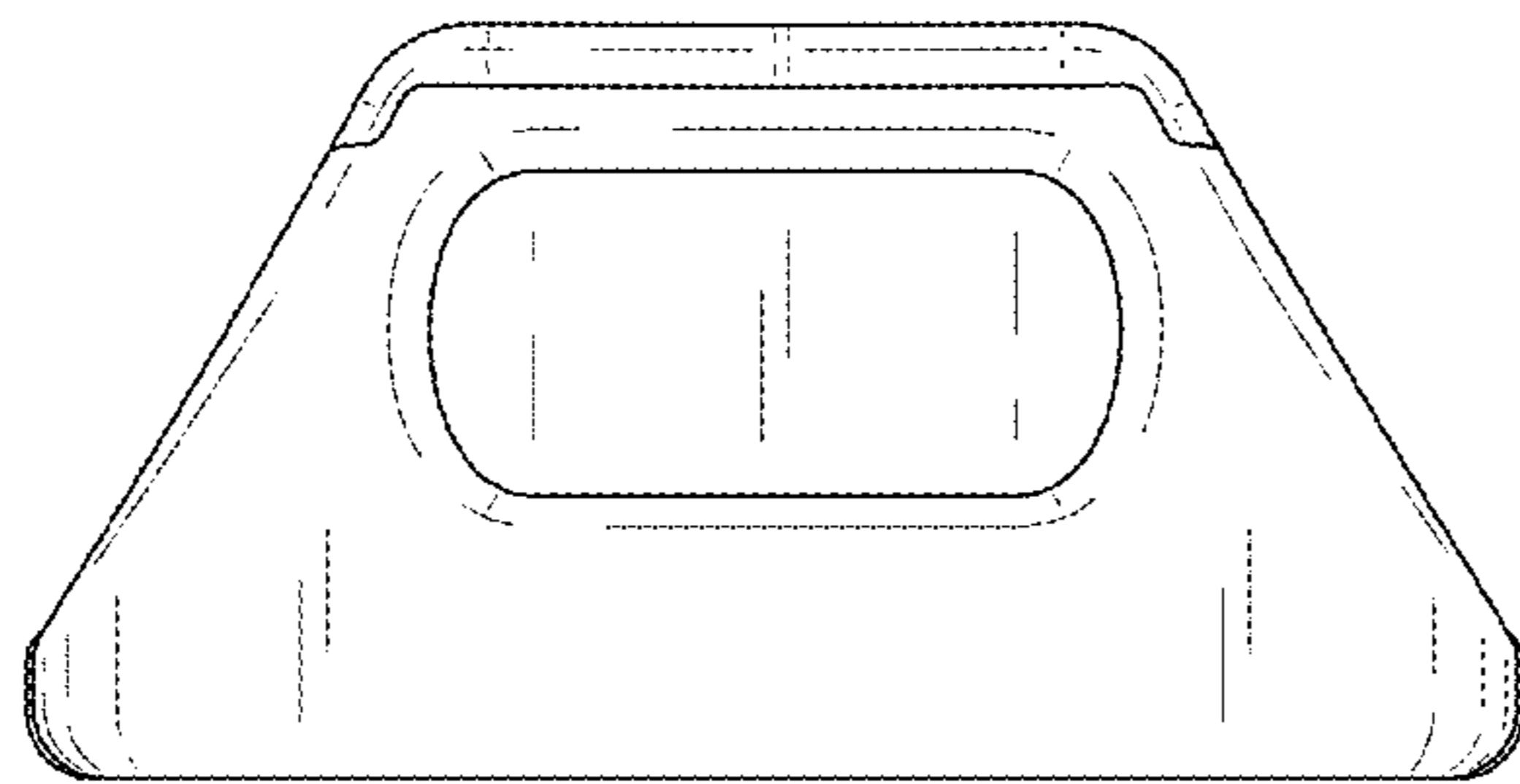


FIG. 4

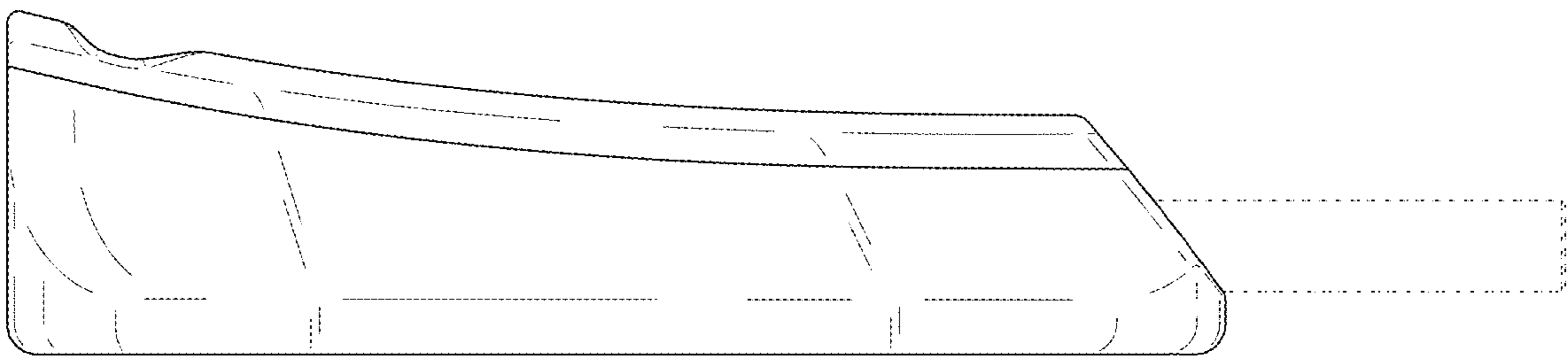


FIG. 5

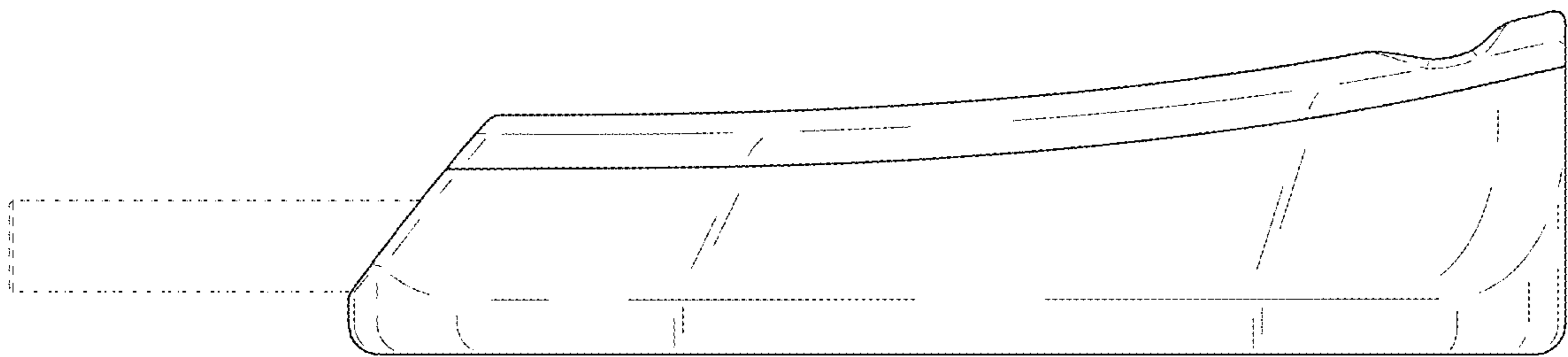


FIG. 6




FIG. 7




FIG. 8

