



US00D975703S

(12) **United States Design Patent**
Xie et al.

(10) **Patent No.:** **US D975,703 S**
(45) **Date of Patent:** **** Jan. 17, 2023**

(54) **MOBILE PHONE CASE**
(71) Applicant: **SHENZHEN ILLUSDESIGN CREATIVE CO., LTD.**, Guangdong (CN)
(72) Inventors: **Yaohua Xie**, Guangdong (CN); **Shulin Feng**, Guangdong (CN); **Siting Zeng**, Guangdong (CN)
(73) Assignee: **SHENZHEN ILLUSDESIGN CREATIVE CO., LTD.**, Shenzhen (CN)
(**) Term: **15 Years**
(21) Appl. No.: **29/805,674**
(22) Filed: **Aug. 27, 2021**
(30) **Foreign Application Priority Data**

Mar. 31, 2021 (CN) 202130179251.1
(51) **LOC (14) Cl.** **14-03**
(52) **U.S. Cl.**
USPC **D14/250**
(58) **Field of Classification Search**
USPC D3/201, 218, 247, 249, 269; D13/107, D13/108, 118, 119; D14/217, 218, 248, D14/250–253, 432, 440; D18/207
CPC H04B 1/3888; H04M 1/0283; H04M 1/0202; A45F 2005/028; A45F 2200/0525
See application file for complete search history.

(56) **References Cited**
U.S. PATENT DOCUMENTS
D302,549 S * 8/1989 Wright D18/7
D530,734 S * 10/2006 Greenspon D18/7
D540,334 S * 4/2007 Solomon D14/455
D549,710 S * 8/2007 Hyneczek D14/455

D591,278 S * 4/2009 Rouger D14/247
D592,646 S * 5/2009 Sun D14/218
D606,986 S * 12/2009 de Jong D3/201
D607,445 S * 1/2010 Ferrari D3/201
D622,728 S * 8/2010 Wun D14/455
D635,536 S * 4/2011 Xiao D14/203.3
D650,736 S * 12/2011 Wharram D13/102
D654,483 S * 2/2012 Richardson H04M 1/185
D14/250
D655,699 S * 3/2012 Bau D14/250
D685,776 S * 7/2013 Bau D14/250
D688,249 S * 8/2013 Wharram D14/440
D707,683 S * 6/2014 Nam-Su D14/440
D719,145 S * 12/2014 Barfoot D14/250
D721,659 S * 1/2015 Rodriguez D13/164
D723,017 S * 2/2015 Song D14/250
D726,169 S * 4/2015 Powell D14/250
D727,885 S * 4/2015 Requa D14/250
D743,388 S * 11/2015 Fitzpatrick D14/250
D745,505 S * 12/2015 Barfoot D14/250
D757,002 S * 5/2016 Amit D14/345
D757,724 S * 5/2016 Amit D14/345

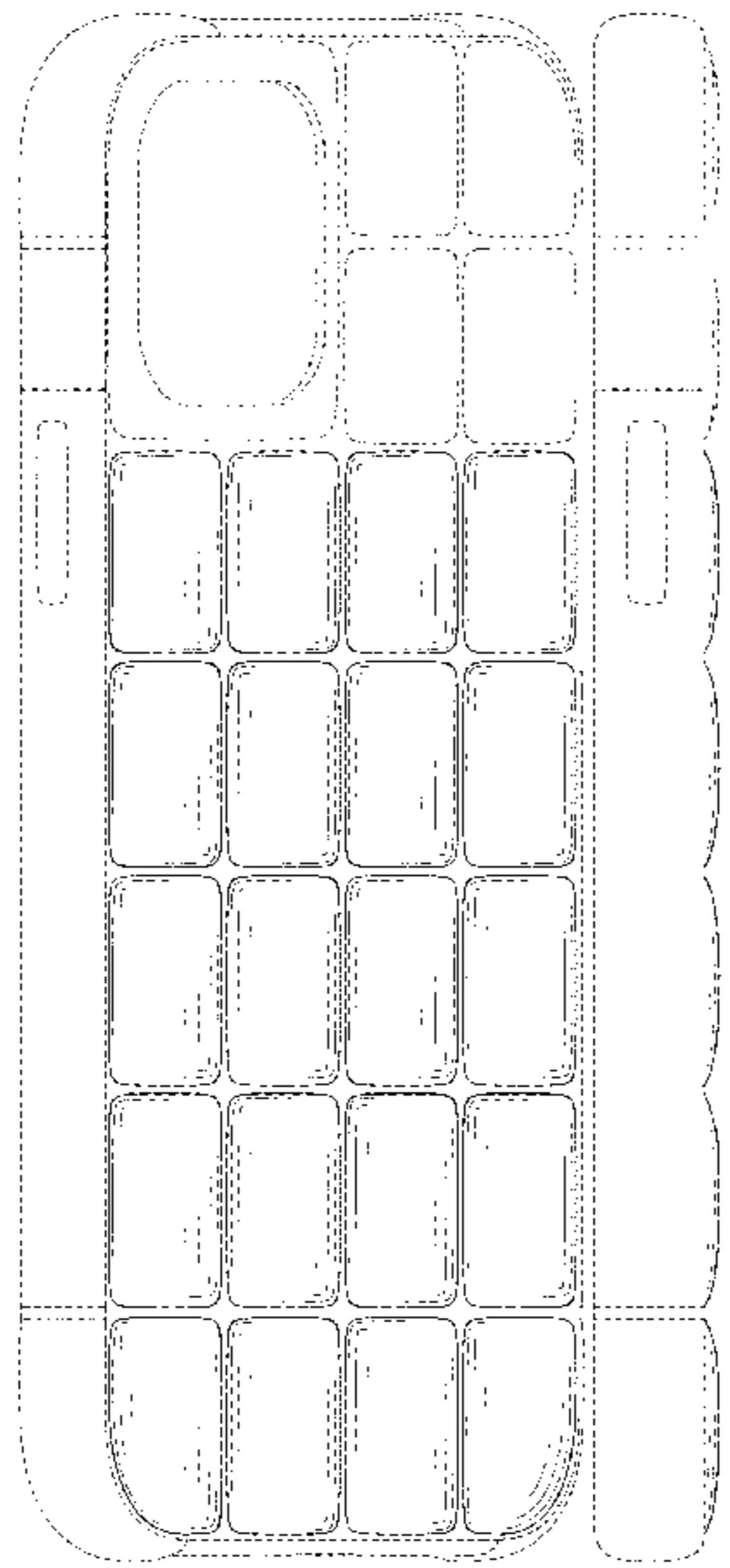
(Continued)

Primary Examiner — L. A. Grabenstetter

(57) **CLAIM**
The ornamental design for a mobile phone case, as shown and described.

DESCRIPTION
FIG. 1 is a front and left side perspective view of a mobile phone case showing our new design;
FIG. 2 is a front elevational view thereof;
FIG. 3 is a rear elevational view thereof;
FIG. 4 is a left side view thereof;
FIG. 5 is a right side view thereof;
FIG. 6 is a top plan view thereof; and,
FIG. 7 is a bottom plan view thereof.
The broken lines in the drawings illustrate portions of the mobile phone case which form no part of the claimed design.

1 Claim, 7 Drawing Sheets



(56)

References Cited

U.S. PATENT DOCUMENTS

D769,866	S	*	10/2016	Amit	D14/341
9,498,032	B2	*	11/2016	Wu	A45C 11/00
D807,425	S	*	1/2018	Minamide	D18/7
D842,286	S	*	3/2019	Weaver	D14/250
D842,287	S	*	3/2019	Weaver	D14/250
D853,368	S	*	7/2019	Uchida	D14/240
D935,164	S	*	11/2021	Zhang	D3/201
2012/0261289	A1	*	10/2012	Wyner	G06F 1/1626 206/320

* cited by examiner




FIG. 1




FIG. 2




FIG. 3




FIG. 4

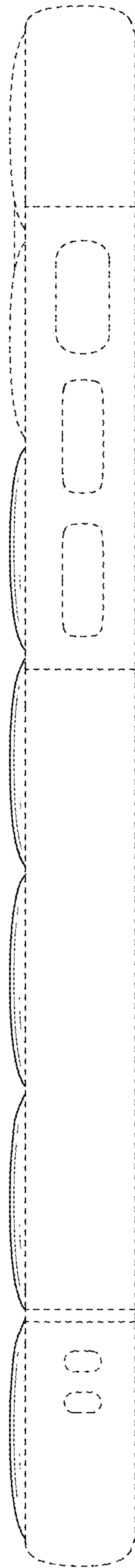


FIG. 5

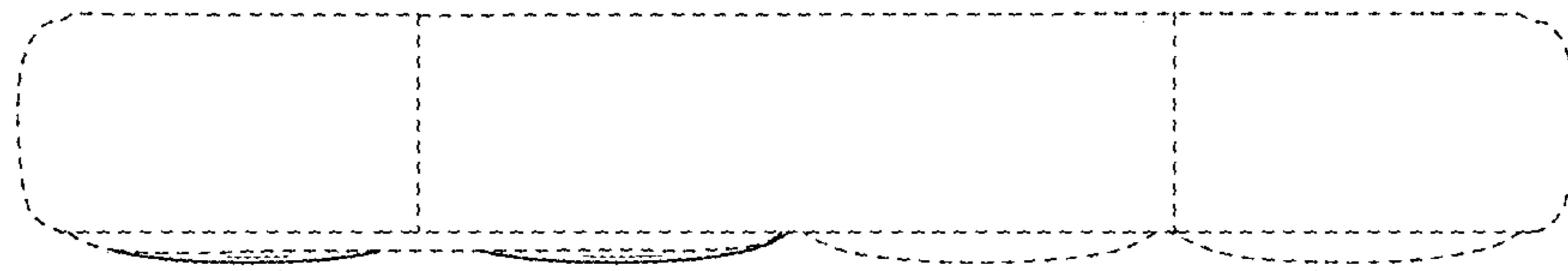


FIG. 6

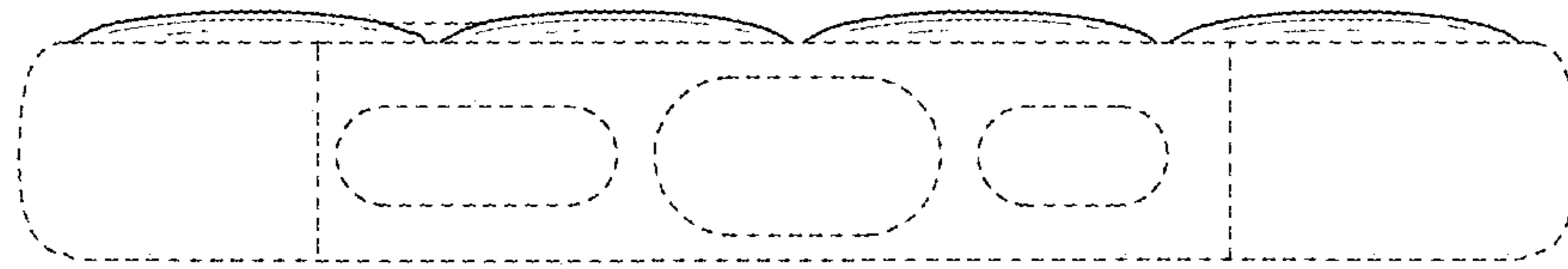


FIG. 7