



US00D975702S

(12) **United States Design Patent**  
**Lim**

(10) **Patent No.:** **US D975,702 S**

(45) **Date of Patent:** **\*\* Jan. 17, 2023**

(54) **CASE FOR MOBILE PHONE**

D845,938 S \* 4/2019 Freedman ..... D14/250  
D876,419 S \* 2/2020 Griffith ..... D14/250  
D881,566 S \* 4/2020 Lee ..... D3/218

(71) Applicant: **buyinternational Co., Ltd.**, Bucheon-si (KR)

(72) Inventor: **Seong Do Lim**, Siheung-si (KR)

(73) Assignee: **buyinternational Co., Ltd.**, Bucheon-si (KR)

(\*\*) Term: **15 Years**

(21) Appl. No.: **29/803,486**

(22) Filed: **Aug. 12, 2021**

(51) **LOC (14) Cl.** ..... **14-03**

(52) **U.S. Cl.**  
USPC ..... **D14/250**

(58) **Field of Classification Search**  
USPC ..... D3/201, 218, 247, 249, 269; D13/107, D13/108, 118, 119; D14/217, 248, D14/250-253, 432, 440  
CPC ..... H04B 1/3888; H04M 1/0283; H04M 1/0202; A45F 2005/028; A45F 2200/0525  
See application file for complete search history.

(56) **References Cited**

**U.S. PATENT DOCUMENTS**

D325,671 S \* 4/1992 Carranza ..... D3/270  
D583,145 S \* 12/2008 Muncy ..... D3/218  
D600,008 S \* 9/2009 Levis ..... D3/218  
D650,776 S \* 12/2011 Bau ..... D14/250  
D676,034 S \* 2/2013 Stuart ..... D14/250  
D685,360 S \* 7/2013 Chen ..... D14/250  
D768,613 S \* 10/2016 Stewart ..... D14/250  
D771,610 S \* 11/2016 Stewart ..... D14/250

**OTHER PUBLICATIONS**

Iphone 4 Decoden Phone Case, publication date Mar. 17, 2014, [online] URL: rikachuuable.blogspot.com/2014/03/iphone-4-decoden-phone-case.html (Year: 2014).\*

SwitchEasy Melt Case for iPhone 5s Review, publication date Oct. 8, 2013, [online] URL: https://gadgetmac.com/reviews/switcheasy-melt-case-for-iphone-5s-review.html (Year: 2013).\*

\* cited by examiner

*Primary Examiner* — L. A. Grabenstetter

(74) *Attorney, Agent, or Firm* — Broadview IP Law, PC

(57) **CLAIM**

The ornamental design for a case for mobile phone, as shown and described.

**DESCRIPTION**

FIG. 1 is a front perspective view of a case for mobile phone showing our new design;

FIG. 2 is a front view thereof;

FIG. 3 is a rear view thereof;

FIG. 4 is a left side view thereof;

FIG. 5 is a right side view thereof;

FIG. 6 is a top view thereof;

FIG. 7 is a bottom view thereof; and,

FIG. 8 is a rear perspective view thereof.

The features shown in broken lines represent portions of the case for mobile phone that form no part of the claimed design.

**1 Claim, 8 Drawing Sheets**

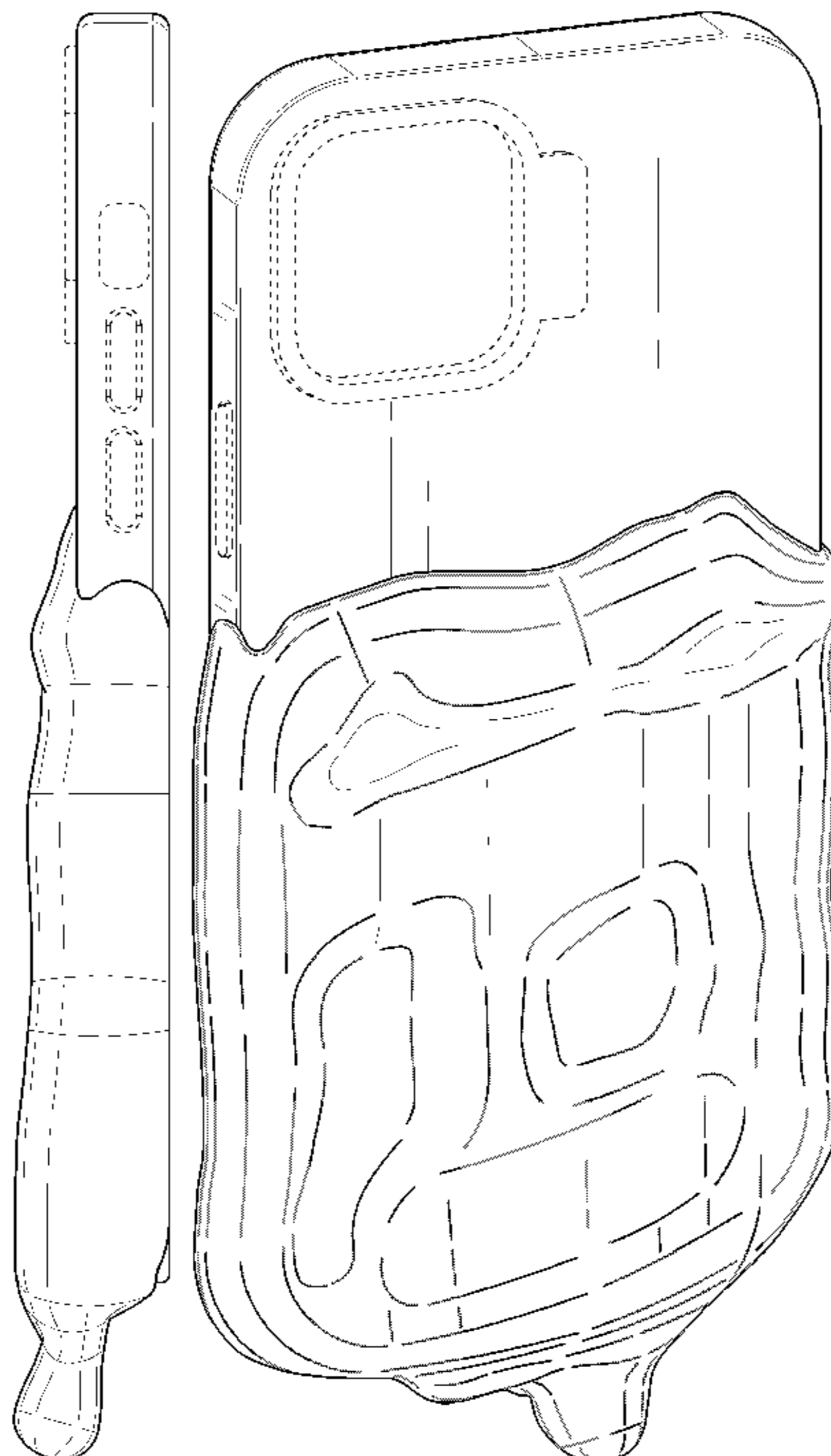


FIG. 1

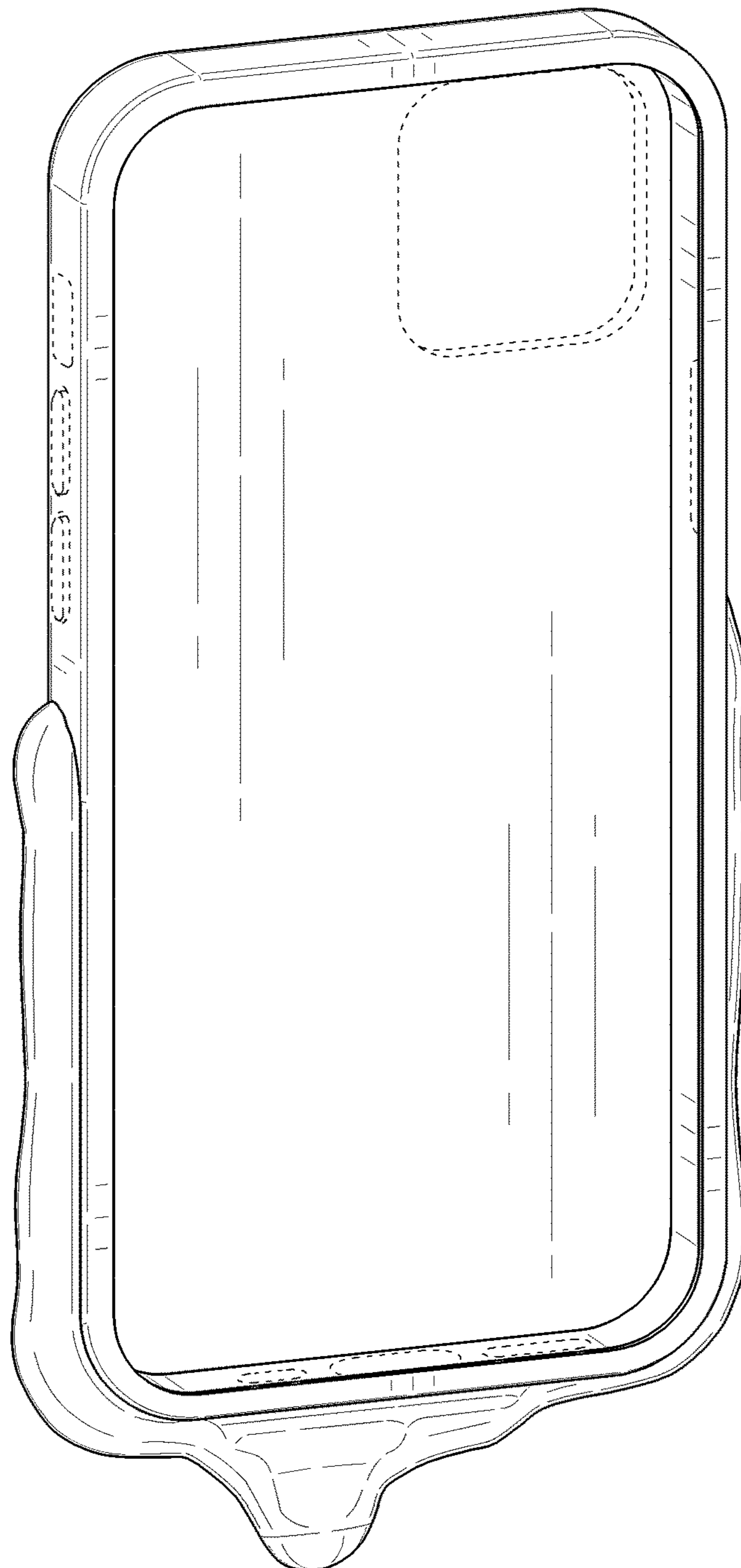


FIG. 2

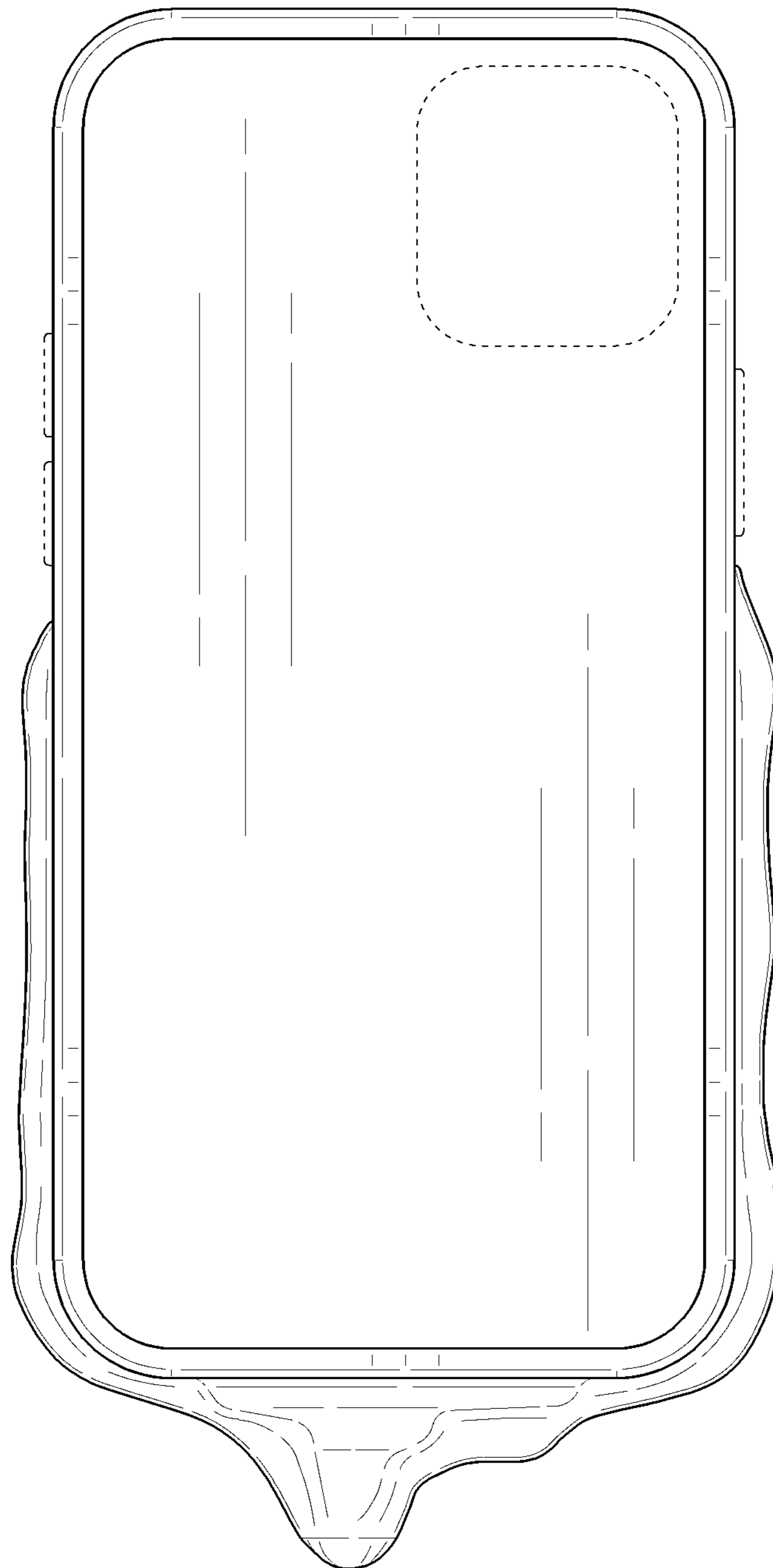


FIG. 3

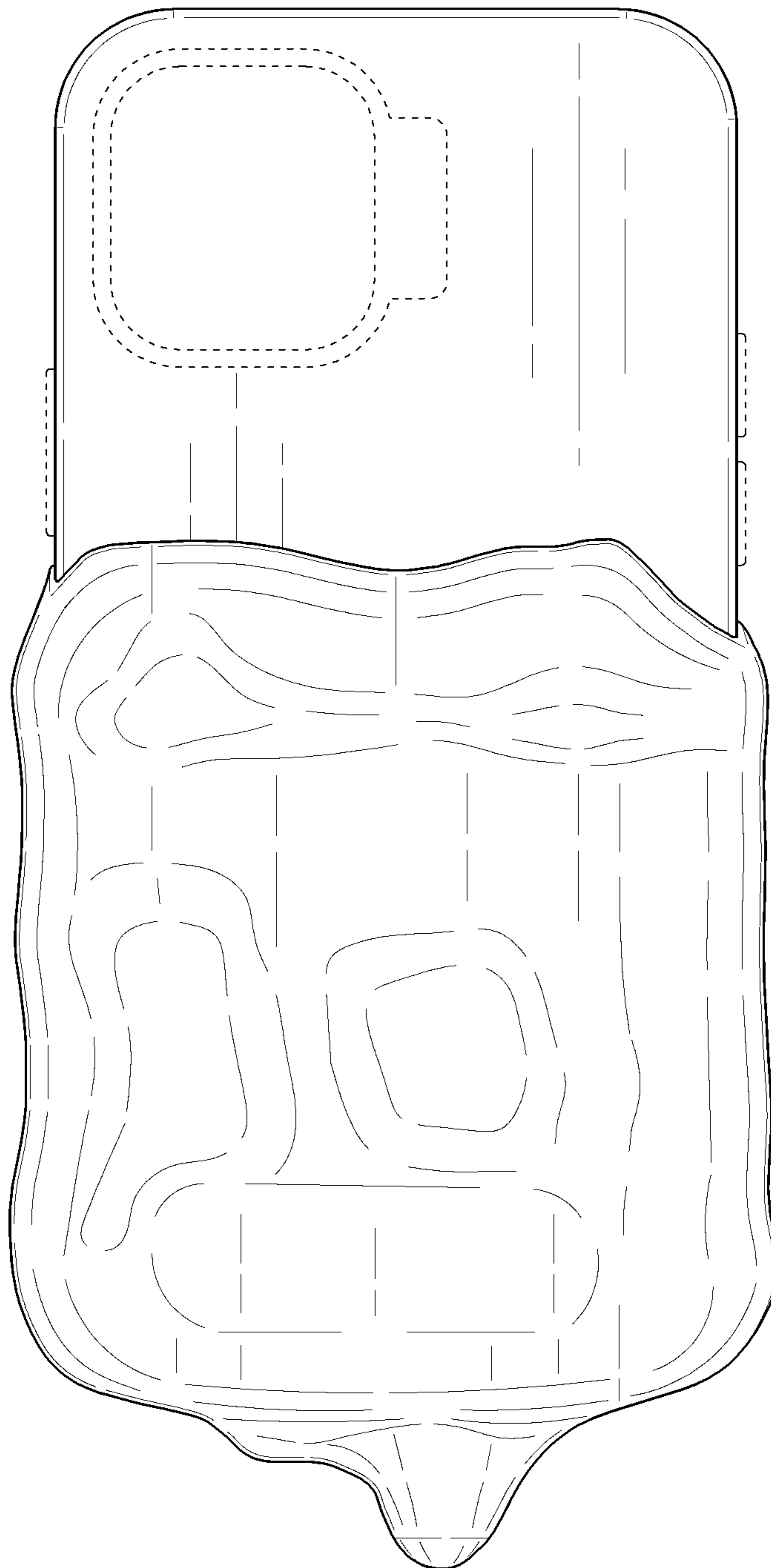


FIG. 4

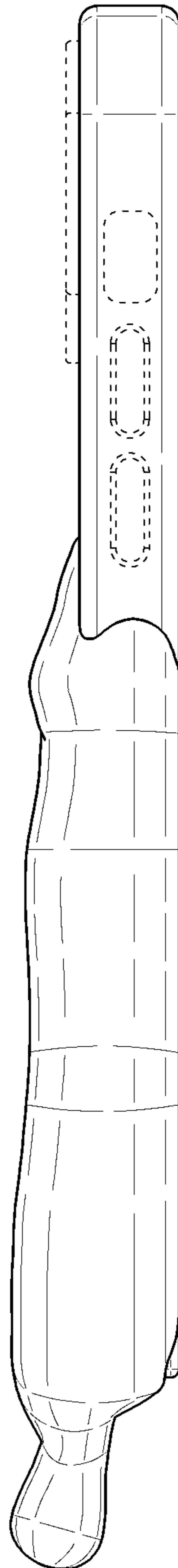


FIG. 5

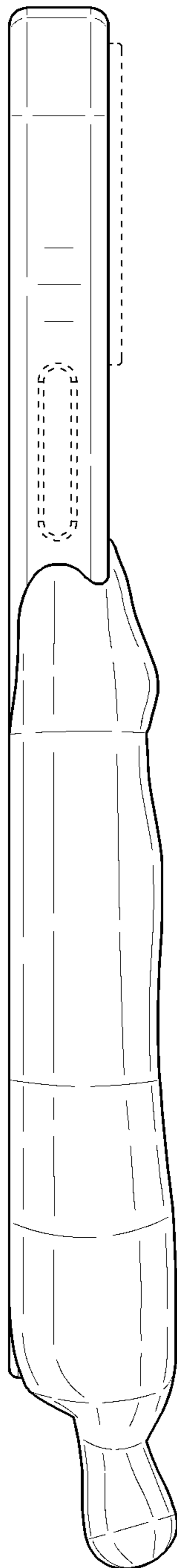


FIG. 6

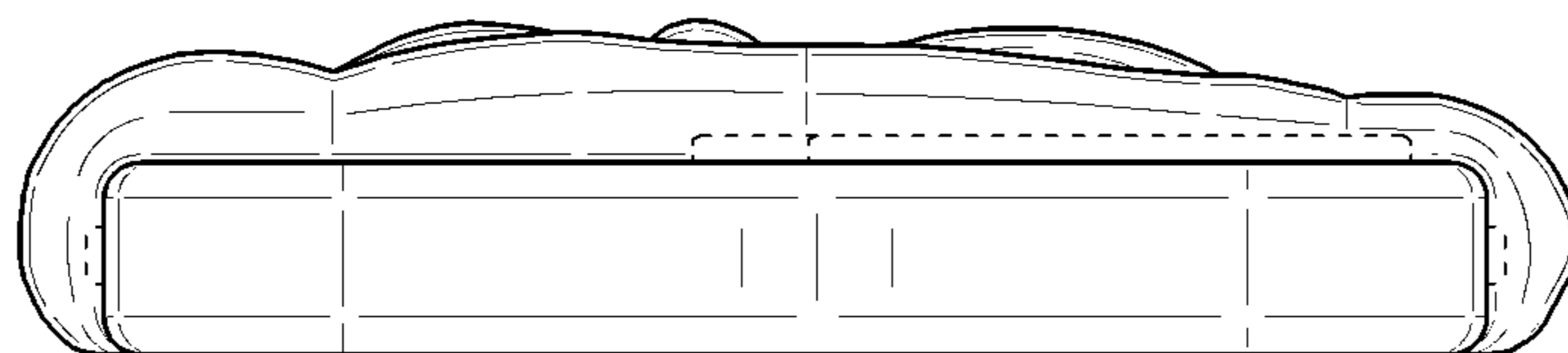


FIG. 7

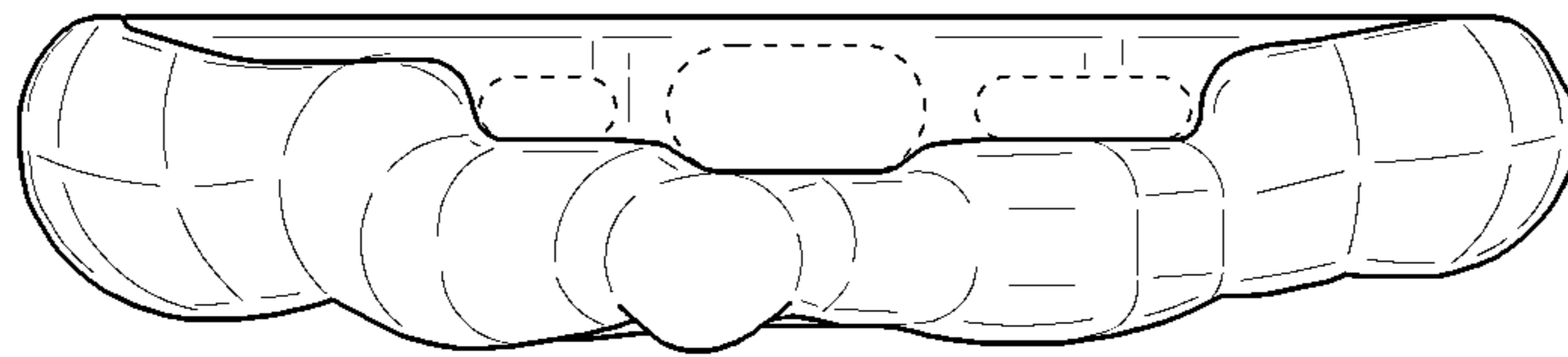




FIG. 8

