



US00D975701S

(12) **United States Design Patent** (10) **Patent No.:** **US D975,701 S**
Lim (45) **Date of Patent:** **** Jan. 17, 2023**

(54) **CASE FOR MOBILE PHONE**
(71) Applicant: **buyinternational Co., Ltd.**, Bucheon-si (KR)
(72) Inventor: **Seong Do Lim**, Siheung-si (KR)
(73) Assignee: **buyinternational Co., Ltd.**, Bucheon-si (KR)

D712,893 S * 9/2014 Lee D14/250
D715,788 S * 10/2014 Lee D14/250
D717,782 S * 11/2014 Lee D14/250
D719,946 S * 12/2014 Chiang D14/250
D727,303 S * 4/2015 Sin D14/248
D729,786 S * 5/2015 Lee D14/250
D737,260 S * 8/2015 Lee D14/248
D771,610 S * 11/2016 Stewart D14/250
D853,375 S * 7/2019 Jeong D14/250
D853,376 S * 7/2019 Jeong D14/250

(**) Term: **15 Years**

OTHER PUBLICATIONS

(21) Appl. No.: **29/803,475**

SGVAHY 3D Cartoon Carrot Shape Case, publication date Apr. 17, 2021, [online] URL: https://www.pricepulse.app/sgvahy-creative-case-compatible-with-iphone-12-pro_us_15833772 (Year: 2021).*

(22) Filed: **Aug. 12, 2021**

(51) **LOC (14) Cl.** **14-03**

* cited by examiner

(52) **U.S. Cl.**
USPC **D14/250**

Primary Examiner — L. A. Grabenstetter

(58) **Field of Classification Search**
USPC D3/201, 218, 247, 249, 269; D13/107, D13/108, 118, 119; D14/217, 248, D14/250–253, 432, 440
CPC H04B 1/3888; H04M 1/0283; H04M 1/0202; A45F 2005/028; A45F 2200/0525
See application file for complete search history.

(74) *Attorney, Agent, or Firm* — Broadview IP Law, PC

(57) **CLAIM**

The ornamental design for a case for mobile phone, as shown and described.

DESCRIPTION

(56) **References Cited**

U.S. PATENT DOCUMENTS

D593,528 S * 6/2009 Shi D14/138 AB
D615,952 S * 5/2010 Kim D14/138 AD
D624,065 S * 9/2010 Bosch D14/250
D641,346 S * 7/2011 Fathollahi D14/250
D641,756 S * 7/2011 Hsieh D14/440
D647,517 S * 10/2011 Fathollahi D14/250
D671,931 S * 12/2012 Fathollahi D14/250
D672,739 S * 12/2012 Sin D14/138 G
D685,740 S * 7/2013 Moore D13/119
D692,418 S * 10/2013 Fahrendorff D14/250
D707,215 S * 6/2014 Weller D14/250
D709,484 S * 7/2014 Yoo D14/250

FIG. 1 is a front perspective view of a case for mobile phone showing our new design;

FIG. 2 is a front view thereof;

FIG. 3 is a rear view thereof;

FIG. 4 is a left side view thereof;

FIG. 5 is a right side view thereof;

FIG. 6 is a top view thereof; and,

FIG. 7 is a bottom view thereof.

The features shown in broken lines represent portions of the case for mobile phone that form no part of the claimed design.

1 Claim, 7 Drawing Sheets

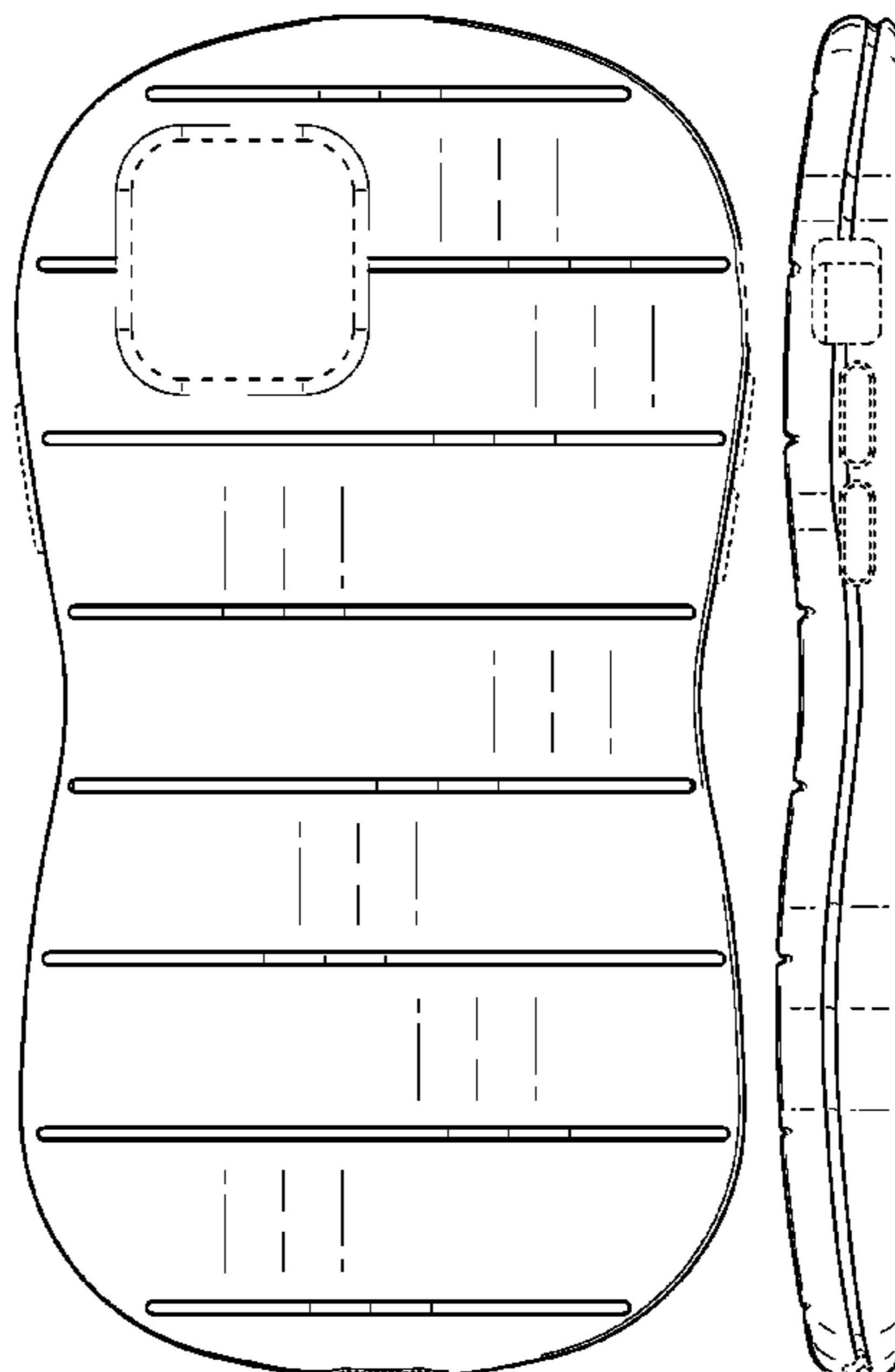


FIG. 1

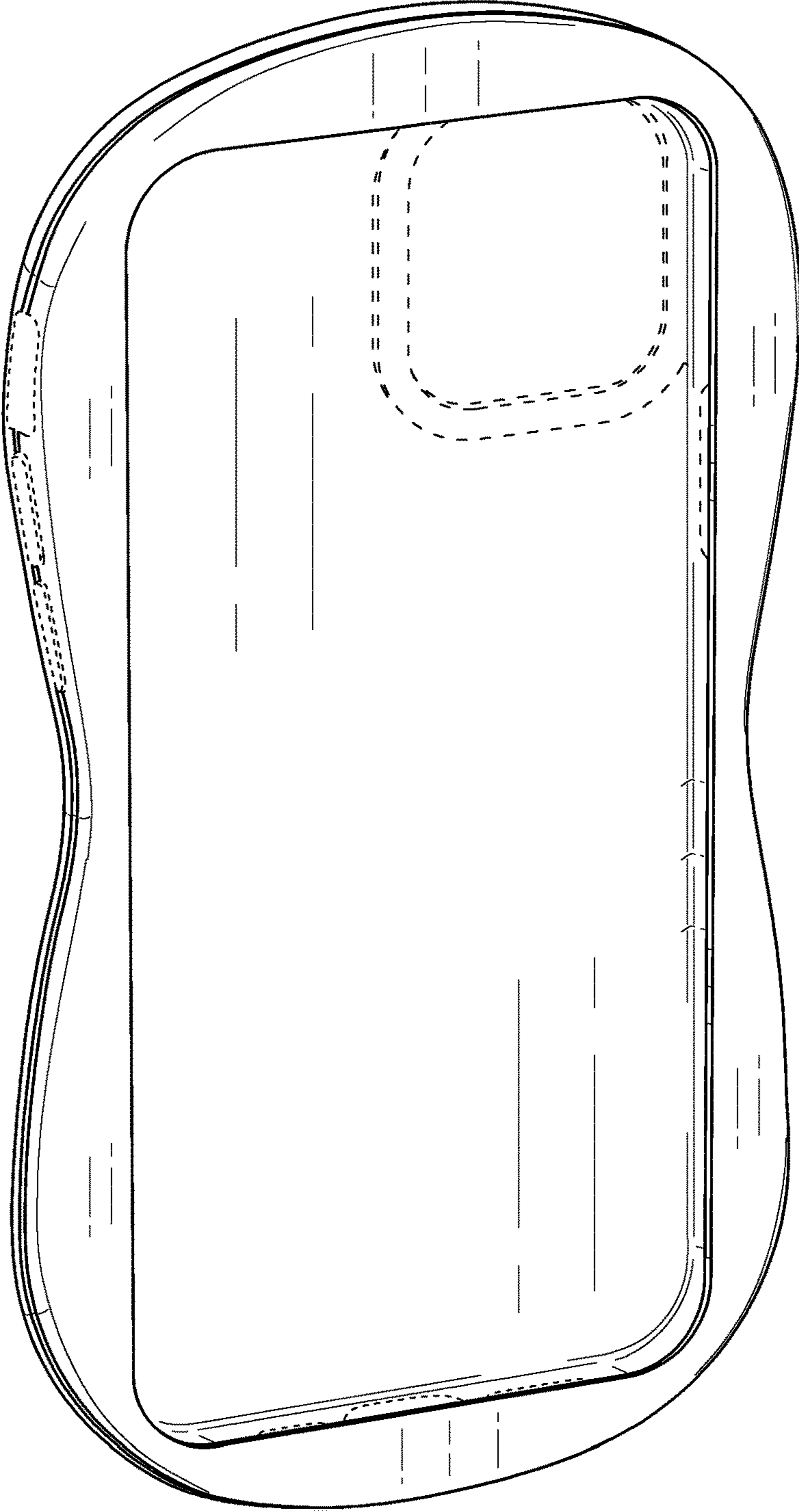


FIG. 2

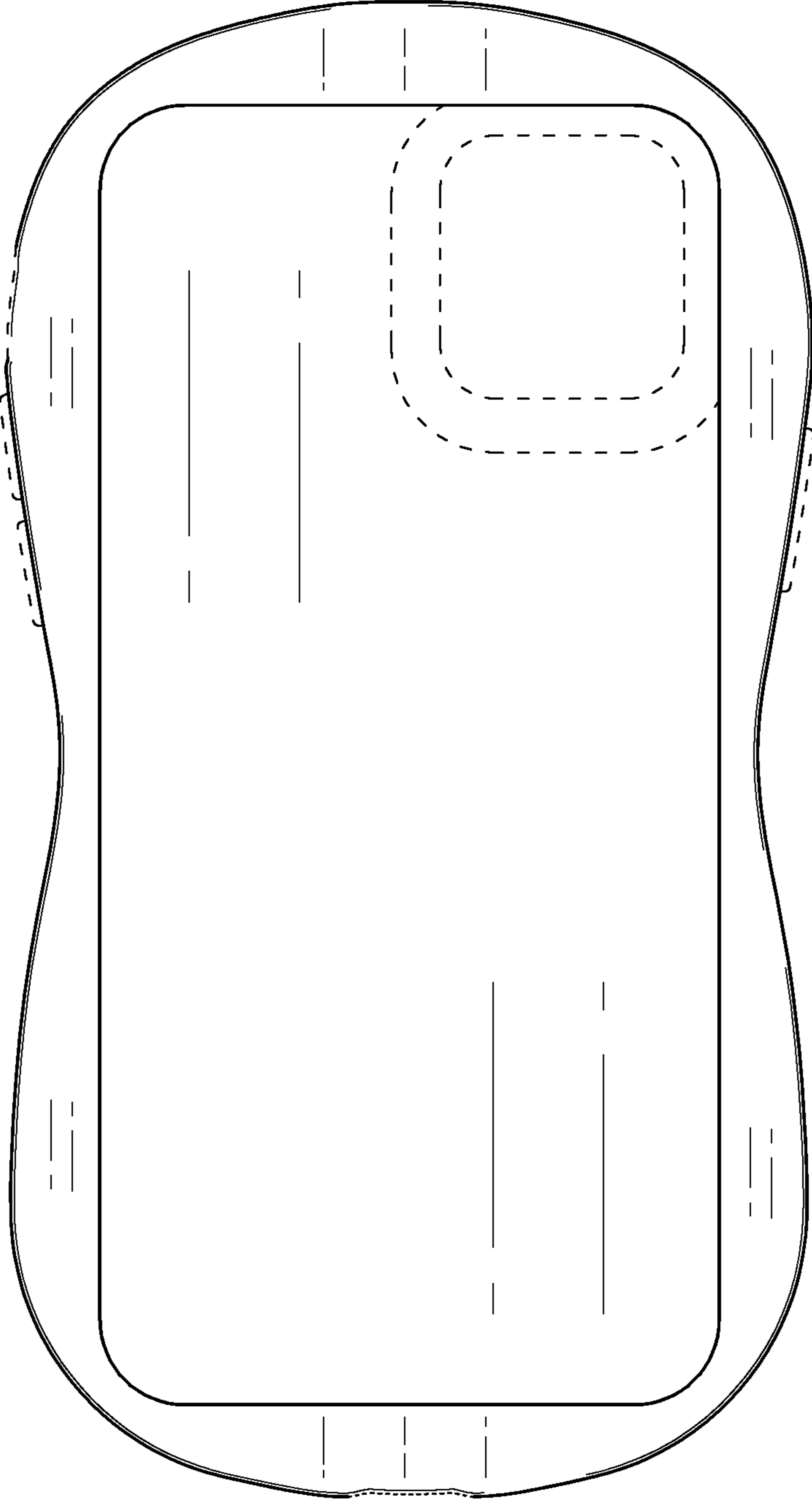


FIG. 3

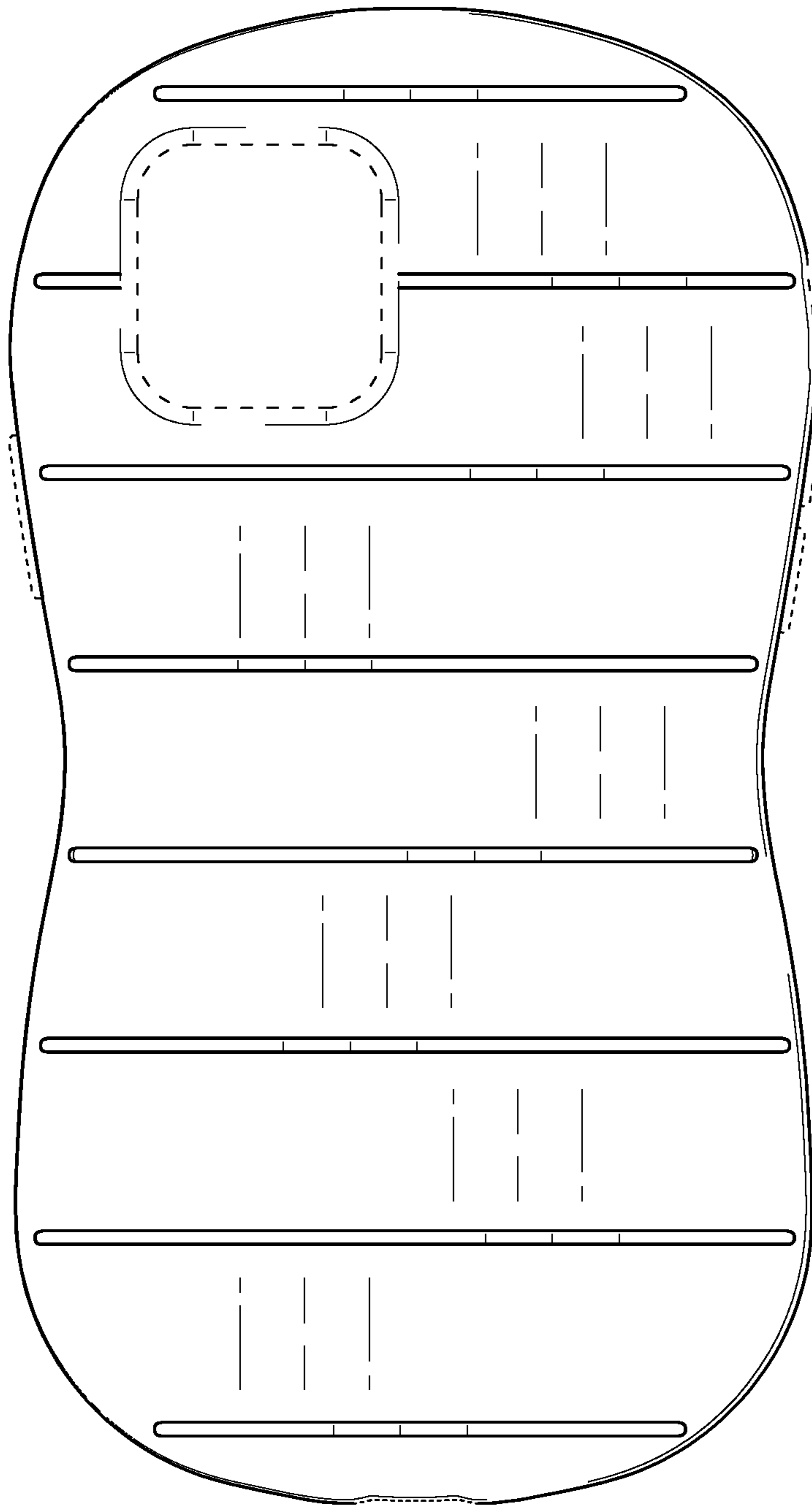


FIG. 4

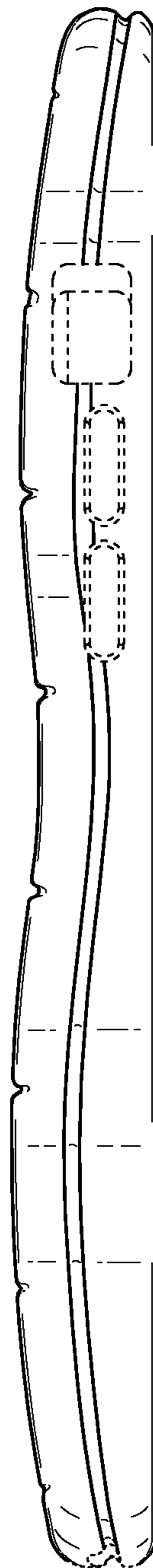


FIG. 5

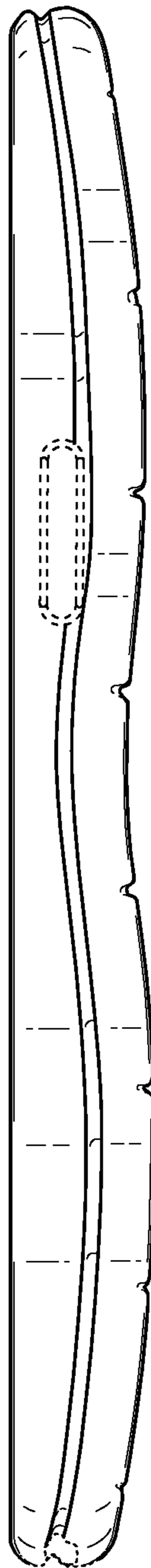


FIG. 6

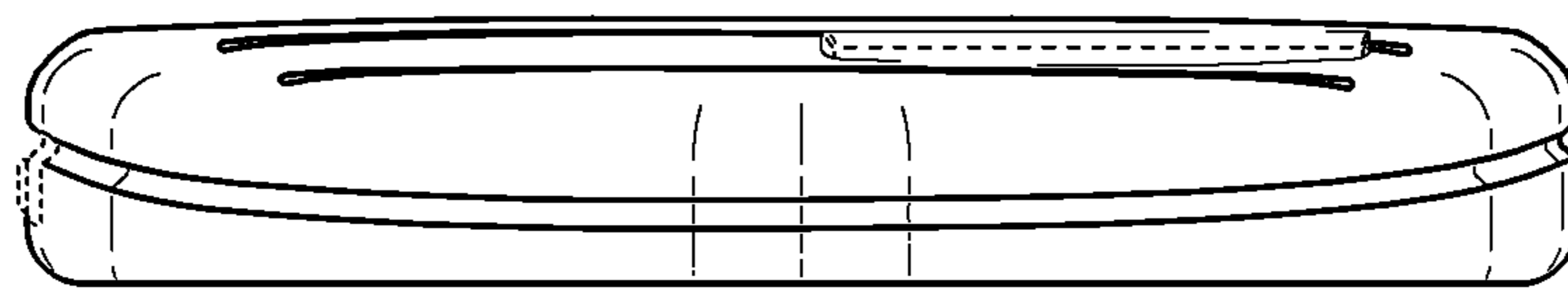


FIG. 7

