



US00D975696S

(12) **United States Design Patent** (10) **Patent No.:** **US D975,696 S**
So (45) **Date of Patent:** **** Jan. 17, 2023**

(54) **SMARTPHONE**

(71) Applicant: **LG DISPLAY CO., LTD.**, Seoul (KR)

(72) Inventor: **Byeongseong So**, Paju-si (KR)

(73) Assignee: **LG Display Co., Ltd.**, Seoul (KR)

(**) Term: **15 Years**

(21) Appl. No.: **29/825,631**

(22) Filed: **Feb. 3, 2022**

(30) **Foreign Application Priority Data**

Aug. 9, 2021 (KR) 30-2021-0037816

(51) **LOC (14) Cl.** **14-03**

(52) **U.S. Cl.**
USPC **D14/248**

(58) **Field of Classification Search**
USPC D14/138 G, 248, 138 C, 138 AB, 341,
D14/439, 432, 345, 138 R, 138 AA,
D14/138 AC, 138 AD, 371, 374
CPC H04M 1/0202; H04M 1/0235; H04M
1/0237; H04M 1/0239; H04M 1/0266;
H04M 1/0268; H04M 1/027; H04M
1/0295; H04M 1/02; H04M 1/0279;
H04M 1/0283

See application file for complete search history.

(56) **References Cited**

U.S. PATENT DOCUMENTS

D360,581 S * 7/1995 Dikowitz D3/302
D366,380 S * 1/1996 Kelly D6/596
5,604,480 A * 2/1997 Lamparter B60Q 1/50
362/478

(Continued)

FOREIGN PATENT DOCUMENTS

JP 1715714 S 5/2022
KR 30-0999044 S 3/2019

OTHER PUBLICATIONS

IIIF150 R2022, announced Sep. 2021, [online], [retrieved on Aug. 16, 2022]. Retrieved from Internet ,<URL: https://phonesdata.com/en/smartphones/iiif150/iiif150-r2022-5461662/>.*

Primary Examiner — Bridget L Eland

(74) *Attorney, Agent, or Firm* — Birch, Stewart, Kolasch & Birch, LLP

(57) **CLAIM**

The ornamental design for a smartphone, as shown and described.

DESCRIPTION

The file of this patent contains at least one drawing/photograph executed in color. Copies of this patent with color drawing(s)/photograph(s) will be provided by the Office upon request and payment of the necessary fee.

FIG. 1 is a front, right, top perspective view of a smartphone showing my new design in a first condition of use;

FIG. 2 is a front view thereof;

FIG. 3 is a rear view thereof;

FIG. 4 is a left side view thereof;

FIG. 5 is a right side view thereof;

FIG. 6 is a top plan view thereof;

FIG. 7 is a bottom plan view thereof;

FIG. 8 is a front, right, top perspective view of the smartphone of FIG. 1 shown in a second condition of use;

FIG. 9 is a front view thereof;

FIG. 10 is a rear view thereof;

FIG. 11 is a left side view thereof;


FIG. 12 is a right side view thereof;

FIG. 13 is a top plan view thereof; and,

FIG. 14 is a bottom plan view thereof.

The broken lines depict portions of the smartphone that form no part of the claimed design.

1 Claim, 14 Drawing Sheets
(4 of 14 Drawing Sheet(s) Filed in Color)



(56)

References Cited

U.S. PATENT DOCUMENTS

D561,153 S * 2/2008 Hong D14/138 AA
 D633,892 S * 3/2011 Chen D14/138 G
 D685,338 S * 7/2013 Park D14/138 G
 D721,051 S * 1/2015 Lee D14/138 G
 D723,499 S * 3/2015 Nishikawa D14/138 G
 D729,188 S * 5/2015 Nilsen D14/138 G
 D742,847 S * 11/2015 Ryu D14/138 G
 D765,068 S * 8/2016 Min D14/248
 D780,148 S * 2/2017 Nagao D14/138 G
 D788,058 S * 5/2017 Astheimer D14/138 G
 D801,946 S * 11/2017 Daniel D14/138 G
 D812,766 S * 3/2018 Levner D24/224
 D815,461 S * 4/2018 Christmas D6/605
 D829,187 S * 9/2018 Zhang D14/138 G
 D833,408 S * 11/2018 Park D14/138 G
 D833,410 S * 11/2018 Park D14/138 G
 D842,493 S * 3/2019 Levner D24/224
 D847,824 S * 5/2019 Toth D14/488
 D859,382 S * 9/2019 Yi D14/248
 D879,081 S * 3/2020 Kim D14/248

D890,152 S * 7/2020 Yi D14/248
 D894,858 S * 9/2020 Park D14/138 G
 D899,410 S * 10/2020 Xu D14/248
 D903,617 S * 12/2020 Yi D14/138 G
 D911,997 S * 3/2021 Seo D14/138 G
 D926,172 S * 7/2021 Seo D14/248
 11,132,032 B2 * 9/2021 Kim B32B 17/06
 D933,655 S * 10/2021 Lyu D14/371
 D936,028 S * 11/2021 Yi D14/138 G
 D955,374 S * 6/2022 Yi D14/248
 D962,917 S * 9/2022 So D14/248
 2005/0012444 A1 * 1/2005 Yonezawa H01J 29/04
 313/495
 2008/0297537 A1 * 12/2008 Ishikawa H04M 19/04
 455/566
 2013/0051785 A1 * 2/2013 Pope G03B 17/02
 396/535
 2014/0111862 A1 * 4/2014 Yamamoto B32B 27/32
 427/164
 2019/0235574 A1 * 8/2019 Groves B32B 3/266
 2019/0285257 A1 * 9/2019 Gall F21V 21/30

* cited by examiner

FIG. 1




FIG. 2




FIG. 3




FIG. 4

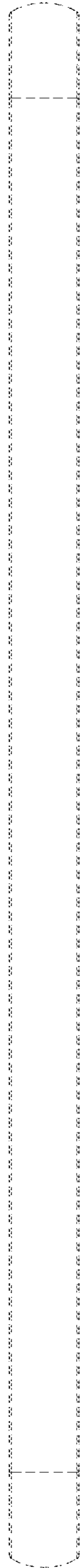


FIG. 5

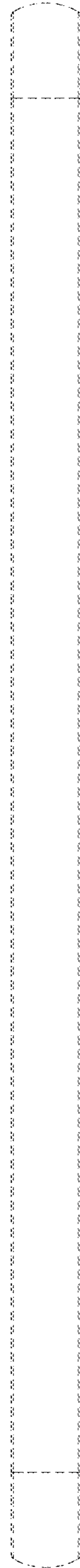


FIG. 6



FIG. 7



FIG. 8




FIG. 9




FIG. 10




FIG. 11




FIG. 12

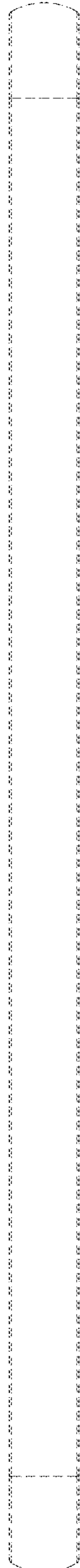


FIG. 13



FIG. 14

