



US00D975671S

(12) **United States Design Patent**
He

(10) **Patent No.:** **US D975,671 S**

(45) **Date of Patent:** **** Jan. 17, 2023**

(54) **AUDIO INTERFACE**

(71) Applicants: **Guangzhou Rantion Technology Co., Ltd.**, Guangzhou (CN); **Donner Technology LLC**, Charlotte, NC (US)

(72) Inventor: **Naiyong He**, Guangzhou (CN)

(**) Term: **15 Years**

(21) Appl. No.: **29/794,290**

(22) Filed: **Jun. 11, 2021**

(51) **LOC (14) Cl.** **14-01**

(52) **U.S. Cl.**
USPC **D14/197**

(58) **Field of Classification Search**
USPC D14/167, 168, 170–172, 188, 194–197, D14/203.1–203.8, 204, 209.1, 210–217, D14/219, 221, 222, 224, 239, 496, 175, D14/198

CPC B60R 11/0217; G06F 1/1688; G10K 9/22; G10K 11/004; H03F 1/327; H04M 1/03; H04M 1/035; H04N 5/642; H04N 21/4852; H04R 1/02; H04R 1/06; H04R 1/021; H04R 1/025; H04R 1/026; H04R 1/028; H04R 1/105; H04R 1/323; H04R 1/403; H04R 1/2803; H04R 1/2834; H04R 5/02; H04R 7/20; H04R 9/06; H04R 9/025; H04R 2201/021; H04R 2400/00; H04R 2400/07; H04R 2499/11; H04R 2499/13; H04R 2499/15; H04S 3/00; H04S 7/30

See application file for complete search history.

(56) **References Cited**

U.S. PATENT DOCUMENTS

D250,025 S * 10/1978 Stout D14/217
D259,565 S * 6/1981 Watanabe D14/197
D283,710 S * 5/1986 Wysong D14/198
D502,696 S * 3/2005 Ishibashi D14/188

D508,478 S * 8/2005 Nakajima D14/188
D578,505 S * 10/2008 Tejima D14/188
D585,374 S * 1/2009 Kim D13/123
D613,270 S * 4/2010 Cooper D13/123
D662,910 S * 7/2012 Warden D14/188
D665,379 S * 8/2012 Behringer D14/193
D665,773 S * 8/2012 Behringer D14/193
D682,251 S * 5/2013 Behringer D14/188
D721,738 S * 1/2015 Hochman D14/496
D810,043 S * 2/2018 Suzuki D14/188
D810,044 S * 2/2018 Ohmachi D14/188
D856,299 S * 8/2019 Kuramoto D14/188
D871,364 S * 12/2019 Lundgard D14/188
D881,836 S * 4/2020 McWilliam D14/188
D906,277 S * 12/2020 Viktorovych D14/188

OTHER PUBLICATIONS

Amazon—PreSonus Store; PreSonus Studio . . . Audio Interface . . . ; [online] ‘www.amazon.com/dp/B07L9MWWDK’; dated Jan. 24, 2019; accessed Sep. 28, 2022; 4pgs. (Year: 2019).*

* cited by examiner

Primary Examiner — Keli L Hill

(57) **CLAIM**

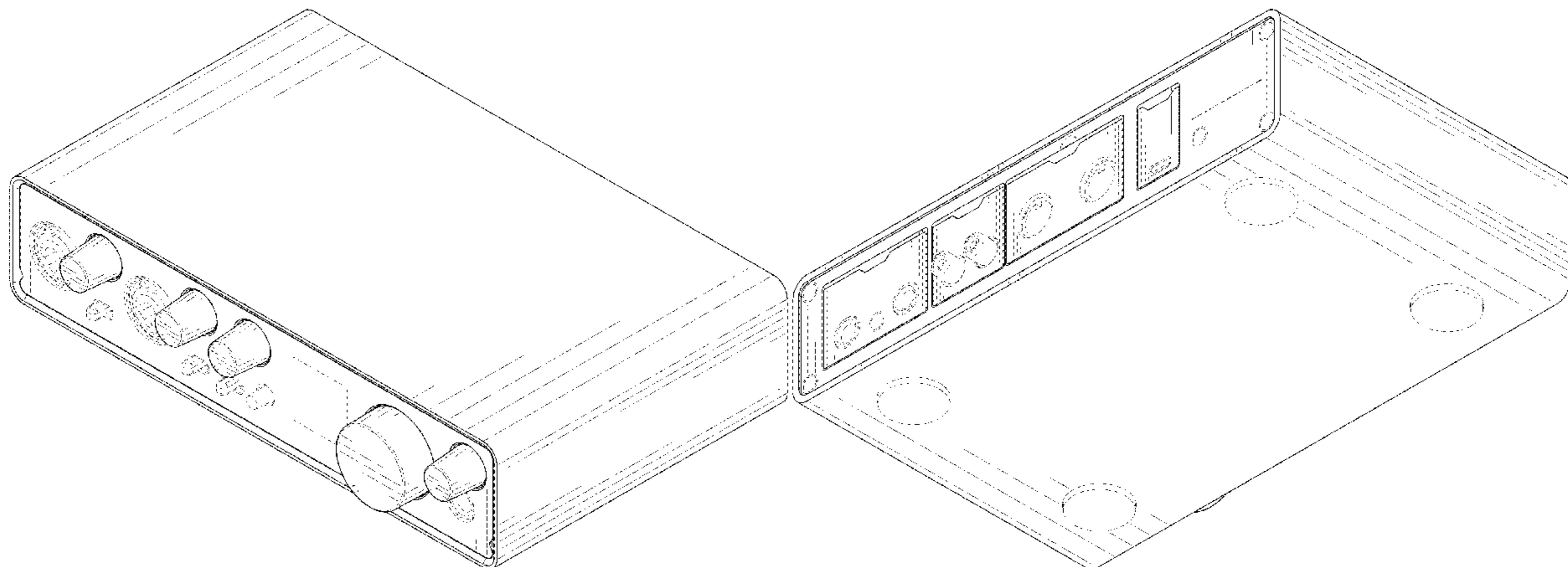
The ornamental design for an audio interface, as shown and described.

DESCRIPTION

FIG. 1 is a front and top perspective view of an audio interface showing my new design; FIG. 2 is a rear and bottom perspective view thereof; FIG. 3 is a front elevation view thereof; FIG. 4 is a rear elevation view thereof; FIG. 5 is a left side elevation view thereof; FIG. 6 is a right side elevation view thereof; FIG. 7 is a top plan view thereof; and, FIG. 8 is a bottom plan view thereof.

The broken lines in the figures illustrate portions of the audio interface that form no part of the claimed design.

1 Claim, 8 Drawing Sheets



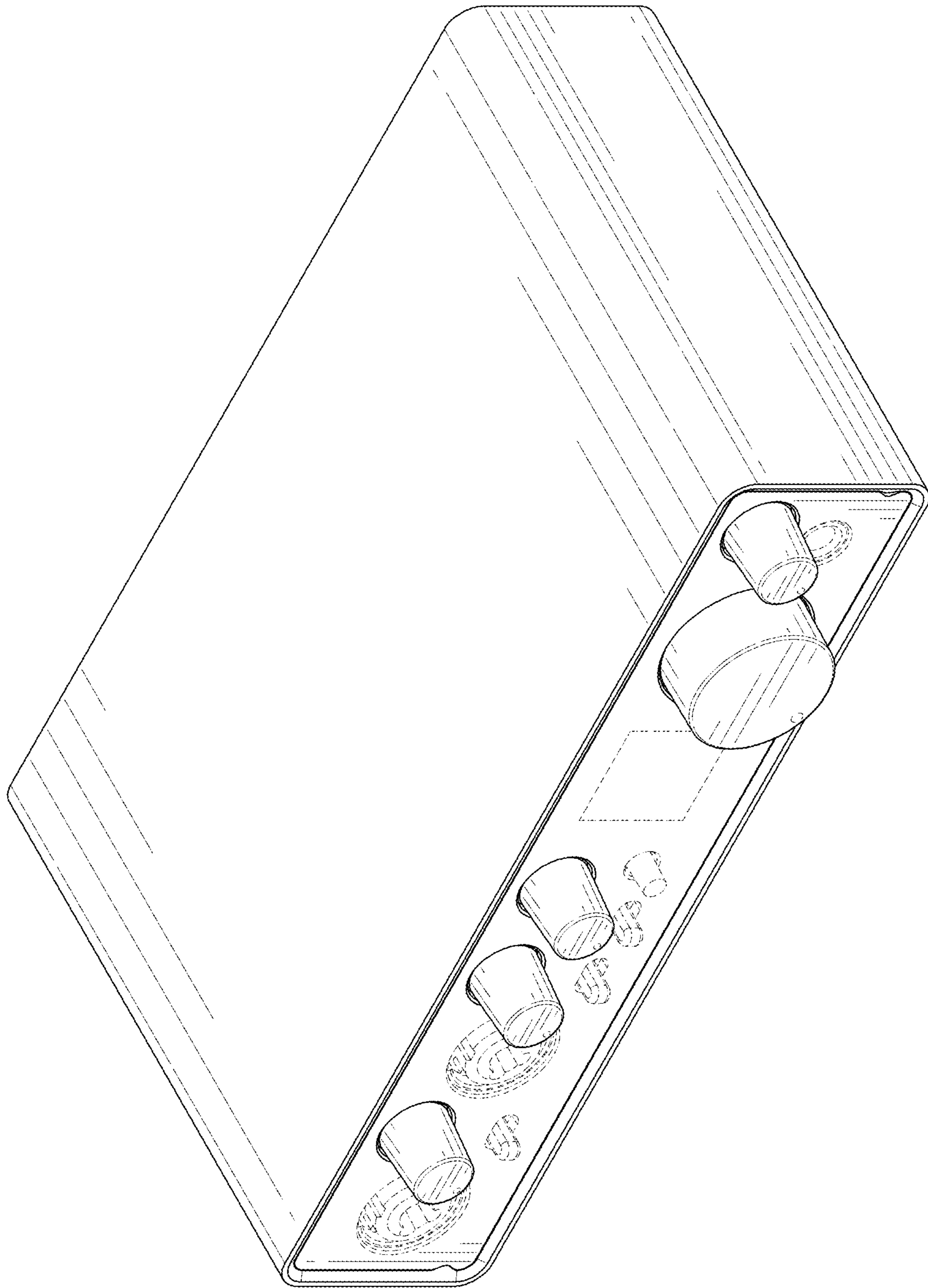


FIG. 1

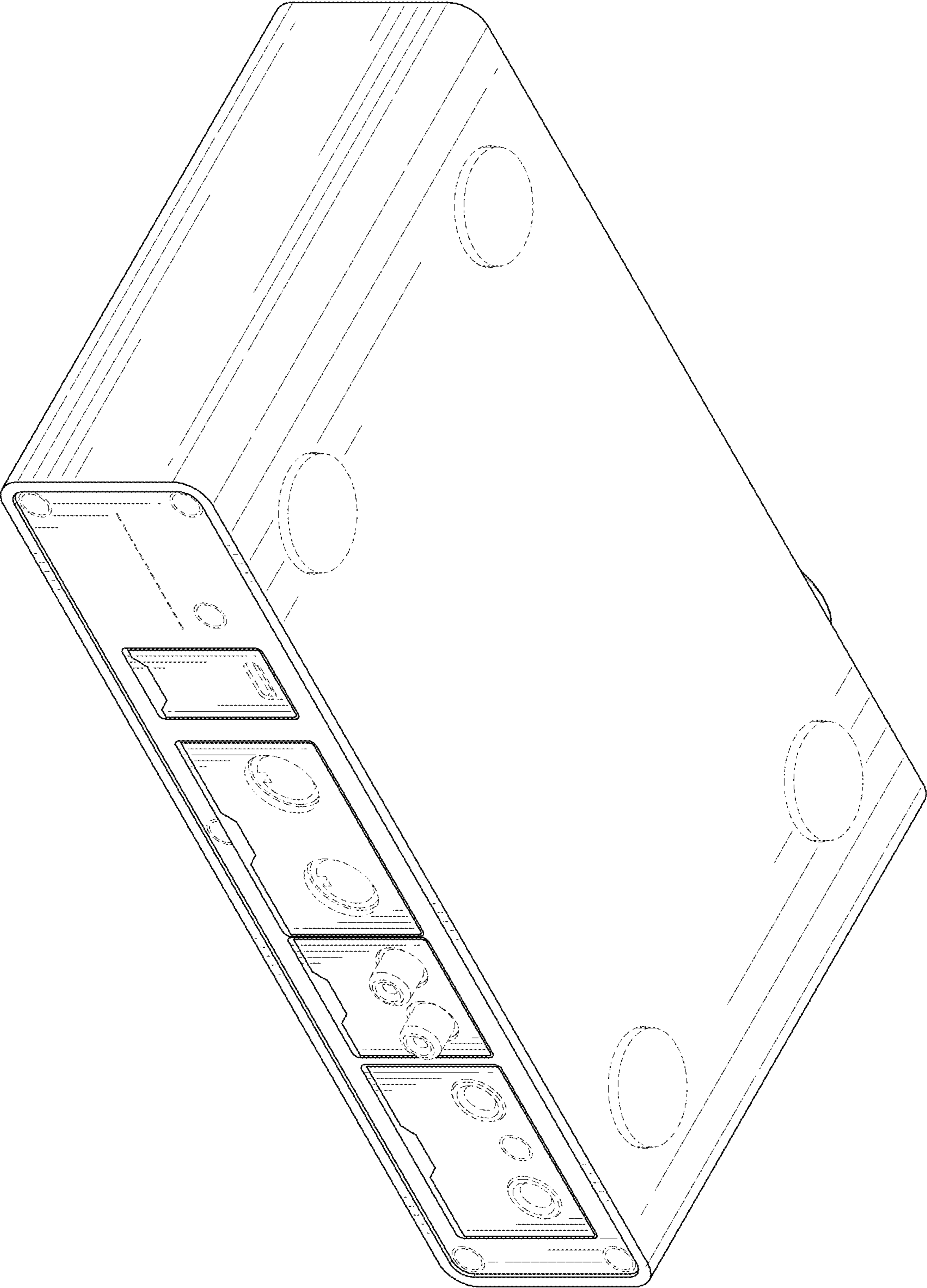


FIG. 2

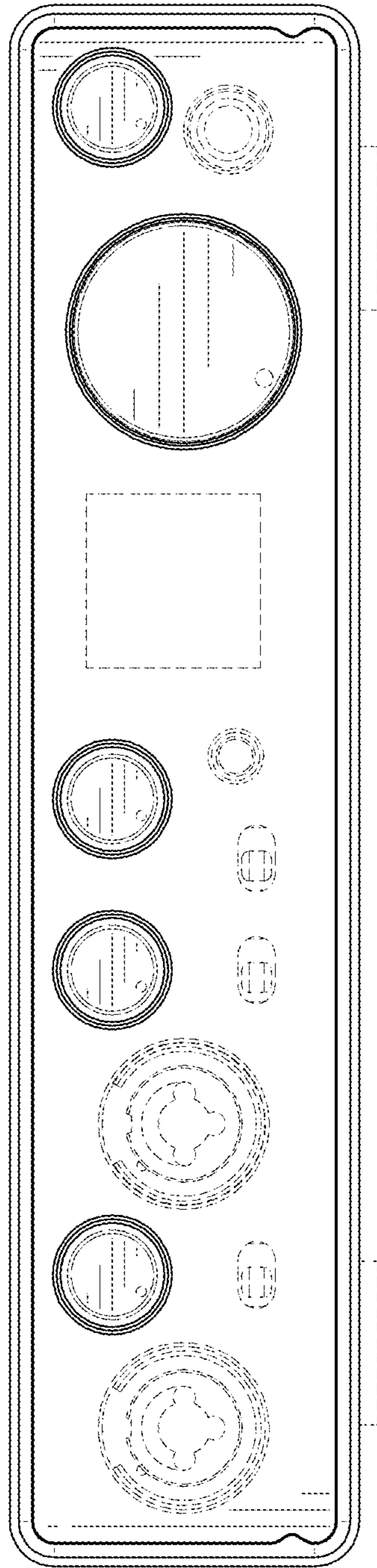


FIG. 3

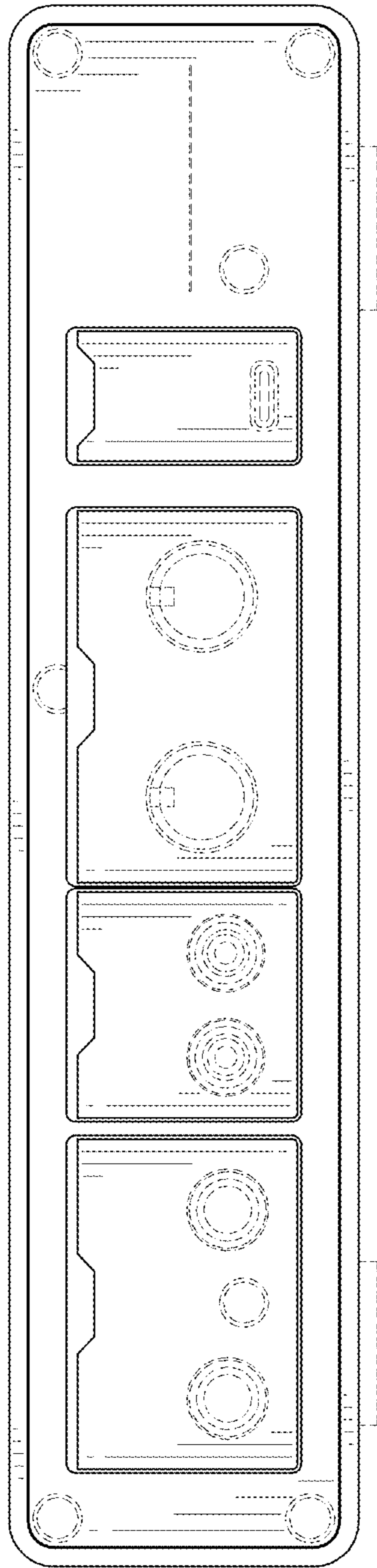


FIG. 4




FIG. 5




FIG. 6




FIG. 7

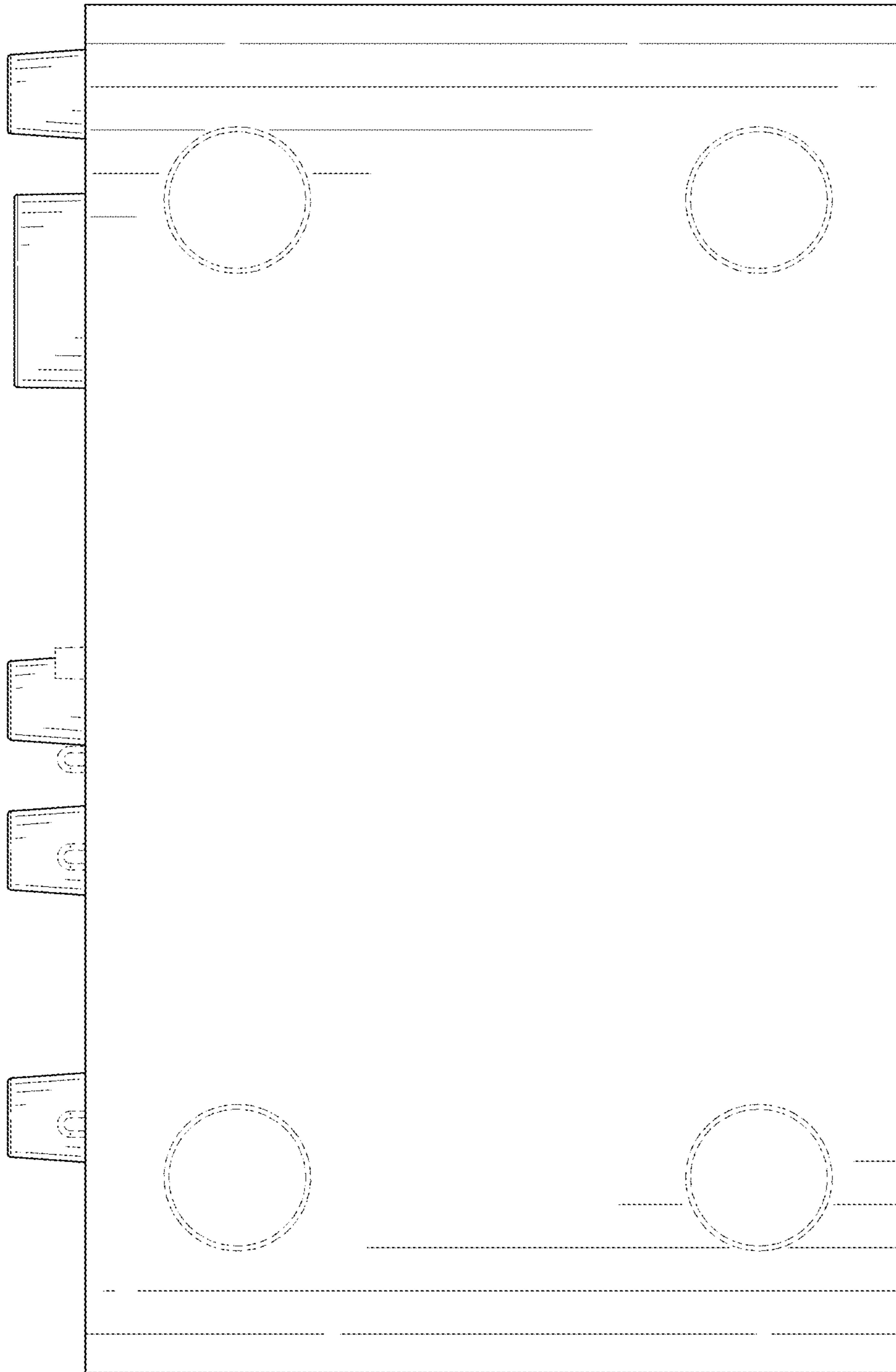


FIG. 8