US00D975658S

(12) United States Design Patent

Jacoby et al.

(10) Patent No.: US D975,658 S
(45) Date of Patent: ** *Jan. 17, 2023

(54) **CONTROL DEVICE**

(71) Applicant: **Lutron Technology Company LLC**, Coopersburg, PA (US)

(72) Inventors: **Elliot G. Jacoby**, Glenside, PA (US); **Jason C. Killo**, Emmaus, PA (US); **Brad Michael Kreschollek**, Bethlehem, PA (US); **Noel Mayo**, Philadelphia, PA (US)

(73) Assignee: **Lutron Technology Company LLC**, Coopersburg, PA (US)

(*) Notice: This patent is subject to a terminal disclaimer.

(**) Term: **15 Years**

(21) Appl. No.: **29/812,628**

(22) Filed: **Oct. 22, 2021**

Related U.S. Application Data

(63) Continuation of application No. 29/736,216, filed on May 28, 2020, now abandoned, which is a continuation of application No. 29/633,318, filed on Jan. 12, 2018, now Pat. No. Des. 887,369, which is a continuation of application No. 29/502,399, filed on Sep. 16, 2014, now Pat. No. Des. 813,828.

(51) **LOC (14) Cl.** **13-03**

(52) **U.S. Cl.**
USPC **D13/164**

(58) **Field of Classification Search**
USPC D13/162, 164, 171, 177
CPC .. H01H 3/12; H01H 9/02; H01H 9/16; H01H 9/18; H01H 9/181; H01H 9/182; H01H 13/04; H01H 13/14; H01H 2009/187; H05B 39/02; H05B 39/04; H05B 39/085; H05B 39/086; H05B 39/088
See application file for complete search history.

(56) **References Cited**

U.S. PATENT DOCUMENTS

D262,261	S	12/1981	Schumacher et al.
D297,726	S	9/1988	Araki
5,036,168	A	7/1991	Kikuchi et al.
D331,741	S	12/1992	Fujiyoshi
D331,742	S	12/1992	Fujiyoshi
D335,867	S	5/1993	Rowen
D337,755	S	7/1993	Rowen et al.
D344,068	S	2/1994	Adams et al.
D391,553	S	3/1998	Okada
D404,014	S	1/1999	Barnard et al.
D421,246	S	2/2000	Mayo et al.
D437,585	S	2/2001	Mayo et al.
D450,043	S	11/2001	Mosebrook
D453,742	S	2/2002	Butler et al.
D456,783	S	5/2002	Mayo et al.
D465,460	S	11/2002	Mayo et al.
D466,090	S	11/2002	Bennett et al.
6,535,202	B1	3/2003	Amari et al.
D477,577	S	7/2003	Mayo et al.
D487,429	S	3/2004	Bennett et al.
D533,844	S	12/2006	Larson et al.
D539,234	S	3/2007	Blair et al.
D543,951	S	6/2007	Blair et al.
D544,450	S	6/2007	Mierta et al.
D546,296	S	7/2007	Blair et al.
D552,042	S	10/2007	Mayo et al.
D553,583	S	10/2007	Xu
D553,584	S	10/2007	Mierta et al.
D558,686	S	1/2008	Bhate et al.
D566,658	S	4/2008	Mayo et al.
D567,767	S	4/2008	Hewson et al.
7,361,853	B2	4/2008	Clegg et al.
D572,202	S	7/2008	Jacoby et al.
D572,666	S	7/2008	Biery et al.
D573,956	S	7/2008	Hollner et al.
D574,787	S	8/2008	Hollner
D592,607	S	5/2009	Felegy, Jr. et al.
D592,611	S	5/2009	Altonen et al.
D598,399	S	8/2009	Mayo et al.
7,571,663	B2	8/2009	Vigil
D606,030	S	12/2009	Felegy, Jr. et al.
D614,146	S	4/2010	Felegy, Jr. et al.
D614,588	S	4/2010	Snyder et al.
D624,881	S	10/2010	Altonen et al.
D627,309	S	11/2010	Snyder et al.
D631,854	S	2/2011	Blair et al.
D633,448	S	3/2011	Biery et al.
D633,874	S	3/2011	Feldstein et al.
D636,347	S	4/2011	Felegy, Jr. et al.

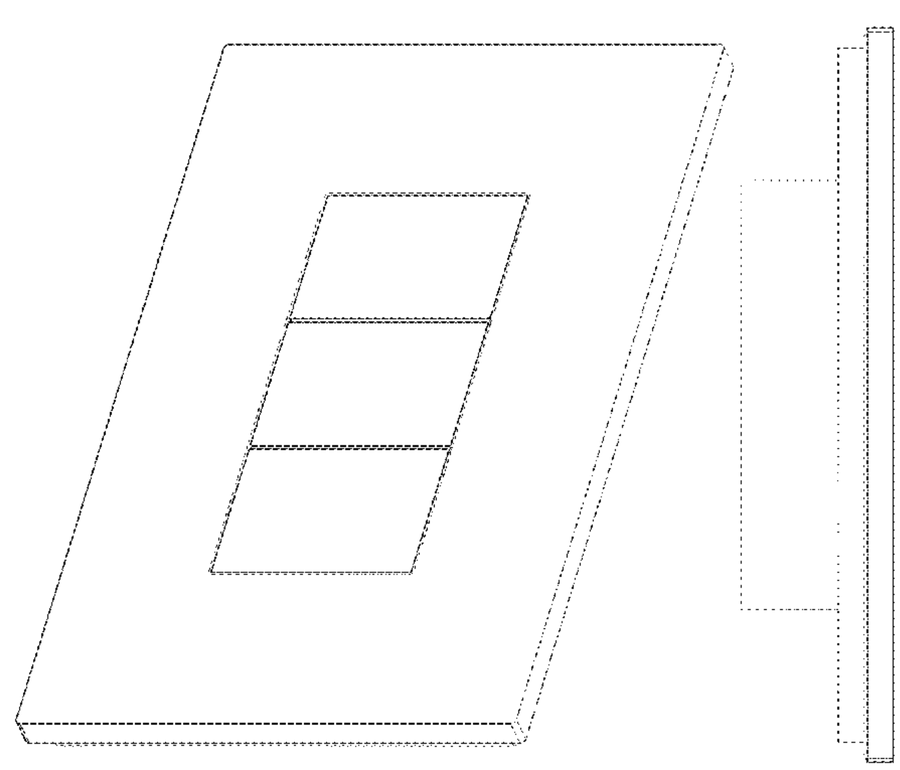

D638,375	S		5/2011	Clymer et al.
D649,123	S		11/2011	Jacoby et al.
D649,124	S		11/2011	Jacoby et al.
D649,520	S		11/2011	Jacoby et al.
D655,254	S		3/2012	Jacoby et al.
D666,978	S		9/2012	Felegy, Jr. et al.
8,289,192	B2		10/2012	O'Donnell
D673,510	S		1/2013	Felegy, Jr. et al.
D694,196	S		11/2013	Felegy, Jr. et al.
D694,197	S		11/2013	Felegy, Jr. et al.
D694,198	S		11/2013	Felegy, Jr. et al.
D694,716	S		12/2013	Felegy, Jr. et al.
D706,731	S		6/2014	Altonen et al.
D706,732	S		6/2014	Altonen et al.
D707,191	S		6/2014	Altonen et al.
D708,587	S		7/2014	Sloan
D711,837	S		8/2014	Clymer et al.
D714,234	S		9/2014	Altonen et al.
D714,736	S		10/2014	O'Donnell
D720,306	S		12/2014	Altonen et al.
D722,982	S		2/2015	Lind, III et al.
D726,663	S		4/2015	Clymer et al.
D733,076	S	*	6/2015	Jacoby D13/164
D734,277	S	*	7/2015	Jacoby D13/164
D737,154	S		8/2015	Jacoby et al.
9,334,949	B2		5/2016	Fett et al.
D762,590	S		8/2016	Clymer et al.
D767,513	S	*	9/2016	Jacoby D13/164
D768,582	S	*	10/2016	Jacoby D13/164
D770,393	S		11/2016	Jacoby et al.
D770,394	S		11/2016	Spira
D781,247	S		3/2017	Hoffknecht et al.
D793,348	S		8/2017	Gage et al.
D795,202	S	*	8/2017	Dimberg D13/168
D797,685	S		9/2017	Mosolygo
D799,997	S		10/2017	Jacoby et al.
D800,669	S		10/2017	Poulheim et al.
D800,672	S		10/2017	Poulheim et al.
D803,167	S		11/2017	Jacoby et al.
D803,793	S	*	11/2017	Jacoby D13/164
D813,828	S		3/2018	Jacoby et al.
D815,607	S		4/2018	Ubirajara Silva
9,976,647	B2		5/2018	Onishi
D832,226	S		10/2018	Poulheim et al.
D834,536	S		11/2018	Poulheim et al.
D834,539	S		11/2018	Poulheim et al.
D835,051	S		12/2018	Poulheim et al.
D837,749	S		1/2019	Liao et al.
D856,940	S		8/2019	Jacoby et al.
10,535,478	B1		1/2020	Chu
10,605,354	B2		3/2020	Kim et al.
D887,369	S	*	6/2020	Jacoby D13/164
D887,370	S	*	6/2020	Jacoby D13/164
D887,371	S	*	6/2020	Jacoby D13/164
D887,372	S	*	6/2020	Jacoby D13/164
10,675,974	B2		6/2020	Mayville et al.
D899,383	S	*	10/2020	Dimberg D13/168
D929,350	S	*	8/2021	Dimberg D13/168
2009/0251352	A1	*	10/2009	Altonen H01H 9/02 341/176
2016/0073467	A1		3/2016	McDonald et al.
2017/0053753	A1	*	2/2017	Adams B41M 5/24
2019/0066948	A1		2/2019	Okada
2019/0180961	A1		6/2019	Miyaoka et al.

FOREIGN PATENT DOCUMENTS

CA	123790	6/2009
DE	G 92 14 324.5	2/1993

OTHER PUBLICATIONS

SMARTHOMEBUS SB-3BS-EU 3 Button Switch Panel, Sep. 2011, 1 pg.; http://smarthomebus.com/dealers/Datasheets/3B%20%28%20Data%20Sheet%29. pdf.

SMART-G4 Control, 3B Smart-Bus 3 and 6 Button Switch Wall Panel; Sep. 2011, 5 pgs; https://www.smartg4control.com/products-1/3B-Smart-Bus-3-Button-Switch-Wall-Panel-SB-3BSEU-UPC-0610696254283-p62101637.

Smart-Bus 2 Button Switch Wall Panel—SB-2BS-EU; 1 pg.;2011;http://smarthomebus.com/Smart-Bus-2-Button-Switch-Wall-Panel-SB-2BS-EU-GTIN-UPC-EAN-0610696254283 .html.

Smart Home G4 Home automation—Smart-Bus 6 button Switch; Dec. 30, 2011; https://smarthomeg4.wordpress.com/.

Tagke Home Touch Switch Wall Switch Sensor Wall Switch, Mar. 20, 2019, 2 pgs.; https://www.amazon.com/Tagke-Stainless-Combined-Sensitive-Indicator/dp/B07NKDWW3Q/ref=sr_1_28?dchild=1&keyword=hotel%2Bscene%2Btouch%2Bswitch&qid=1618514515&sr=8-28&th=1.

Lutron Electronics Co., Inc., Stanza Hotel Guestroom Light Control Brochure, Feb. 20, 2008, 12 pages.

Lightolier, Specification Sheet for iGen DALI 4-Button Scene Controller Model No. DA-WS4SS-7, 2007, 2 pages.

Vantage Controls Inc., Vantage Online Binder, 2004, pp. 1, 3-4, 7, 33-34, 113.

Dynalite Intelligent Light Pty Ltd., Light News, Aug. 2005, 8 pages, issue 2.

Inncom, GS-700 Family Glass Series Switches Sell Sheet, Nov. 2008, 2 pages.

Lutron Electronics Co., Inc., Faceplate for Pico Wireless Controller Installation Sheet, Mar. 31, 2010, 2 sheets.

Basalte BVBA, Sentido KNX v3.1 Manual, 2012, pp. 1-3.

Bticino SPA, Matix Brochure, May 2009, 16 pages.

Steve May, "Create Custom Buttons with Laser Shark Engraving for RTI", Inside CI, Aug. 26, 2013, http://www.insideci.co.uk/create-custom-buttons-with-laser-shark-engraving-for-rti.aspx, captured Aug. 29, 2019, 2 pages.

Keypad Dimmer Owner's Manual 2334-222, INSTEON, Jul. 25, 2013, 24 pages.

* cited by examiner

Primary Examiner — Selina Sikder

(74) *Attorney, Agent, or Firm* — Saidman DesignLaw Group, LLC

(57) **CLAIM**

We claim the ornamental design for a control device, as shown and described.

DESCRIPTION

FIG. **1** is a perspective view of a control device showing our new design.

FIG. **2** is a front view thereof.

FIG. **3** is a left side view thereof.

FIG. **4** is a right side view thereof.

FIG. **5** is a top view thereof.

FIG. **6** is a bottom view thereof.

FIG. **7** is a perspective view of a control device showing a second embodiment of our new design.

FIG. **8** is a front view thereof, left side, right side, top, and bottom views, respectively, of the second embodiment being identical to the left side, right side, top, and bottom views of the first embodiment.

FIG. **9** is a perspective view of a control device showing a third embodiment of our new design.

FIG. **10** is a front view thereof.

FIG. **11** is a left side view thereof.

FIG. **12** is a right side view thereof.

FIG. **13** is a top view thereof.

FIG. **14** is a bottom view thereof.

FIG. **15** is a perspective view of a control device showing a fourth embodiment of our new design; and,

FIG. **16** is a front view thereof, left side, right side, top, and bottom views respectively, of the fourth embodiment being identical to the left side, right side, top, and bottom views of the third embodiment.

The rear views form no part of the design and are omitted.

The dashed broken lines depict structure or features which form no part of the claimed design. The dot-dash broken lines depict boundaries which form no part of the claimed design.

1 Claim, 12 Drawing Sheets

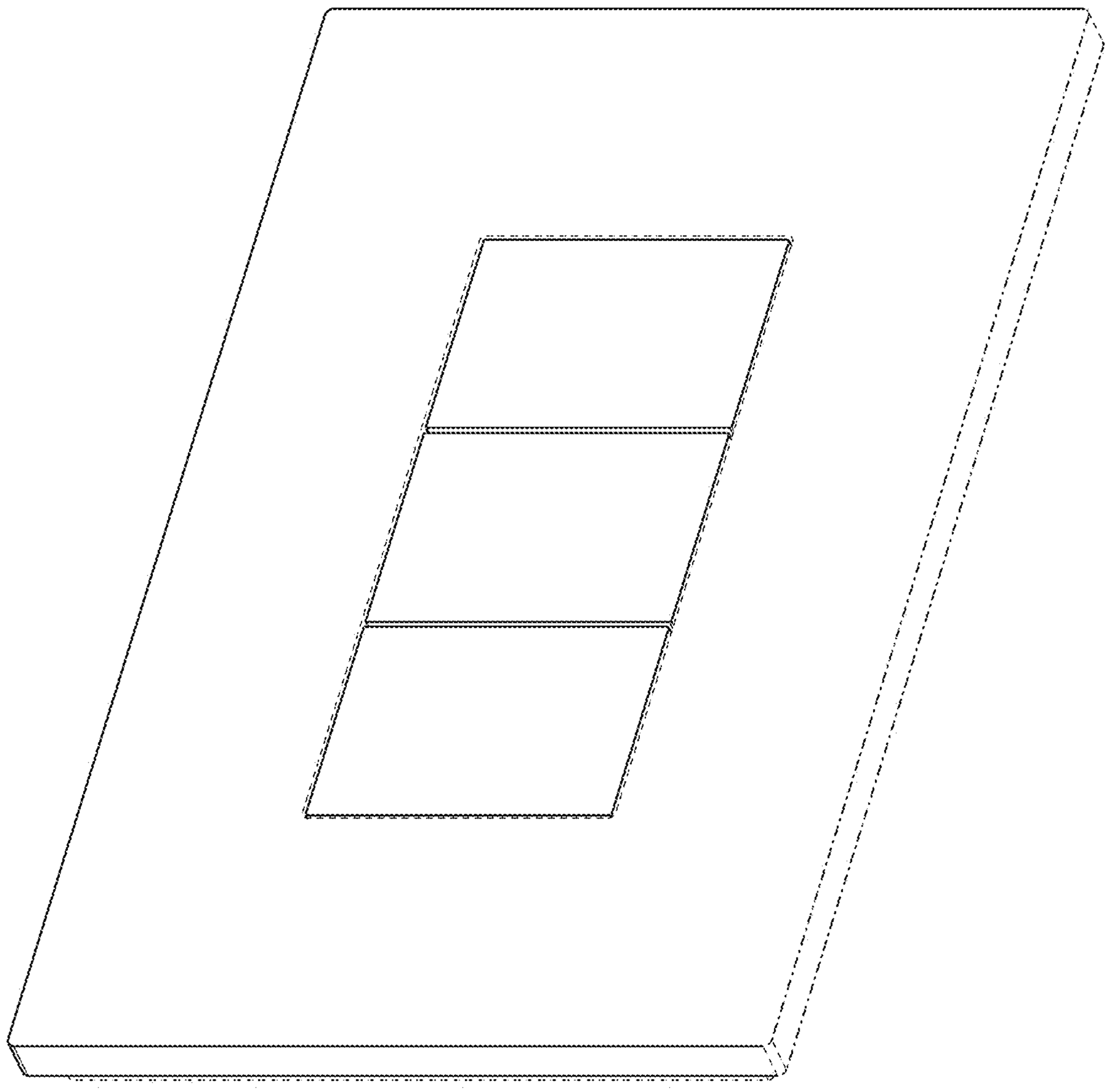

FIG. 1

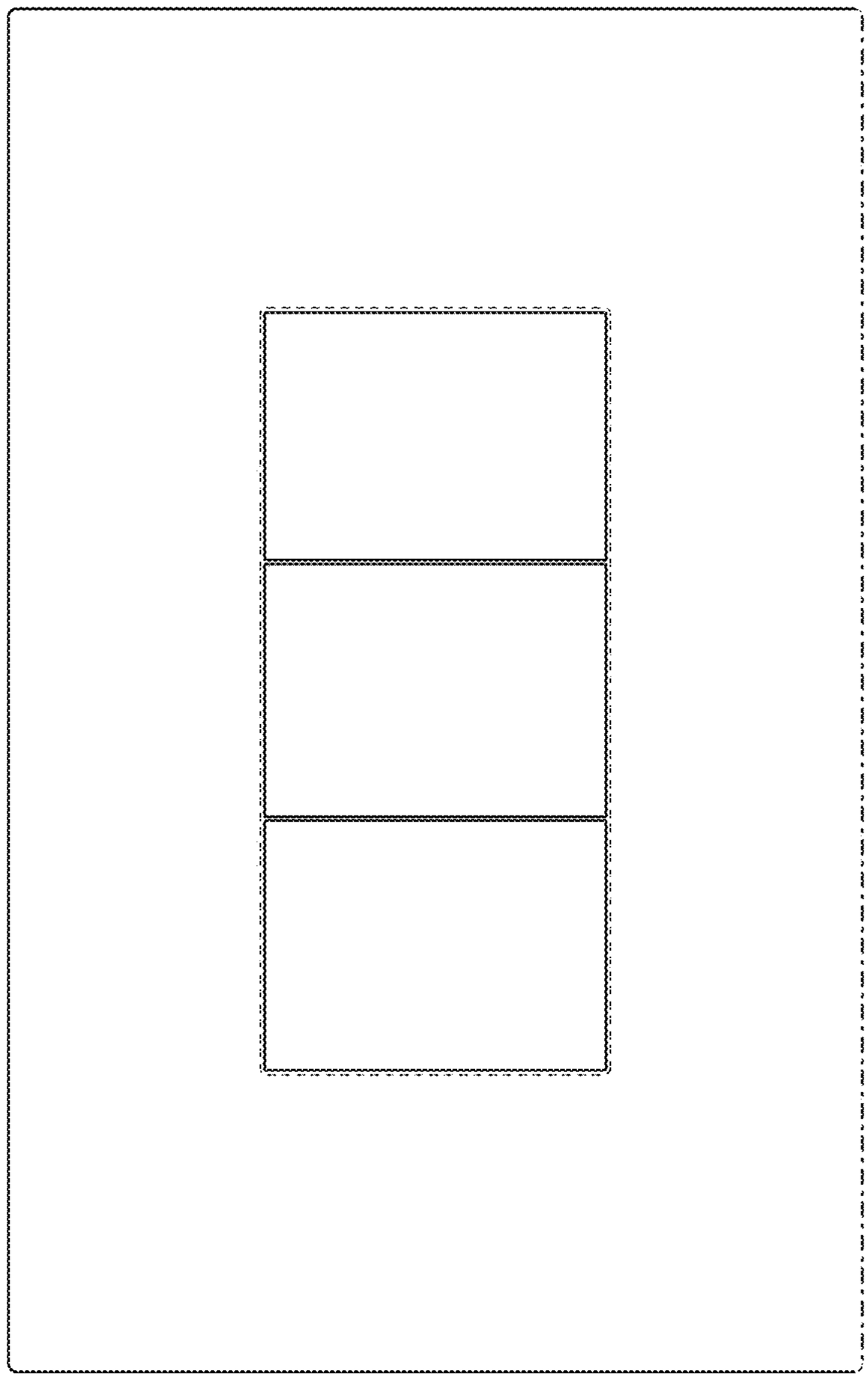

FIG. 2



FIG. 3



FIG. 4

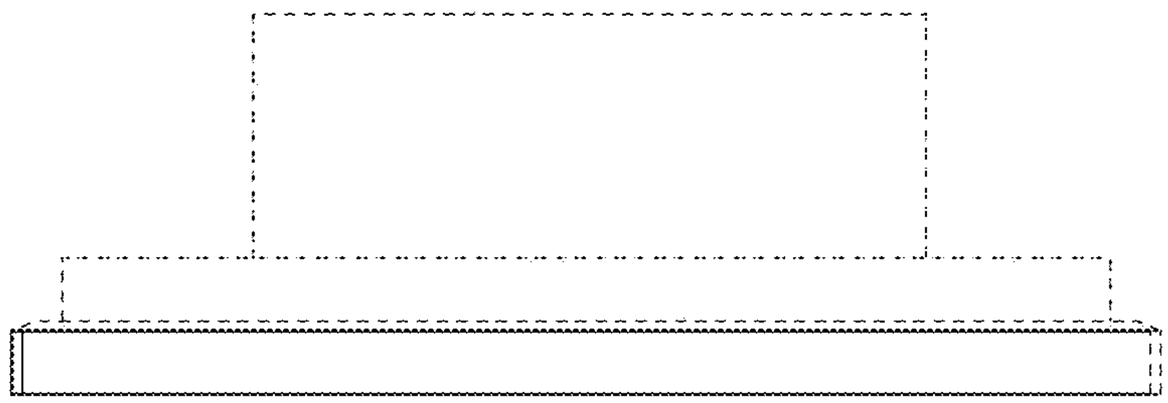

FIG. 5

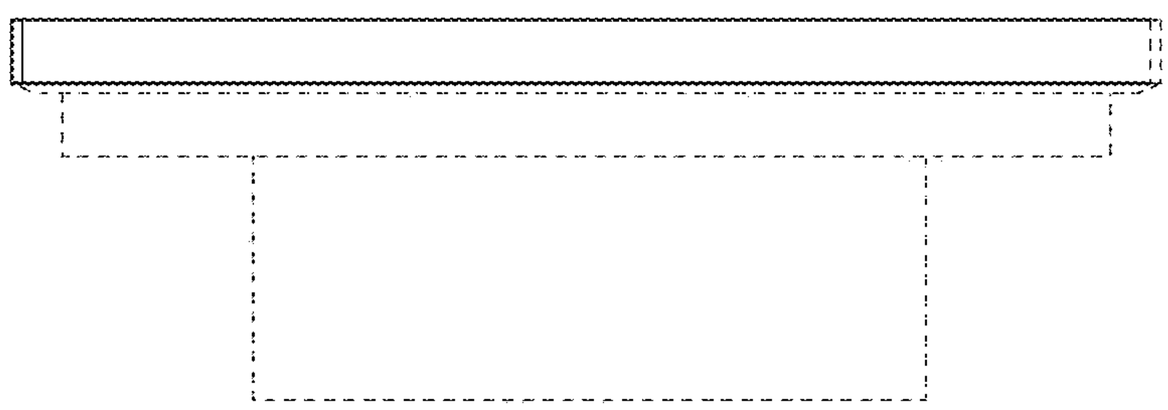

FIG. 6

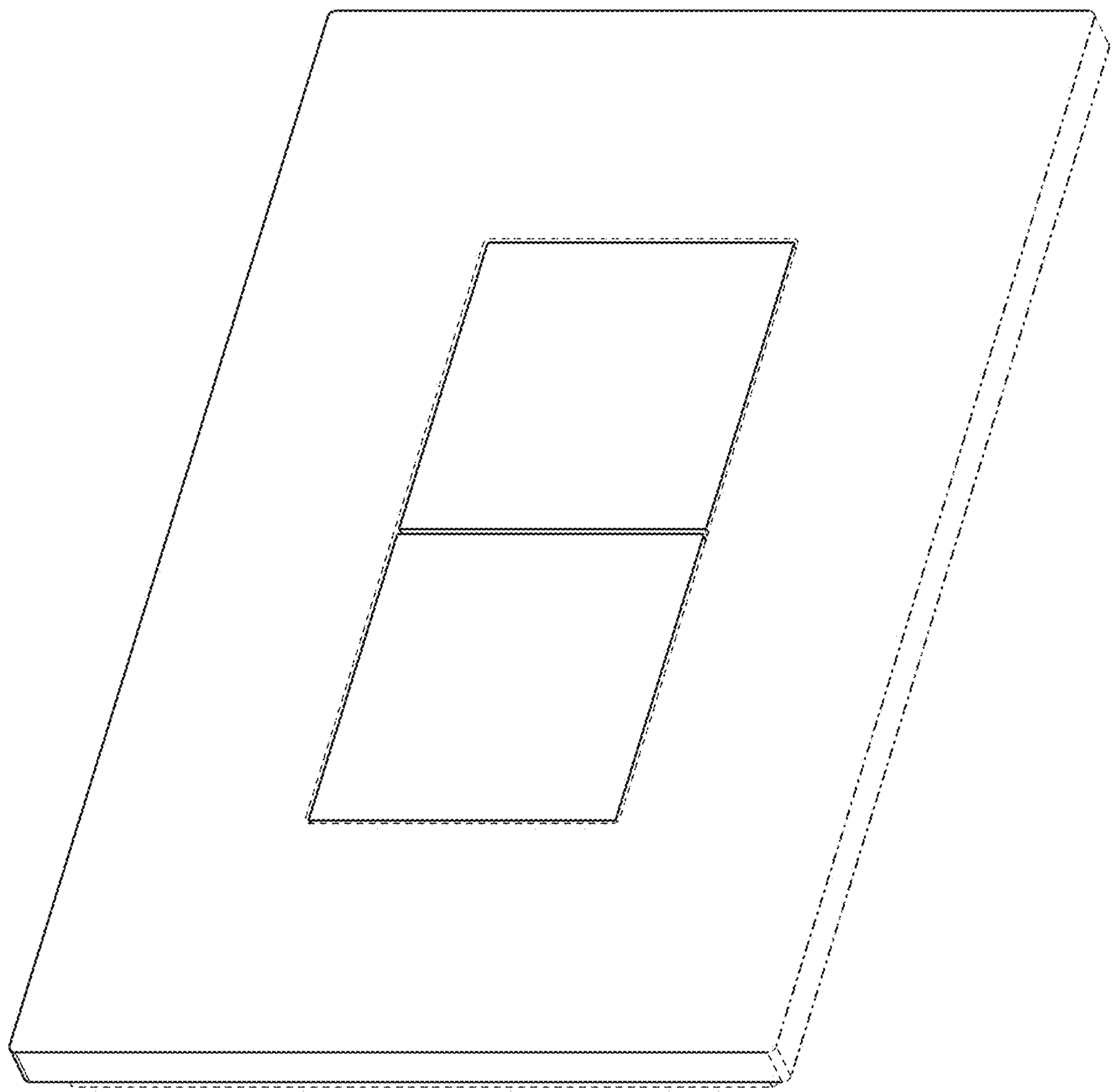

FIG. 7

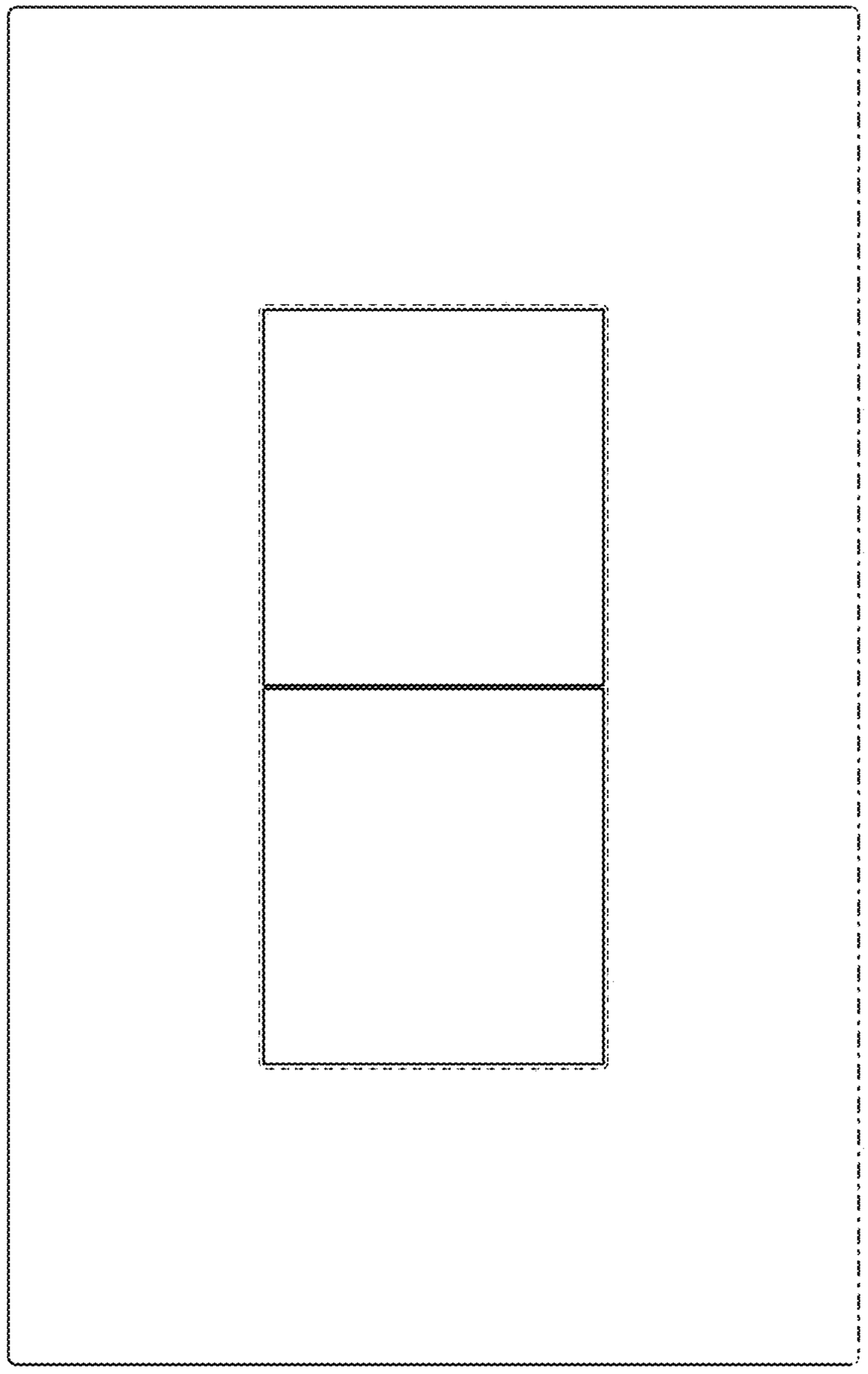

FIG. 8

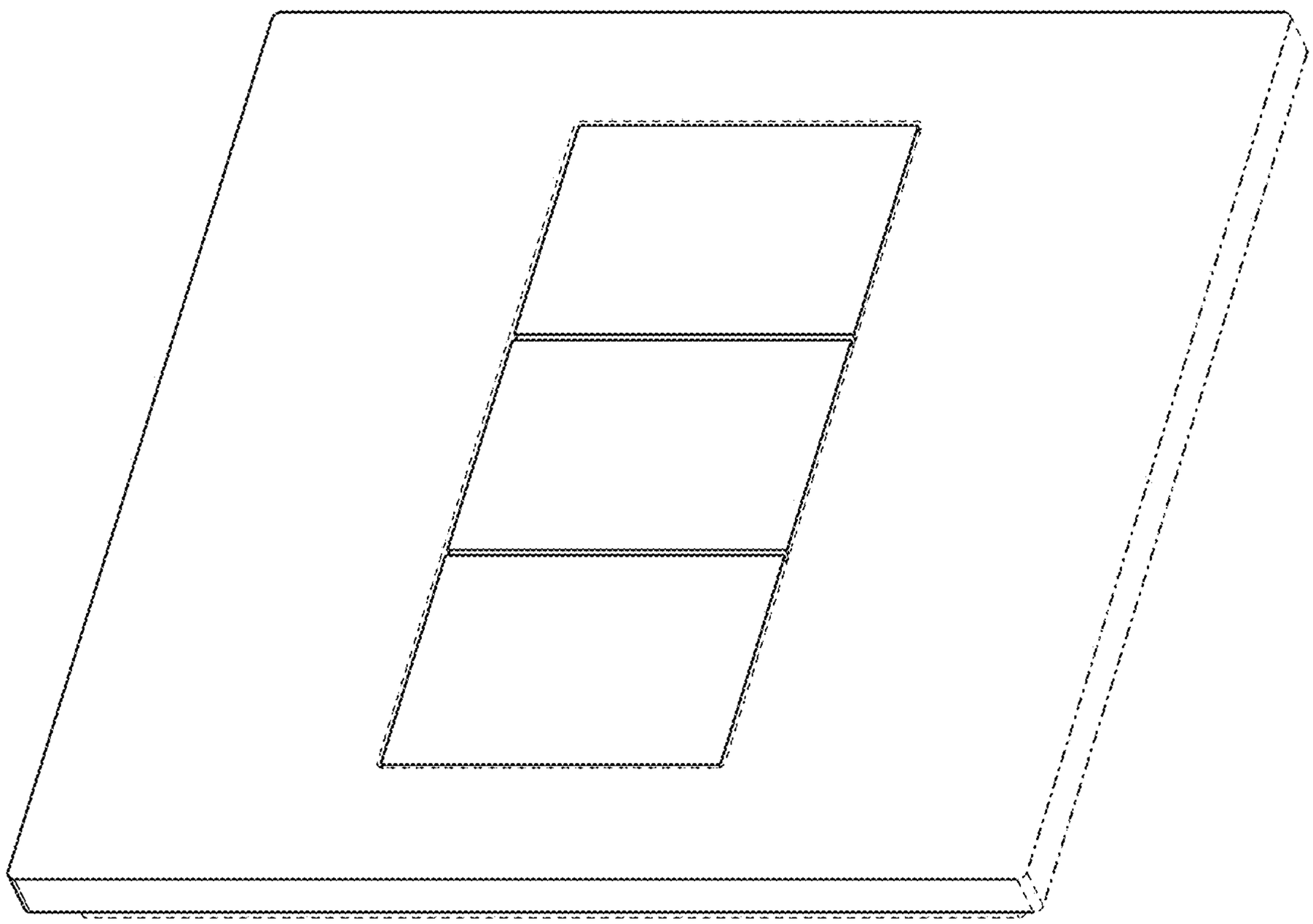

FIG. 9

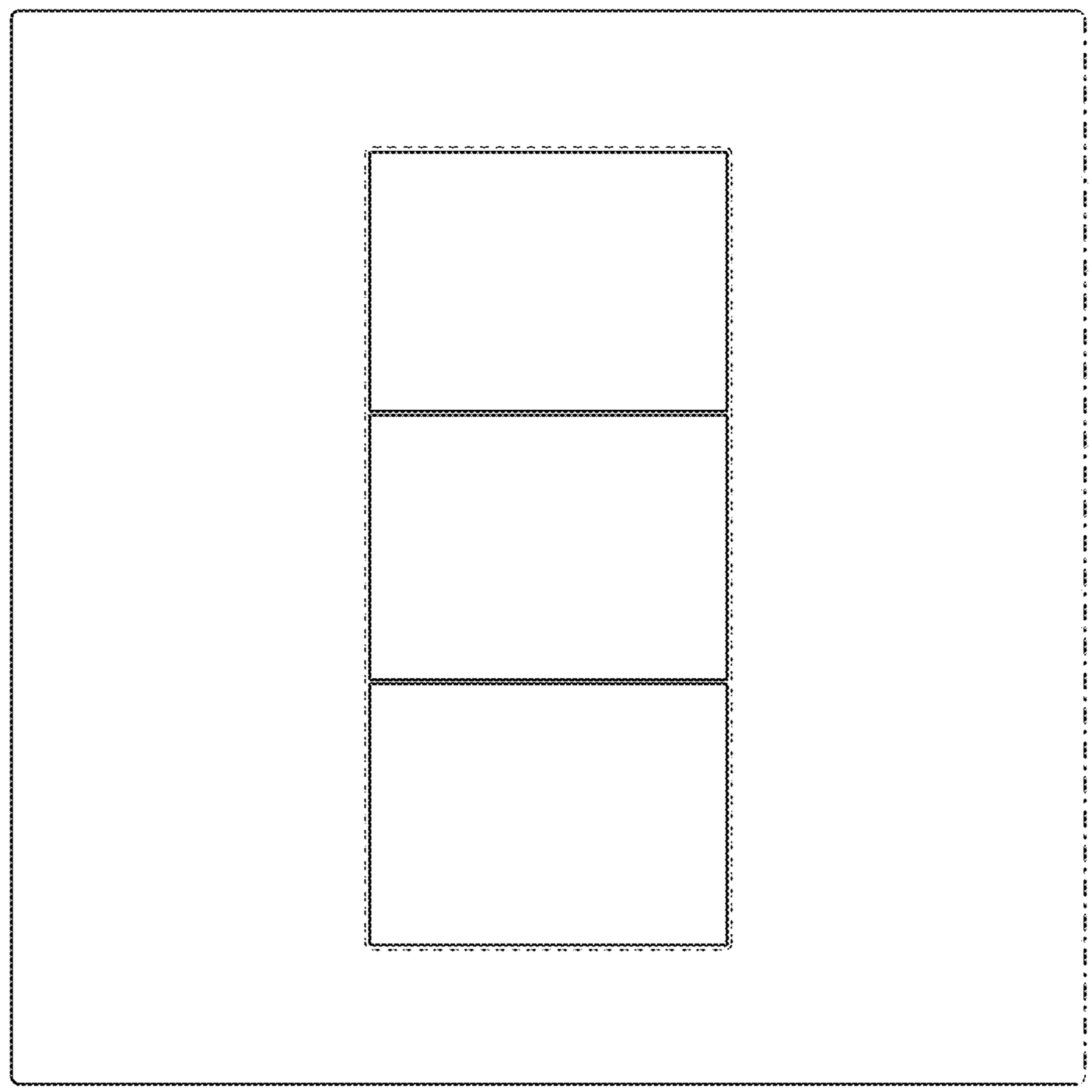

FIG. 10



FIG. 11



FIG. 12

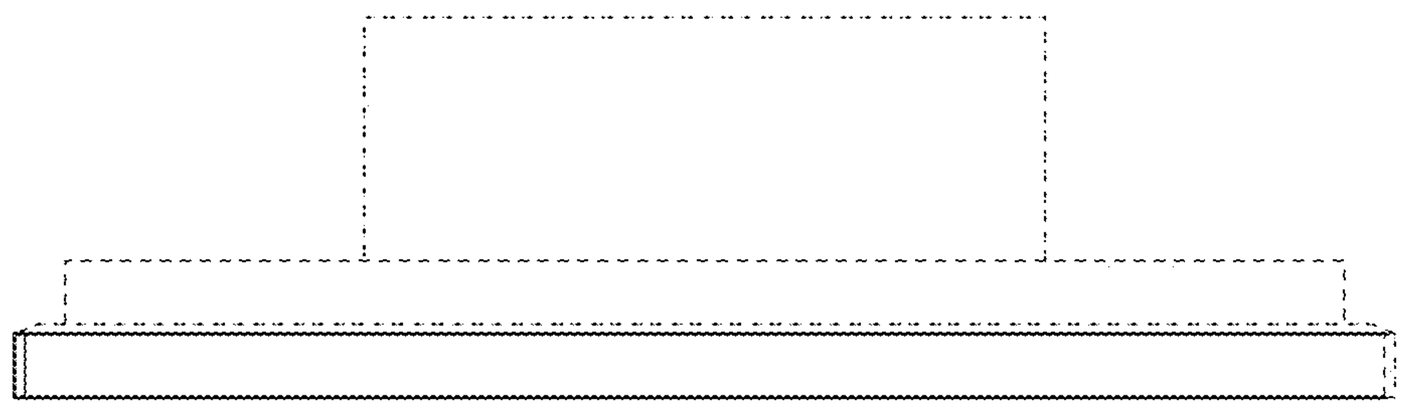

FIG. 13



FIG. 14

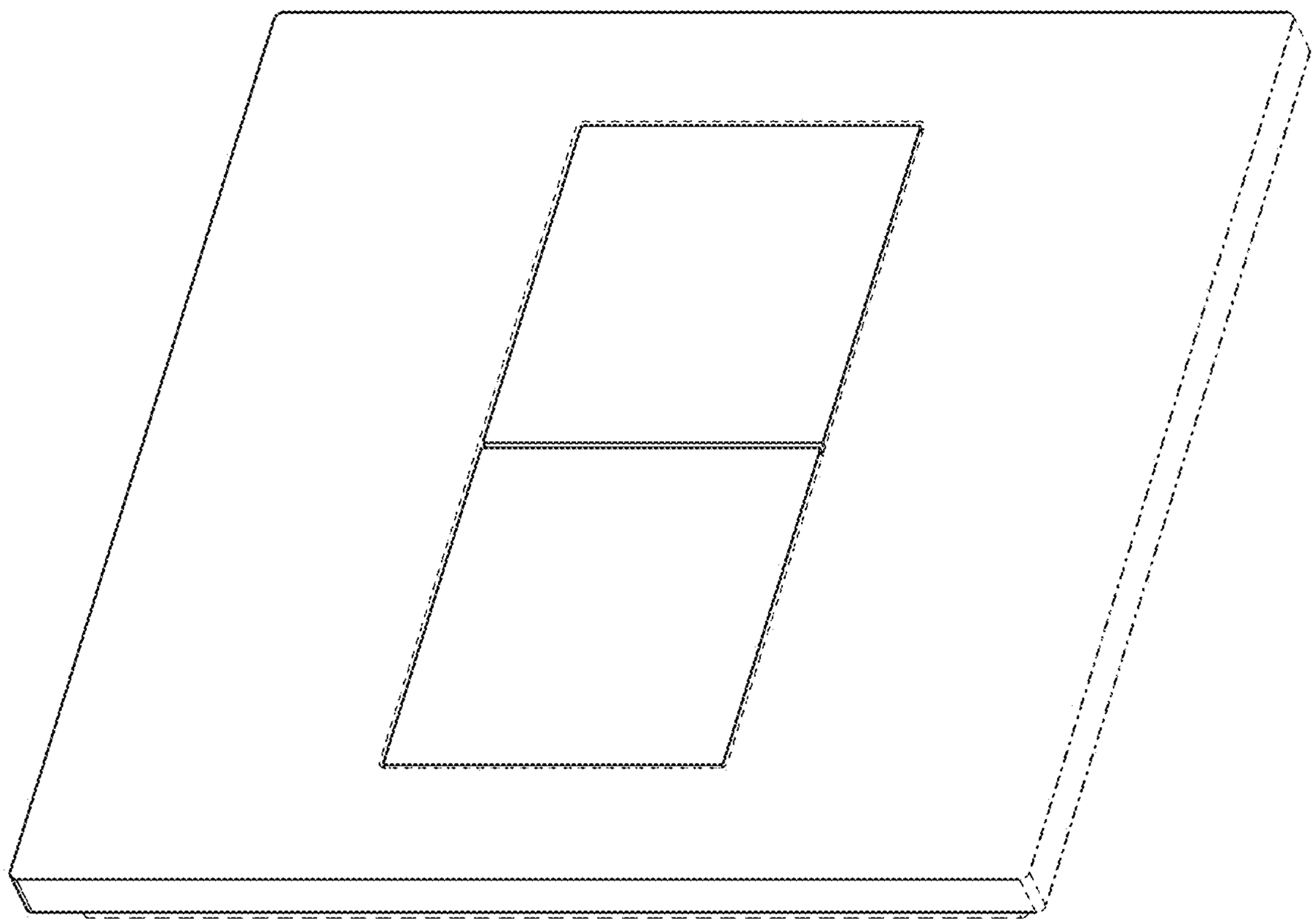

FIG. 15

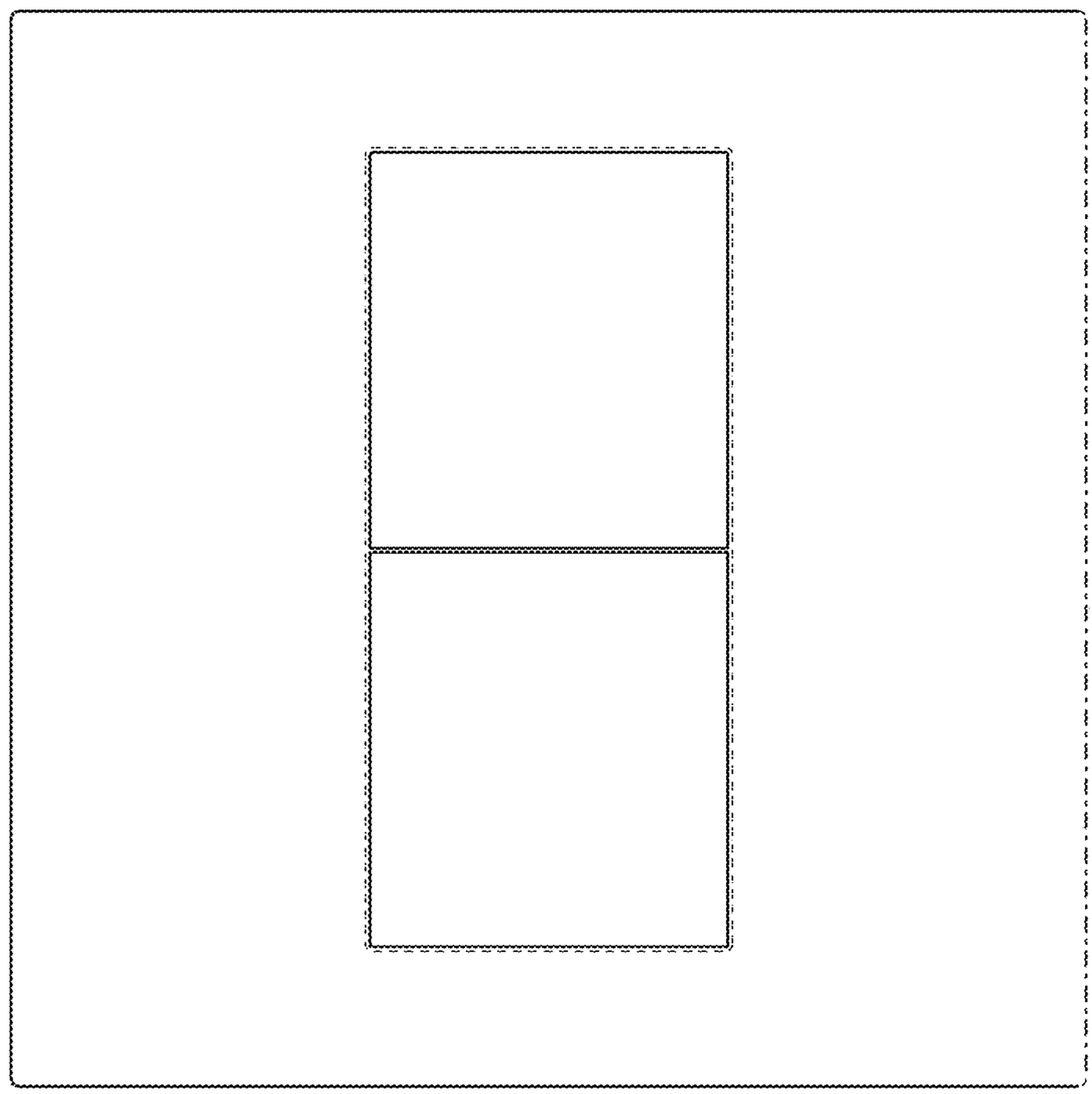

FIG. 16