



US00D975629S

(12) **United States Design Patent**
Wei

(10) **Patent No.:** **US D975,629 S**
(45) **Date of Patent:** **** Jan. 17, 2023**

(54) **SOLAR WIRELESS POWER BANK**

(71) Applicant: **Lili Wei**, Shanxi (CN)

(72) Inventor: **Lili Wei**, Shanxi (CN)

(**) Term: **15 Years**

(21) Appl. No.: **29/823,731**

(22) Filed: **Jan. 19, 2022**

(51) **LOC (14) Cl.** **13-02**

(52) **U.S. Cl.**
USPC **D13/102**

(58) **Field of Classification Search**
USPC D13/102, 101, 103, 107, 108, 110, 118,
D13/184, 199

CPC H01L 31/00; H01L 31/18; H01L 31/042;
H01L 31/045; H01L 31/048; H01L
31/052; H01L 31/054; H01L 31/0475;
H01L 31/0485; H01M 10/052; H01M
10/465; H02S 30/10; H02S 30/20; H02S
10/40; H02S 40/42; Y02E 10/50; Y02E
10/52; Y10S 136/291; Y10S 136/293;
H02J 7/355; G06F 1/1628; F21S 8/006;
F21V 21/06; F21V 21/12
See application file for complete search history.

(56) **References Cited**

U.S. PATENT DOCUMENTS

4,786,851 A * 11/1988 Fuji H02J 7/35
136/258
D391,921 S * 3/1998 Zimmer D13/102

D582,842 S * 12/2008 Wei D13/102
D708,570 S * 7/2014 Martin D13/102
D812,553 S * 3/2018 Anderson D13/102
D836,064 S * 12/2018 Liu D13/102
D917,391 S 4/2021 Su
D918,828 S * 5/2021 Liu D13/102
D931,806 S 9/2021 Chen
2010/0109599 A1 * 5/2010 Lin H02J 7/35
320/101

* cited by examiner

Primary Examiner — Derrick E Holland

(74) *Attorney, Agent, or Firm* — Che-Yang Chen; Law
Office of Michael Chen

(57) **CLAIM**

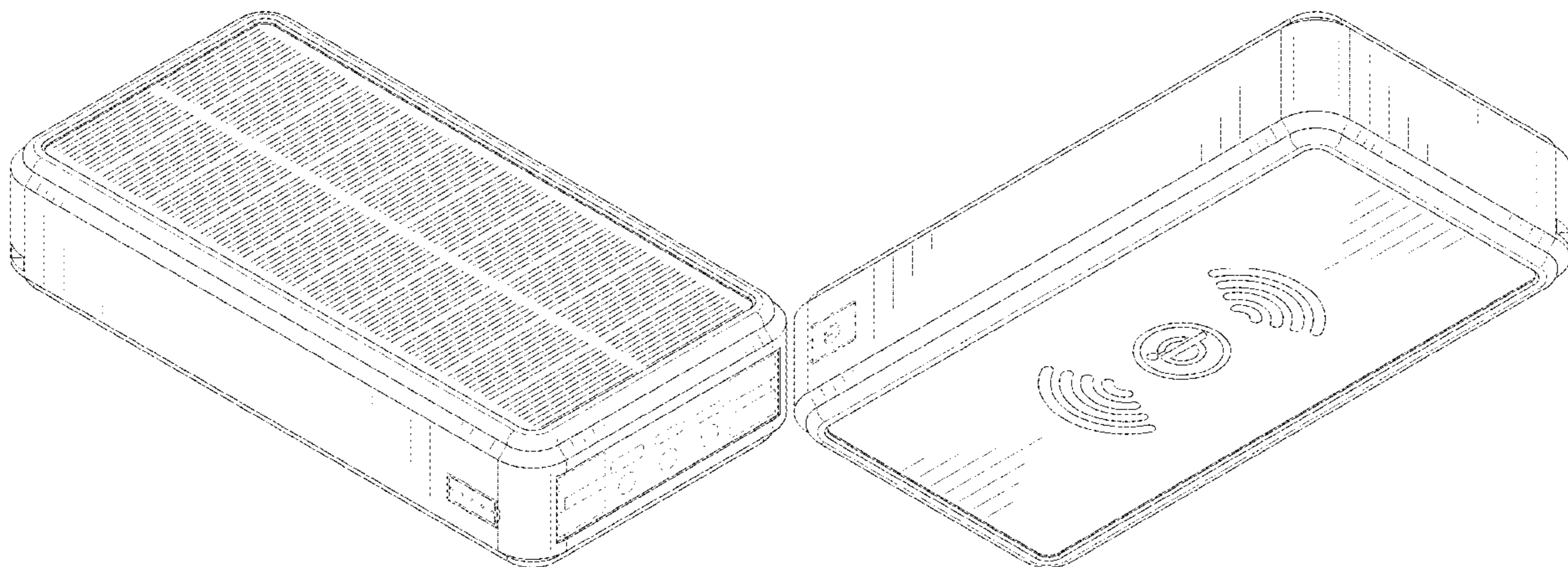
The ornamental design for a solar wireless power bank, as
shown and described.

DESCRIPTION

FIG. 1 is a perspective view of a solar wireless power bank
showing my new design;
FIG. 2 is a perspective view thereof from another angle;
FIG. 3 is a front elevational view thereof;
FIG. 4 is a rear elevational view thereof;
FIG. 5 is a left side elevational view thereof;
FIG. 6 is a right side elevational view thereof;
FIG. 7 is a top plan view thereof; and,
FIG. 8 is a bottom plan view thereof.

The broken lines shown in the drawings are included for the
purpose of illustrating portions of the solar wireless power
bank that form no part of the claimed design.

1 Claim, 8 Drawing Sheets



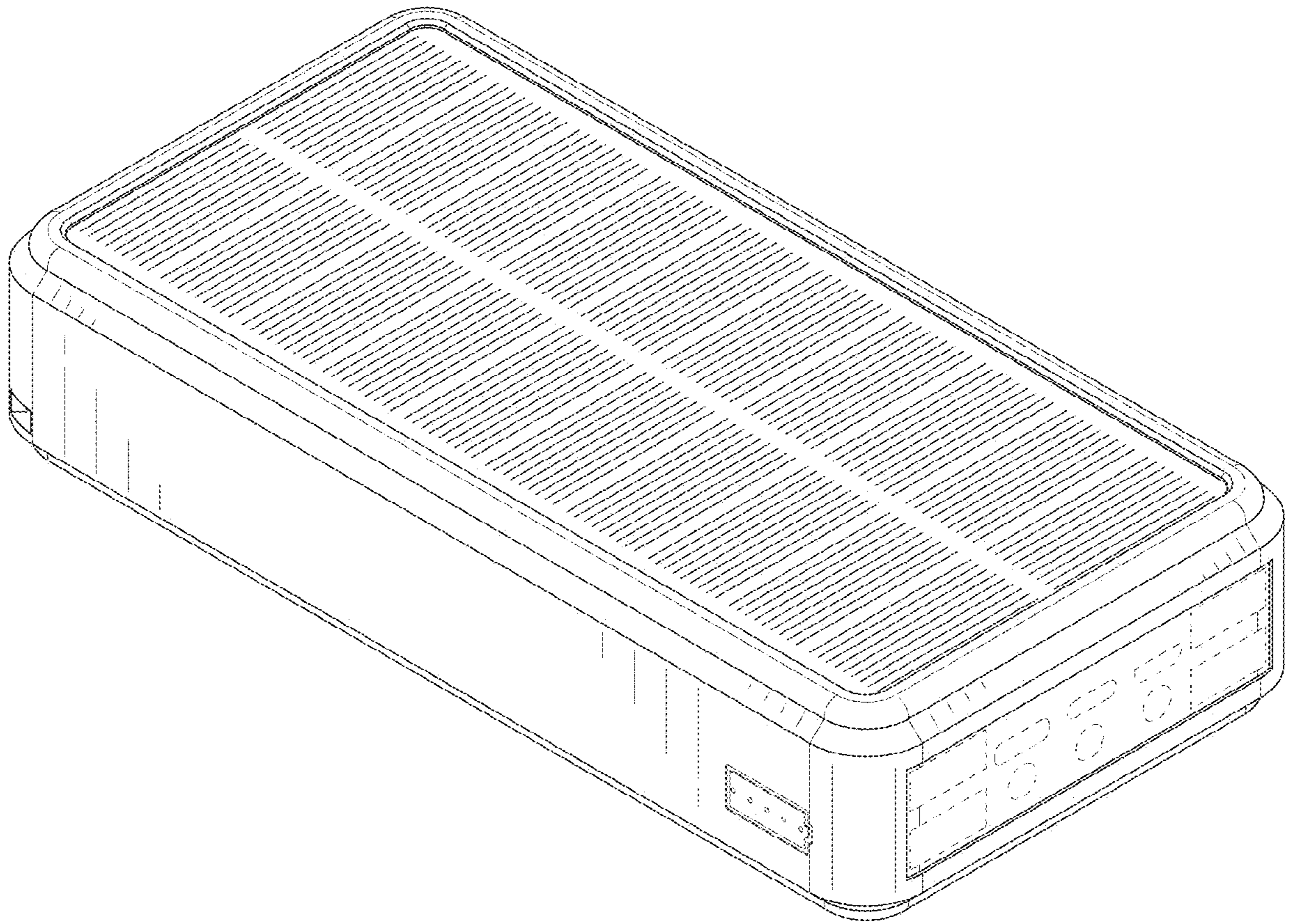


FIG. 1

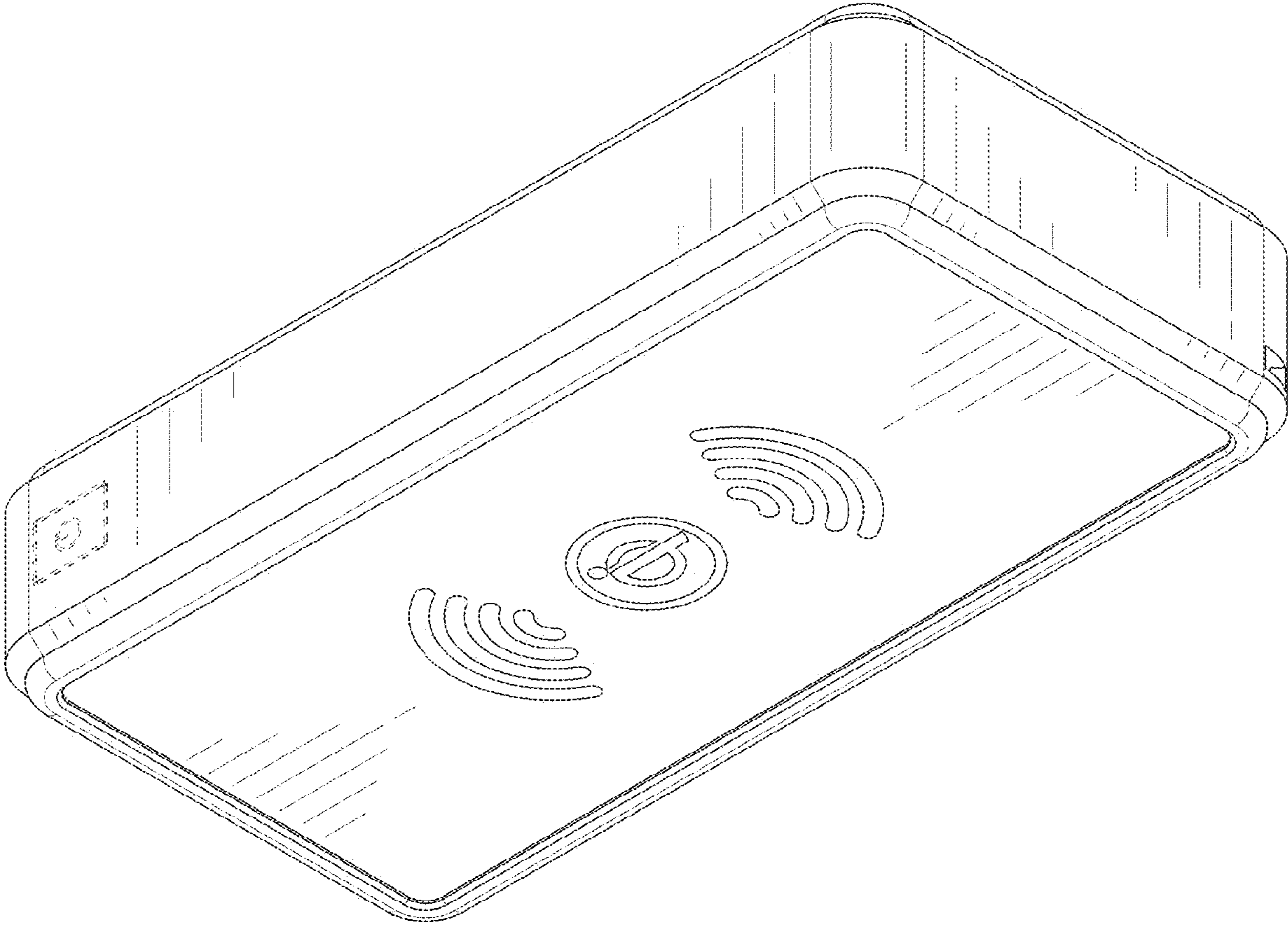


FIG. 2

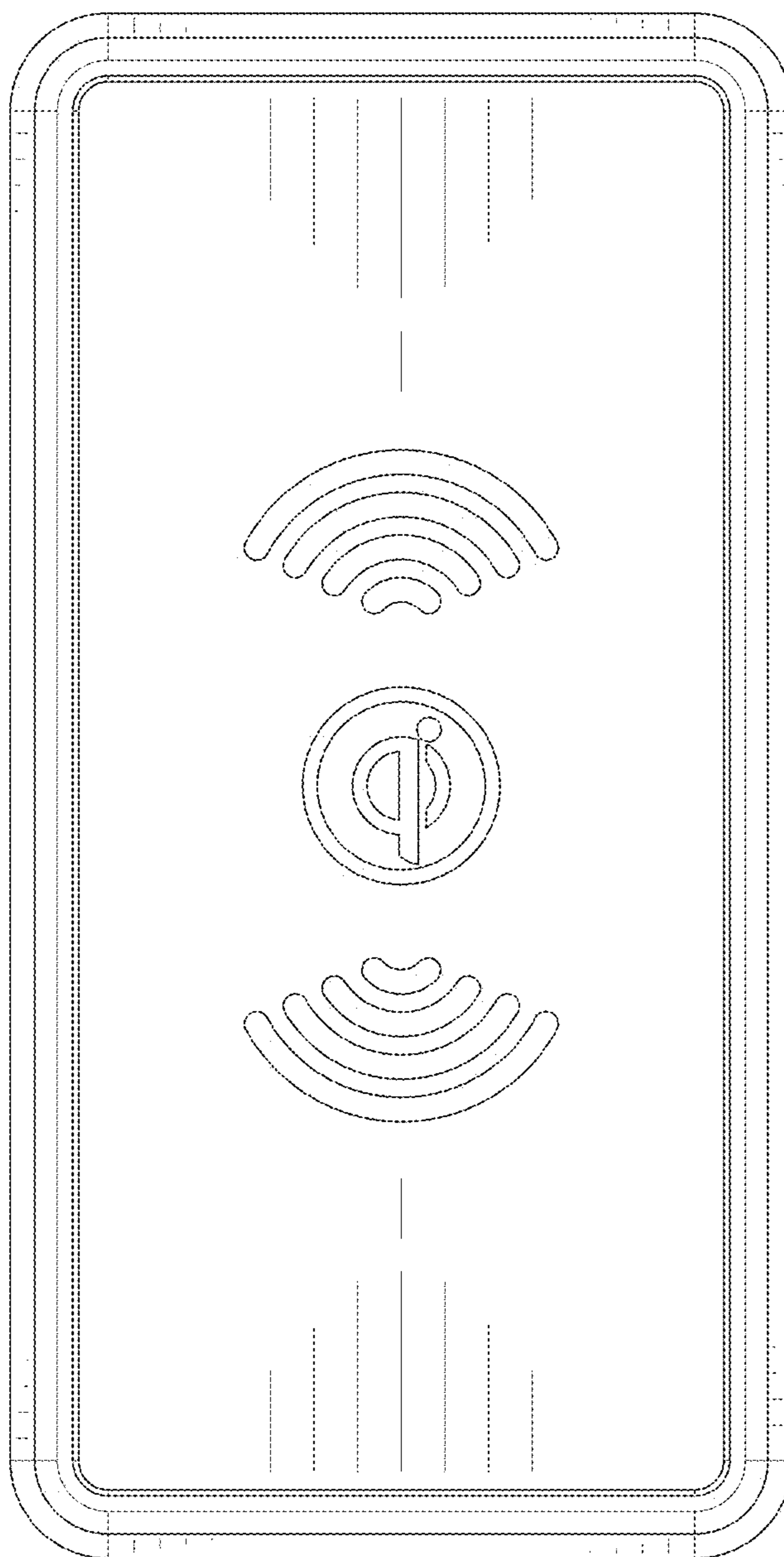


FIG. 3




FIG. 4




FIG. 5




FIG. 6

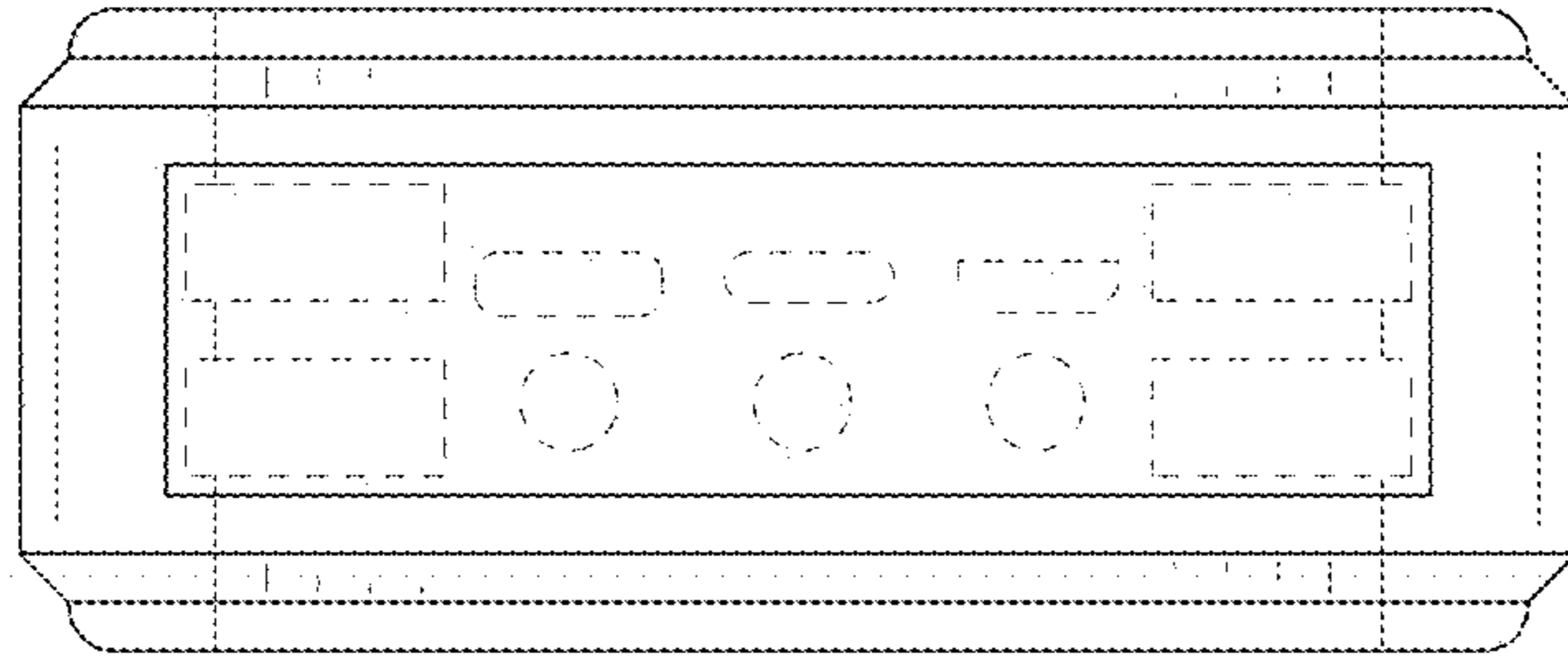


FIG. 7

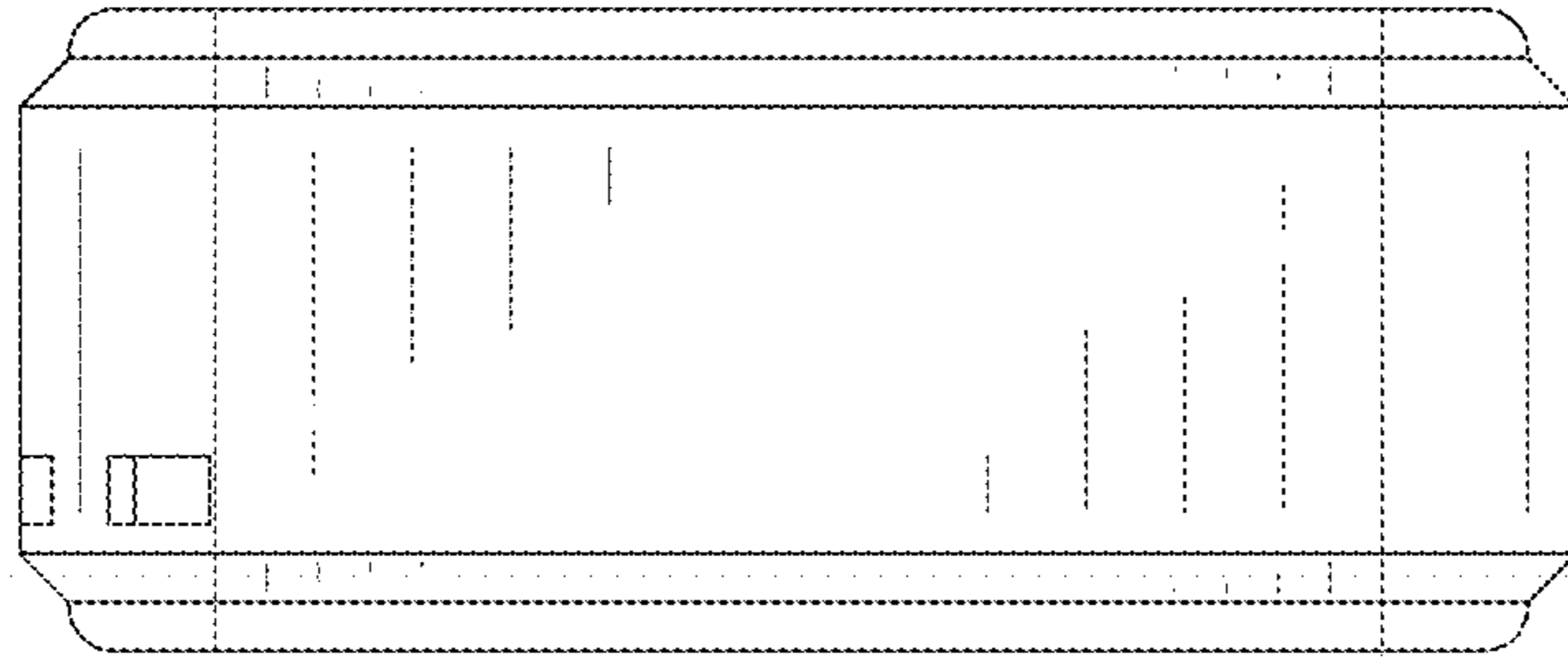


FIG. 8