



US00D975628S

(12) **United States Design Patent**
Geng et al.

(10) **Patent No.:** **US D975,628 S**
(45) **Date of Patent:** **** Jan. 17, 2023**

(54) **TIRE**
(71) Applicant: **TIANJIN WANDA TYRE CO., LTD.**,
Tianjin (CN)
(72) Inventors: **Peng Geng**, Tianjin (CN); **Zhili Lai**,
Tianjin (CN)
(73) Assignee: **TIANJIN WANDA TYRE CO., LTD.**,
Tianjin (CN)
(**) Term: **15 Years**

D909,953 S * 2/2021 Schoeppner D12/605
D914,588 S * 3/2021 Schoeppner D12/605
D922,311 S * 6/2021 Schoeppner D12/605
D923,558 S * 6/2021 Pulte, Jr. D12/605
D923,559 S * 6/2021 Schoeppner D12/605
D923,560 S * 6/2021 Schoeppner D12/605
D924,125 S * 7/2021 Nakamura D12/605
D924,126 S * 7/2021 Nakamura D12/605
D937,190 S * 11/2021 Maxwell D12/605
D947,114 S * 3/2022 Schoeppner D12/605
D962,155 S * 8/2022 Maxwell D12/605
D962,847 S * 9/2022 Geng D12/578
D962,849 S * 9/2022 Geng D12/579
2022/0266635 A1 * 8/2022 Nobukuni B60C 11/1307

(21) Appl. No.: **29/768,324**
(22) Filed: **Jan. 28, 2021**
(30) **Foreign Application Priority Data**
Dec. 26, 2020 (CN) 202030806579.7
(51) **LOC (14) Cl.** **12-15**
(52) **U.S. Cl.**
USPC **D12/605**
(58) **Field of Classification Search**
USPC D12/533–567, 605
CPC B60C 11/0302; B60C 2011/0358; B60C
2011/0374
See application file for complete search history.

(56) **References Cited**
U.S. PATENT DOCUMENTS
D552,537 S * 10/2007 Franks D12/605
D585,017 S * 1/2009 Shondel D12/605
D777,656 S * 1/2017 Maxwell D12/605
D795,178 S * 8/2017 Maxwell D12/605
D804,405 S * 12/2017 Franks D12/605
D813,799 S * 3/2018 Maxwell D12/605
D897,275 S * 9/2020 Fontaine D12/605
D900,730 S * 11/2020 Maxwell D12/605

OTHER PUBLICATIONS

“Michelin Pilot Sport Cup 2 Tires 20158” Michelin ., posted date Nov. 19, 2020 [online], [retrieved on Sep. 7, 2022]. Retrieved from the Internet <URL:http://https://www.summitracing.com/parts/mhl-20158> (Year: 2020).*

(Continued)

Primary Examiner — Darlington Ly
Assistant Examiner — Nasim Abdulaziz Ali
(74) *Attorney, Agent, or Firm* — Wayne IP LLC


(57) **CLAIM**

The ornamental design for a tire, as shown and described.

DESCRIPTION

FIG. 1 is a perspective view of a tire showing our new design;
FIG. 2 is a front elevation view thereof;
FIG. 3 is a rear elevation view thereof;
FIG. 4 is a left side elevation view thereof;
FIG. 5 is a partially enlarged view of FIG. 1; and,
FIG. 6 is a partially enlarged view of FIG. 2.

1 Claim, 6 Drawing Sheets



(56)

References Cited

OTHER PUBLICATIONS

“Our favorite tire sidewall designs” Discount Tire., posted date May 15, 2019 [online], [retrieved on Jul. 14, 2021]. Retrieved from the Internet: <URL: <https://www.discounttire.com/blog/coolest-sidewall-designs>> (Year: 2019).*

“Goodyear Wintercommand® (Light Truck)” Goodyear., posted date Oct. 1, 2019 [online], [retrieved on Jul. 14, 2021]. Retrieved from the Internet: <URL: <https://www.goodyear.com/en-US/tires/wintercommand-light-truck>> (Year: 2019).*

“Goodyear Assurance® All-Season” Goodyear., posted date Aug. 15, 2014 [online], [retrieved on Jul. 14, 2021]. Retrieved from the Internet: <URL: <https://www.goodyear.com/en-US/tires/assurance-all-season>> (Year: 2014).*

* cited by examiner




FIG. 1




FIG. 2




FIG. 3




FIG. 4




FIG. 5

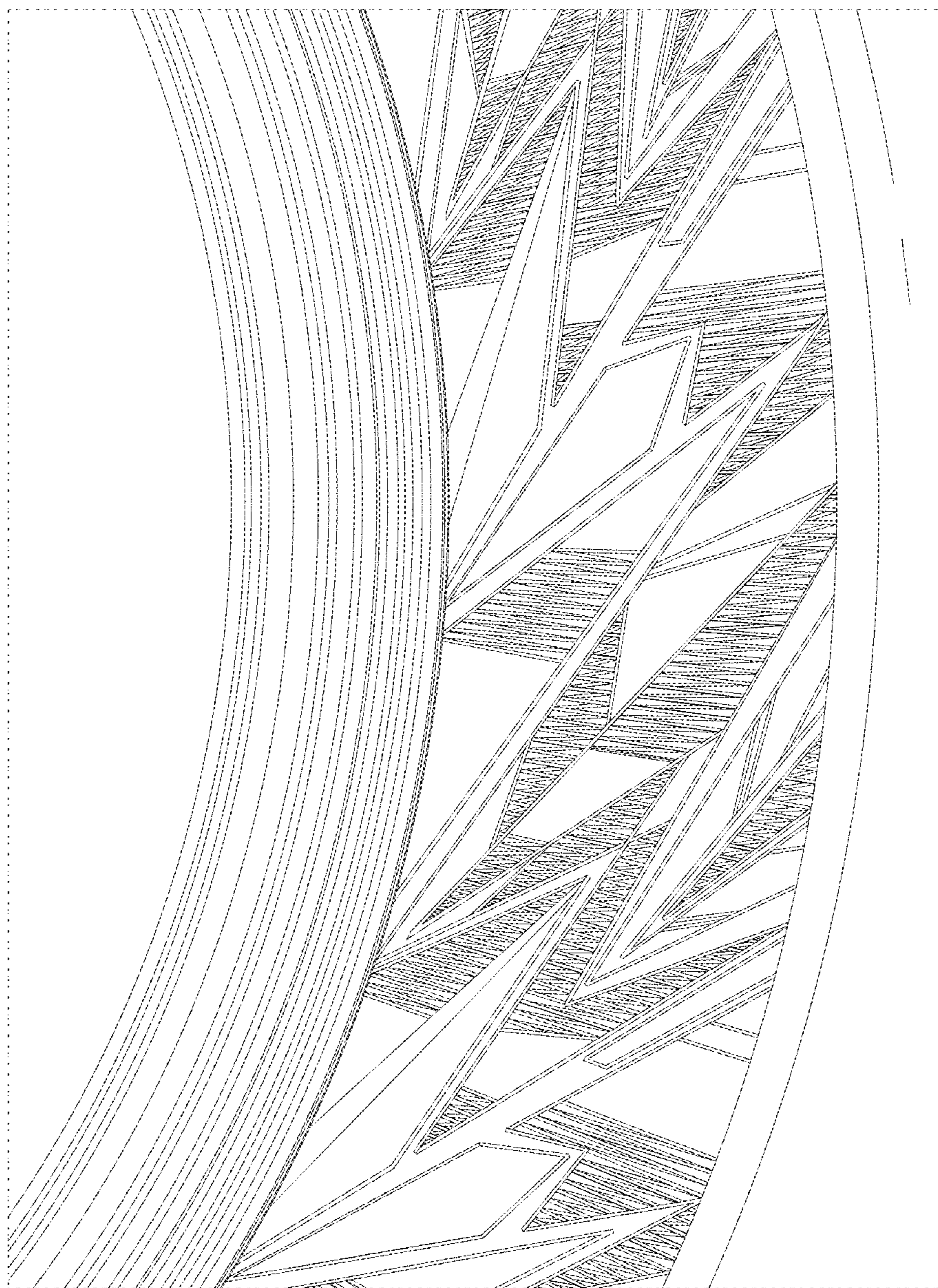


FIG. 6